



## **Operating Instructions**

---

Thanks for purchasing our product.

Please be sure to read this instruction manual  
carefully before using our product.



## **Introduction**

The CT-HDVD-EXT-RG-IR195 extends HDMI signal using coaxial cable.

Benefits from using the CT-HDVD-EXT-RG-IR195:

- 1) The CT-HDVD-EXT-RG-IR195 transmits 1080P across distances up to 195 feet.
- 2) The CT-HDVD-EXT-RG-IR195 has the ability to perform signal buffering and amplification. Transmitter units can be daisy chained together for distances over 195 feet.
- 3) The unit has IR pass-thru capability allowing remote control functionality from a receiver location.

# Contents

---

HDMI Extender .....	1
Product Overview .....	1
Features.....	1
Package Contents .....	3
Connections and Operations .....	3
Dip Switch Settings .....	4
Specifications.....	6
Panel Descriptions.....	7
Typical Application .....	9
Maintenance .....	9
PRODUCT SERVICE.....	9
Warranty.....	10

# HDMI Extender (Using coaxial cable)

## ■ Product Overview ( Model Number: CT-HDVD-EXT-RG-IR195)



## ■ Features

- Uses a single coaxial cable to extend HDMI signals up to 195 feet
- Supports resolution up to 1080P.
- Auto-adjust, equalization and amplification to optimize picture quality. HDMI V1.3 supported.
- HDCP compliant.
- Full HD support: Up to 1080p@60Hz.
- LED indicators to show the power and signal status Mounting ears supplied.
- Transfers Bidirectional Infrared control signal together with the HDMI signal.
- Cascadable

Cabletronix reserves the right to make changes in the hardware, packaging and any accompanying documentation without prior written notice.

 **Warning**

**To reduce the risk of fire, electric shock or product damage:**

**1.** Do not expose this device to rain, moisture dripping or splashing.



**6.** Clean this device with a dry cloth.



**2.** Do not install or place this unit in a bookcase, built-in cabinet or in other confined spaces. Ensure the unit is well ventilated.



**7.** Unplug the device during lightning storms or when unused for long periods of time.



**3.** To prevent risk of electric shock or fire due to overheating, do not obstruct the unit's ventilation openings with newspapers, tablecloths, curtains, and similar items.



**8.** Protect the power cord from being walked on or pinched particularly at the plugs.



**4.** Do not install near any heat sources such as radiators, heat registers, stoves, or other devices (including amplifiers) that produce heat.



**9.** Only use accessories specified by the manufacturer.



**5.** Do not place open flames, such as lighted candles, on the unit.





**10.** Refer all servicing to qualified service personnel.

## ■ Package Contents

- ① Main unit NO.1. P/N\_ CT-HDVD-EXT-RG-IR195 TX (Transmitter)
- ② Main unit NO.2. P/N\_ CT-HDVD-EXT-RG-IR195 RX (Receiver)
- ③ Operating instructions. P/N\_ CT-HDVD-EXT-RG-IR195.
- ④ 2x 5VDC power supply P/N\_VDC0502.
- ⑤ 1xIR TX unit (emitter).
- ⑥ 1xIR RX unit (target).

 **NOTE:** PART NUMBER (Abbreviation as P/N)

## ■ Connections and Operations

- 1) Connect the HDMI input source (  such as HD-DVD、 video game unit、 STB etc. ) to the CT-HDVD-EXT-RG-IR195 TX.
- 2) Connect a COAX cable from the COAX output of the CT-HDVD-EXT-RG-IR195 TX to the COAX input of the CT-HDVD-EXT-RG-IR195 RX.
- 3) Connect the HDMI display (  such as HD-LCD、 HD-DLP) to the RX unit.
- 4) Connect the IR TX emitter unit into the CT-HDVD-EXT-RG-IR195IR TX;  
Connect the IR RX target uNIT into the CT-HDVD-EXT-RG-IR195.
- 5) Connect the IR RX UNIT into the CT-HDVD-EXT-RG-IR195 RX; Connect the IR TX UNIT into the CT-HDVD-EXT-RG-IR195 IR TX.

 **Attention:** Please insert and remove cables gently.

□

**DIP switch setting instruction:****CT-HDVD-EXT-RG-195**

Position1	Function
0	Range scaling disable
1	Range scaling enable.

Position2	Position3	Function
0	0	1080P stereo (Using Embedded EDID) (note1)
0	1	1080P 5.1 (Using Embedded EDID) (note2)
1	0	1080P 7.1 (Using Embedded EDID) (note3)
1	1	EDID auto copy (note4)

\*EDID -Extended display identification data

**Note1:** The unit will use the embedded 1080P-stereo EDID when the DIP switch is in this mode. The EDID will be 1080P video and stereo audio.

**Note2:** The UNIT will use the embedded 1080P-5.1 EDID when the DIP switch is in this mode. The EDID will be 1080P video and 5.1 audio.

**Note3:** The UNIT will use the embedded 1080P-7.1 EDID when the DIP switch is in this mode. The EDID will be 1080P video and 7.1 audio.

**Note4:** Auto copy the EDID data to the input port. The unit will copy the EDID data from the device which is connected to the CT-HDVD-EXT-RG-IR195.

**CT-HDVD-EXT-RG-IR195**

Position1	Position2	Position3	Function
0	0	0	Normal mode,8bit color depth
0	0	1	LC mode(note1), 8bit color depth
0	1	0	Normal mode, color depth decided by




			the sink.
0	1	1	LC mode (note1), color depth decided by the display device.
others			Normal mode,8bit color depth

**Note1:** if video appears noisy when using long HDMI cable try the LC mode.

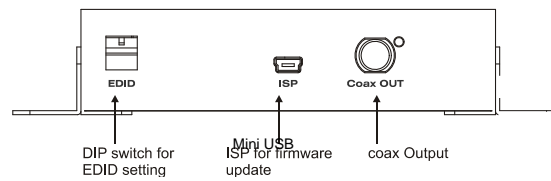
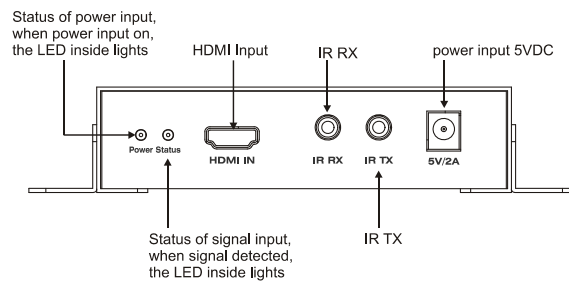
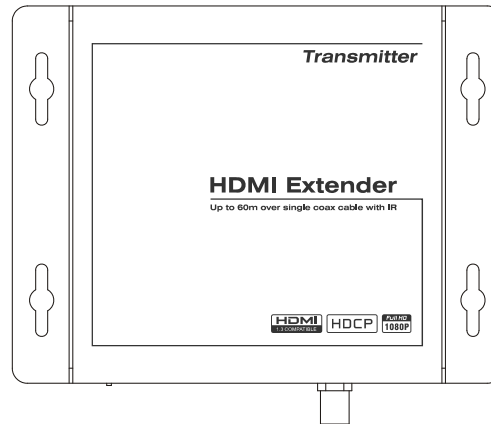
## ■ Specifications

Operating Temperature Range	-5 to +35°C (-41 to +95 °F)
Operating Humidity Range	5 to 90 % RH (no condensation)
Input Video Signal	0.5-1.0 volts p-p
Input DDC Signal	5 volts p-p (TTL)
Video Format Supported	DTV/HDTV; 1080P/1080i/720P/576i/480i
Output Video	HDMI 1.3+HDCP
Output Audio	Support 7.1/5.1/stereo audio (PCM only)
Maximum Transmission Distance	195 feet
Power Supply	5VDC
Power Consumption	5Watts
Dimensions	120mmH×115mmW×31mmD /5.98"W×4.13"H×1.22"D
Weight (Main unit)	0.9Kg / 1.98lb (Pairs)

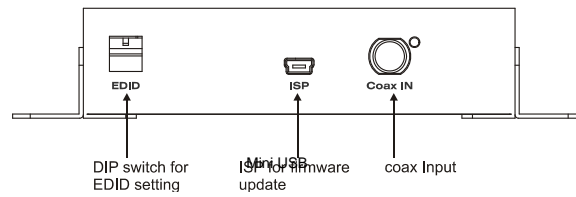
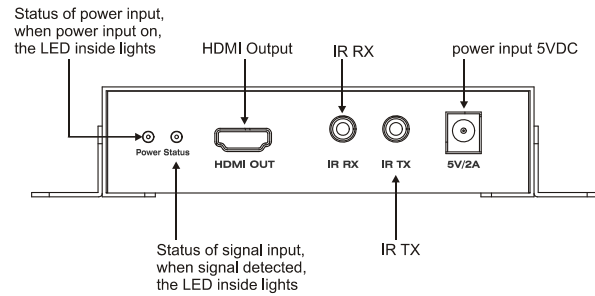
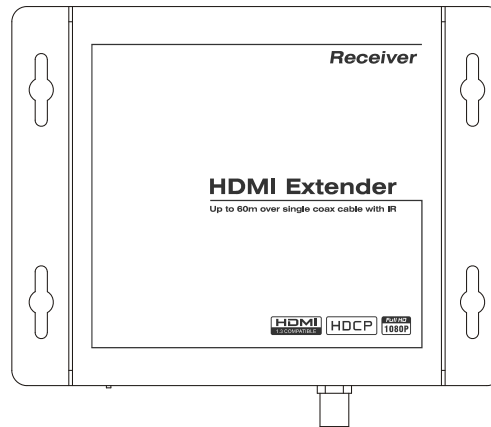
 **NOTE**1: Specifications are subject to change without notice. Weight and dimensions are approximate.

## ■ Panel Descriptions

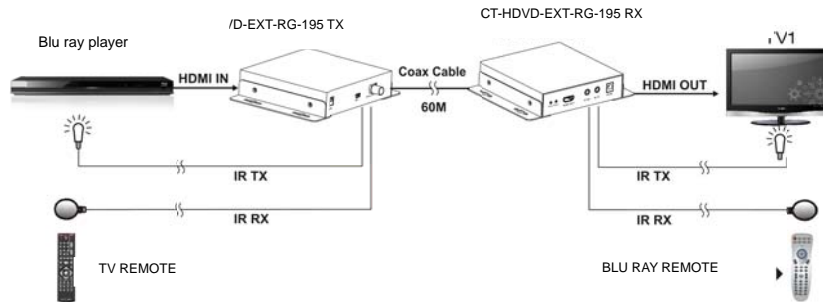
### 1. CT-HDVD-EXT-RG-IR195



**2. CT-HDVD-EXT-RG-IR195**



## ■ Typical Application



## ■ Maintenance

Clean this unit with a soft, dry cloth. Never use alcohol, paint thinner or solvent to clean this unit.

## ■ Product Service

### ● Provided Service

- 1) **Damage Requiring service:** The unit should be serviced by qualified service personnel if:
  - The DC power supply cord or AC adaptor has been damaged;
  - Objects or liquids have spilled into the unit;
  - The unit does not operate normally or exhibits a marked change in performance;
  - The unit has been dropped or the cabinet damaged.
- 2) **Servicing Personnel:** Do not attempt to service the unit beyond that described in these operating instructions. Refer all other servicing to authorized servicing personnel.

## ● Warranty

CABLETRONIX. (the "Company") warrants to the Original Purchaser that the item purchased is free from defects in workmanship or material under normal use. This warranty starts on the date of shipment of the hardware to the Original Purchaser.

During the warranty period, the Company agrees to repair or replace, at its sole option, without charge to Original Purchaser, any defective component. To obtain service, the Original Purchaser must return the item to the Company properly packaged for shipping. All defective products must be returned to the Company within thirty (30) days of failure. Products must be returned with a description of the failure and Return Merchandise Authorization (RMA) number supplied by the Company. To receive a RMA number and a return shipping address on where to deliver the hardware, call 610-429-1821. The shipping, and insurance charges incurred in shipping to the Company will be paid by Original Purchaser, and all risk for the hardware shall remain with the Original Purchaser until such time as Company takes receipt of the hardware. Upon receipt, the Company will promptly repair or replace the defective unit, and then return said unit to Original Purchaser, shipping prepaid. The Company may use reconditioned or like-new parts or units, at its sole option, when repairing any hardware. Repaired products shall carry the same amount of outstanding warranty as from original purchase. Any claim under the warranty must include dated proof of purchase or invoice. In any event, the Company's liability for defective hardware is limited to repairing or replacing the hardware.

This warranty is contingent upon proper use of the hardware by Original Purchaser and does not cover: if damage is due to Acts of God (including fire, flood, earthquake, storm, hurricane or other natural disaster), accident, unusual physical, electrical, or electromechanical stress, modifications, neglect, misuse, operation with media not approved by the Company, tampering with or altering of the hardware, riot, war, invasion, act of foreign enemies, hostilities (regardless of whether war is declared), civil war, rebellion, revolution, insurrection, military or usurped power or confiscation, terrorist activities, nationalization, government sanction, blockage, embargo, labor dispute, strike, lockout or interruption or failure of electricity, air conditioning, or humidity control, internet, network, or telephone service

The warranties given herein, together with any implied warranties covering the hardware, including any warranties of merchantability or fitness for a particular purpose, are limited in duration to one year from the date of shipment to the Original Purchaser. Jurisdictions vary with regard to the enforceability of warranty limitations, and you should check the laws of your local jurisdiction to find out whether the above limitation applies to you.

The Company shall not be liable to your for loss of data, loss of profits, lost savings, special, incidental, consequential, indirect, or other similar damages arising from breach of warranty, breach of contract, negligence, or other legal action even if the Company or its agent has been advised of the possibility of such damages, or for any claim brought against your by another party. Jurisdictions vary with regard to the enforceability of provisions excluding or limiting liability for incidental or consequential damages. You should check the laws of your local jurisdiction to find out whether the above exclusion applies to you.

This warranty allocates risks of product failure between Original Purchaser and the Company. The Company's hardware pricing reflects this allocation of risk and the limitations of liability contained in this warranty. The warranty set forth above is in lieu of all other express warranties, whether oral or written. The agents, employees, distributors, and dealers of the Company are not authorized to make modification to this warranty, or additional warranties binding on the Company. Accordingly, additional statements such as dealer advertising or presentations, whether oral or written, do not constitute warranties by the Company and should not be relied upon.

This warranty gives you specific legal rights. You may also have other rights which vary from one jurisdiction to another.





