



INSTRUCTION BOOK FOR
Deluxe Insta-Theater



Introduction

Thank you for purchasing this Da-Lite product. Before attempting to use it, make sure to carefully read the contents of these instructions.

⚠ Caution

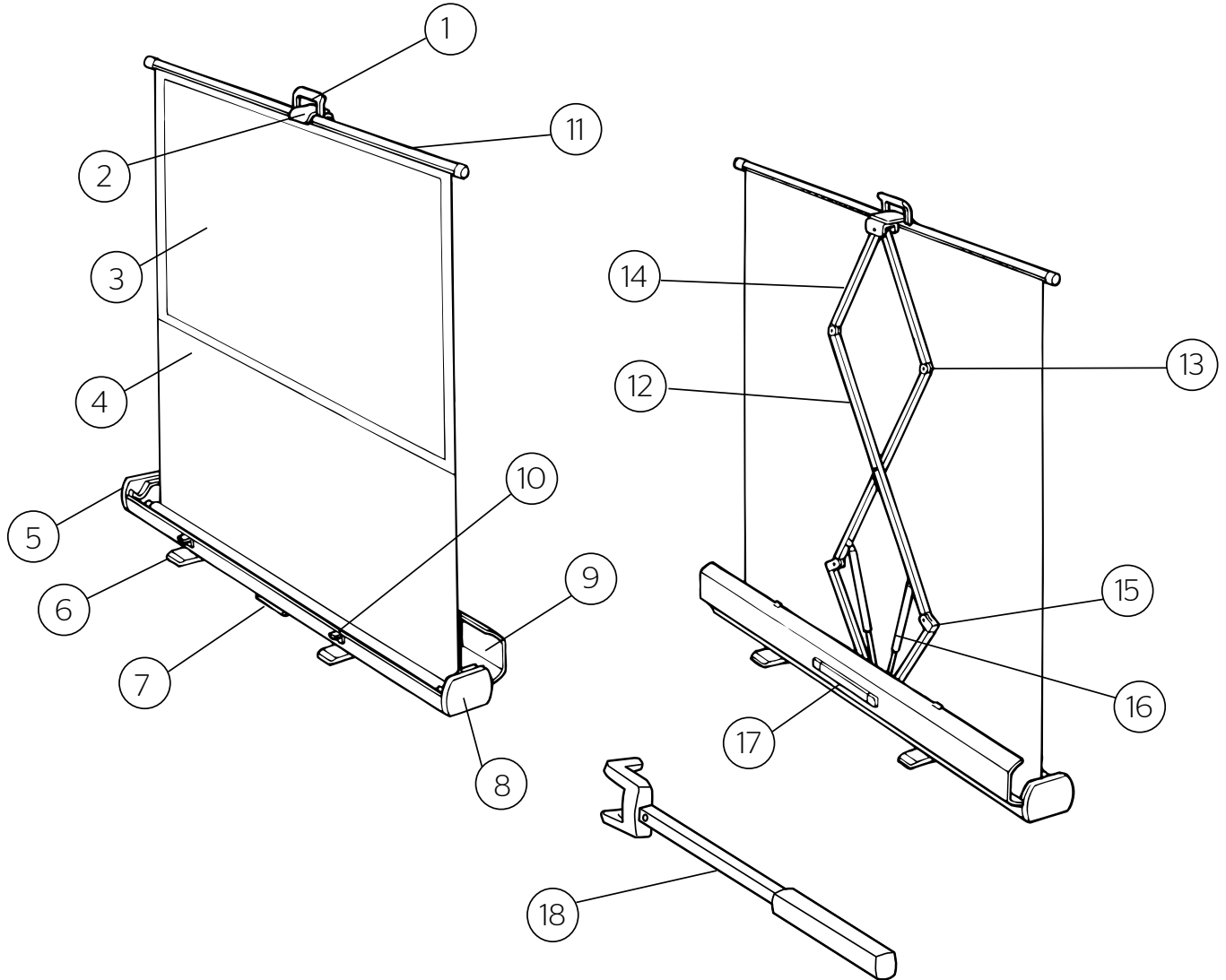
1. Avoid touching the films during raising or lowering of unit.
2. Do not set up the screen on an unstable or uneven surface. This may cause the screen to fall or tip over, resulting in damage to the screen or personal injury. Be especially careful when setting up at home where small children may be present.
3. When screen is not in use and retracted, use the built-in feet to stabilize it on a flat surface. Standing the screen on one of its ends creates the risk of falling over, and should be avoided.
4. Do not hang or attach items to the screen.

Screen Care

1. Do not leave the screen in areas subject to direct sunlight.
2. Keep the projection surface of the screen free from dirt and dust, which can interfere with the quality of the projected image. If the screen becomes dirty, lightly wipe it off with soft cloth moistened in a weak, 20 to 1 solution of a mild neutral detergent and water. Benzine, thinner, and other volatile agents can cause permanent damage to the screen and should never be used for cleaning.
3. Do not set up the screen in areas subjected to strong breeze. This may cause the screen to move and interfere with the quality of the projected image.

Parts Identification

- | | | | |
|-------------------|-----------------------------------|---------------------|----------------------|
| 1. Lifting Handle | 6. Rotating foot | 10. Case latch | 15. Lower arm hinge |
| 2. Slat handle | 7. Bottom case | 11. Slat | 16. Air shock |
| 3. Screen film | 8. Right end cap | 12. Long arm | 17. Case handle |
| 4. Skirt film | 9. Case cover (90" and 100" only) | 13. Upper arm hinge | 18. Extending Handle |
| 5. Left end cap | | 14. Short arm | |



Setting Up the Screen

1. Rotate feet until they are perpendicular with the case (Figure 1).
2. Release the latches and open the case cover. **On the 90" and 100" models** remove extending handle and extend it as shown (Figure 1).

NOTE: Push lightly down on the center of the case to release the latches.

3. Pull up the screen slowly at a certain height using the Lifting Handle then grasp the Slat handle and raise the screen slowly keeping the slat level as you raise the screen (Figure 3).
4. **On 90" and 100" models only** Place the end of the extending handle under the slat handle as shown below and raise screen to desired height. (Figure 4).

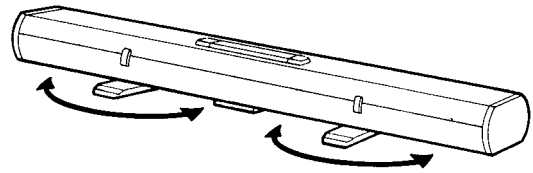


Figure 1

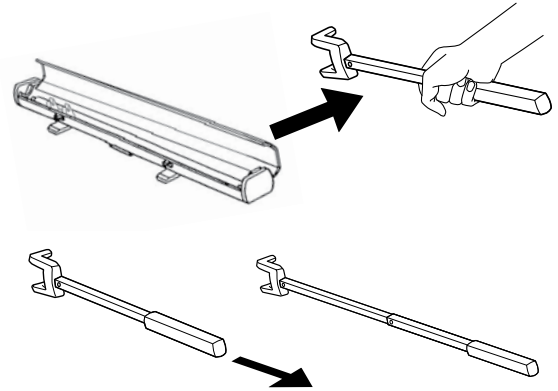


Figure 2

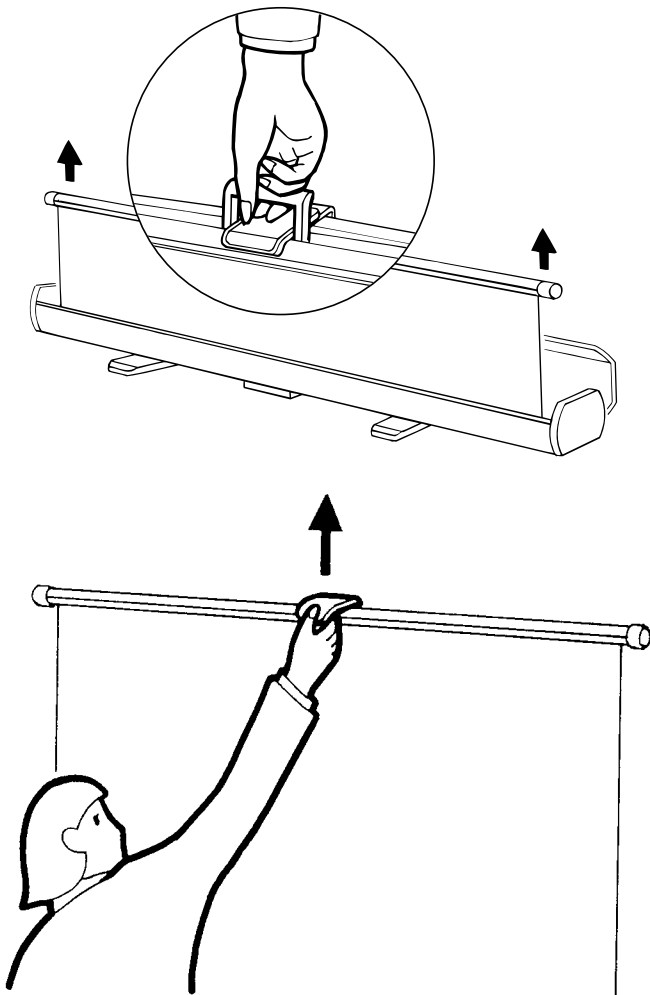


Figure 3

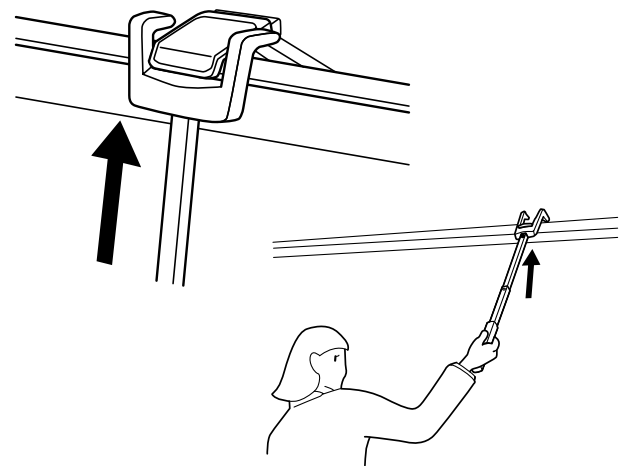


Figure 4

Storing the Screen

1. Grasp the Slat Handle and lower the screen slowly back into the case. Make sure you hold onto the handle and keep the slat level as you lower the screen back into the case (Figure 5).
2. **On 90" and 100" models only** Place the end of the extending handle under the slat handle as shown below and lower the screen until you can easily reach the slat handle (Figure 6).
3. **On 90" and 100" models only** Collapse the extending handle by pressing on the button as shown and sliding the two halves together. Store extending handle in case (Figure 7).
4. Close the case cover and latch it. It may be necessary to press down on the case top to get the latches to engage properly (Figure 8).

NOTE: Before carrying the case, rotate the feet, so they are out of the way (Figure 8).

WARNING: When storing the screen, be sure that you protect it from falling. Leaning the case against a wall or other surface creates the danger of falling over.

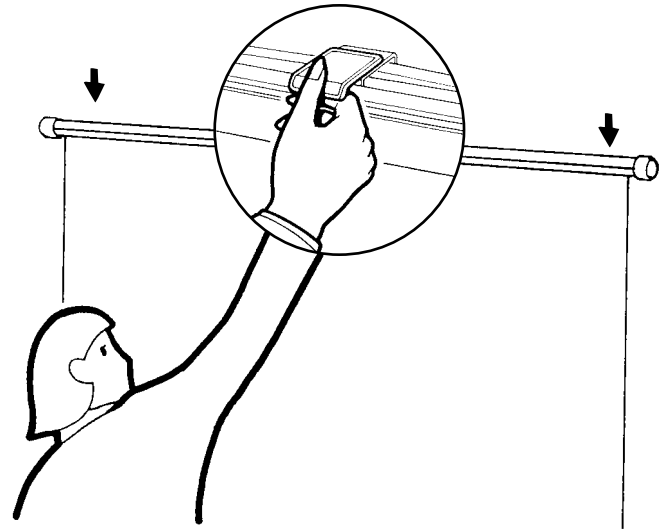


Figure 5

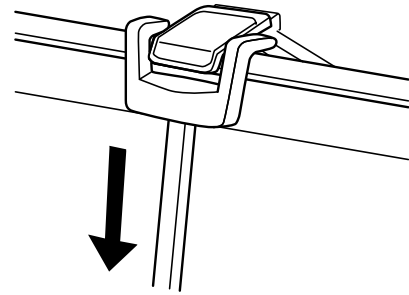


Figure 6

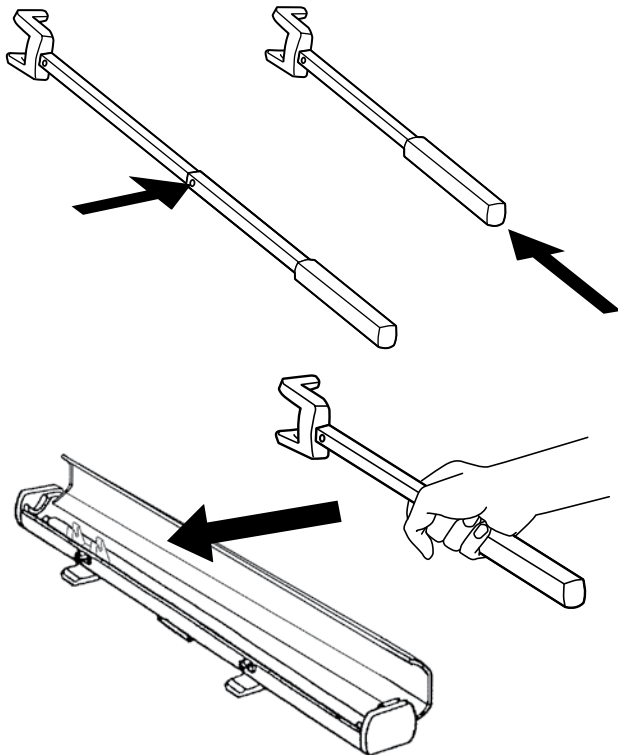


Figure 7

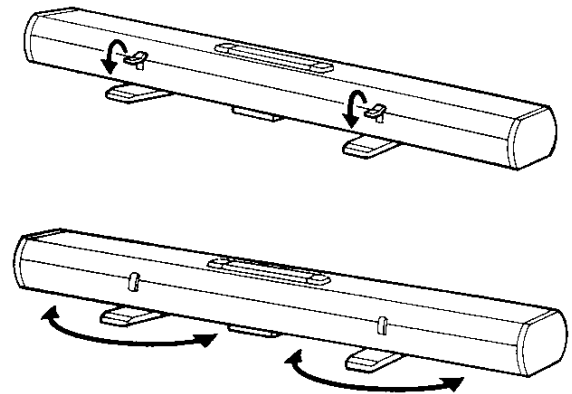
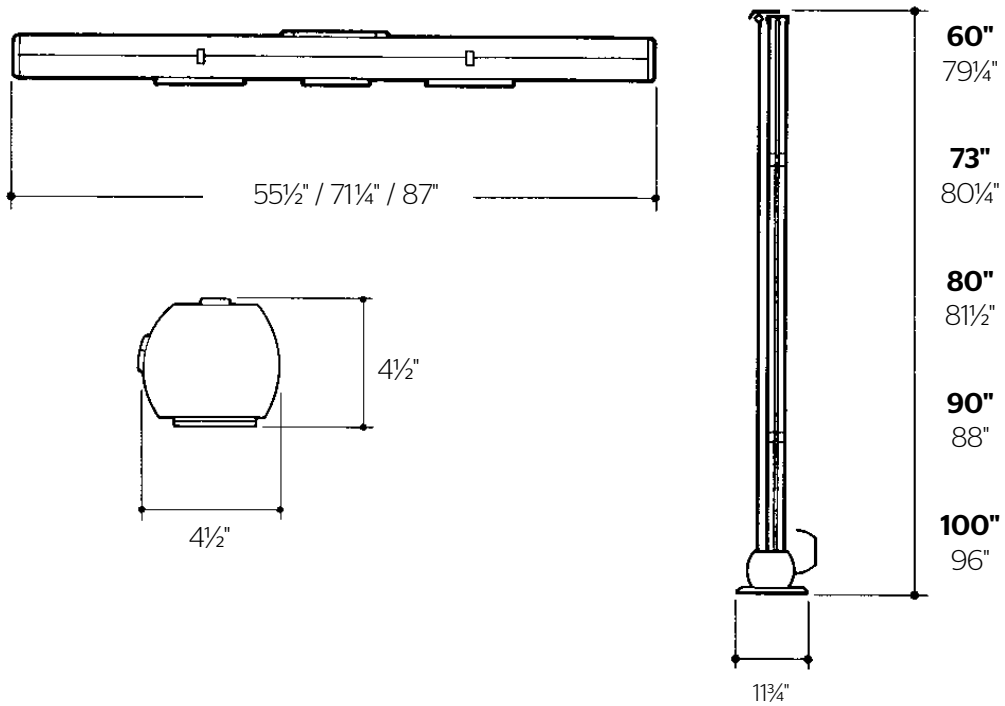


Figure 8

Specifications

Screen Height	Shipping dimensions	Weight of unit (lbs.)	Shipping weight (lbs.)
60"	6¼" x 7" x 61½"	14.0	17.3
73" and 80"	6¼" x 7" x 77⅞"	16.4	20.4
90" and 100"	6¼" x 7" x 91¼"	19.8	23.8



LIMITED ONE YEAR WARRANTY ON DA-LITE PRESENTATION PRODUCTS

Milestone AV Technologies LLC warrants certain Da-Lite branded products to the original purchaser only, to be free from defects in materials and workmanship for a period of one (1) year from the date of purchase by the original purchaser; provided they are properly operated according to Da-Lite's instructions and are not damaged due to improper handling or treatment after shipment from the factory.

This warranty does not apply to equipment showing evidence of misuse, abuse or accidental damage, or which has been tampered with or repaired by a person other than authorized Da-Lite personnel.

Da-Lite's sole obligation under this warranty shall be to repair or to replace (at Da-Lite's option) the defective part of the merchandise. Returns for service should be made to your Da-Lite dealer. If it is necessary for the dealer to return the screen or part to Da-Lite, transportation expenses to and from Da-Lite are payable by the purchaser and Da-Lite is not responsible for damage in shipment. To protect yourself against damage or loss in transit, insure the product and prepay all transportation expenses.

TO THE MAXIMUM EXTENT PERMITTED BY APPLICABLE LAW, THIS WARRANTY IS IN LIEU OF ALL OTHER WARRANTIES, EXPRESS OR IMPLIED, INCLUDING WARRANTIES AS TO FITNESS FOR USE AND MERCHANTABILITY. Any implied warranties of fitness for use, or merchantability, that may be mandated by statute or rule of law are limited to the one (1) year warranty period. This warranty gives you specific legal rights, and you may also have other rights, which vary from state-to-state. **TO THE MAXIMUM EXTENT PERMITTED BY APPLICABLE LAW, NO LIABILITY IS ASSUMED FOR EXPENSES OR DAMAGES RESULTING FROM INTERRUPTION IN OPERATION OF EQUIPMENT, OR FOR INCIDENTAL, DIRECT, OR CONSEQUENTIAL DAMAGES OF ANY NATURE.**

In the event that there is a defect in materials or workmanship of a Da-Lite product, you may contact our Sales Partners at PO Box 137, Warsaw, IN 46581-0137, (574) 267-8101, (800) 622-3737.

IMPORTANT: THIS WARRANTY SHALL NOT BE VALID AND DA-LITE BRANDED PRODUCTS SHALL NOT BE BOUND BY THIS WARRANTY IF THE PRODUCT IS NOT OPERATED IN ACCORDANCE WITH THE DA-LITE WRITTEN INSTRUCTIONS.

Keep your sales receipt to prove the date of purchase and your original ownership.



A Milestone AV Technologies Brand

3100 North Detroit Street
Warsaw, Indiana 46582
P: 574.267.8101 or 800.622.3737
F: 574.267.7804 or 877.325.4832
E: info@da-lite.com
www.da-lite.com

DL-0277 01.14

© 2013 Milestone AV Technologies LLC. Printed in U.S.A.

83776