



- LA-317 4-Unit Charging/Carrying Case
- LA-318 4-Unit Storage/Carrying Case
- LA-323 4-Unit Charging/Carrying Case with Removable Lid
- LA-321 8-Unit Charging/Carrying Case
- LA-322 8-Unit Storage/Carrying Case
- LA-324 8-Unit Charging/Carrying Case with Removable Lid
- LA-311 16-Unit Charging/Carrying Case
- LA-313 16-Unit Storage/Carrying Case
- LA-325 16-Unit Charging/Carrying Case with Removable Lid
- LA-320 25-Unit Configurable Carrying Case

Don't miss a single sound.





Dear Valued Customer,

Thank you for choosing Listen! All of us at Listen are dedicated to providing you with the highest quality products available. We take great pride in their outstanding performance because we care that you are completely satisfied. That's why we independently certify them to the highest quality standards and back them with a limited lifetime guarantee. We stand ready to answer any questions you might have during installation or in the operation of our products. Should you experience any problems whatsoever with your Listen products, we are ready to help you in any way we can with prompt, efficient customer care. Because at Listen, it's all about you! And should you have any comments on how we might improve our products or our service, we're here to listen.

Here's how to reach us:

+1.801.233.8992

+1.800.330.0891 North America

+1.801.233.8995 fax

support@listentech.com

www.listentech.com

Thank you and enjoy your listening experience!

Best regards,

Russell Gentner and the Listen Team

- In the few instances where repairs were needed, 99% of all clients indicated that they were happy with repair turn-around-times and 85% of the time, clients were without their product for less than 10 days!
- Overall client satisfaction of working with Listen was rated 4.8 out of 5.
- "Please continue with your excellent attitude toward customer satisfaction. You guys are great!"
- "I've never had such good service from any company. Keep up the good work!"
- "You stand behind your product wonderfully."

Cases Table of Contents

4-Unit Cases	3
Package Contents	4
Specifications	5
Charging Instructions	6

8-Unit Cases	9
Package Contents	10
Specifications	11
Charging Instructions	12

16-Unit Cases	15
Package Contents	16
Specifications	17
Charging Instructions	18

25-Unit Case	21
Package Contents	22
Specifications	22
Configuration Instructions	23

Supplementary Information	24
Troubleshooting	26
Warranty	27
Contacting Listen	27
Optional Accessories	28



4-Unit Cases:

LA-317 4-Unit Charging/Carrying Case

LA-318 4-Unit Storage/Carrying Case

LA-323 4-Unit Charging/Carrying Case with Removable Lid

Don't miss a single sound.

4-Unit Case Package Contents

LA-317/323 Contents

- LA-317 4-Unit Charging/Carrying Case or LA-323 4-Unit Charging/Carrying Case
- Power Supply
- Keys
- Shoulder Carrying Strap



LA-318 Contents

- LA-318 4-Unit Storage/Carrying Case
- Keys
- Shoulder Carrying Strap



LA-317/323 Highlights

- Sturdy case with hard foam interior and durable latches
- Charges up to 4 receivers or portable transmitters with NiMH batteries
- Pocket stores power supply, earphones and/or other accessories
- SmartCharge™ charging technology built into Listen products prevents overcharge
- Case comes with keys and can be locked for security
- Detachable nylon carrying strap
- Convenient removable lid (LA-323 model only)

LA-318 Highlights

- Sturdy case with hard foam interior and durable latches
- Individual storage pockets for a combination of 4 receivers and transmitters
- Large pocket for accessory storage
- Case comes with keys and can be locked for security
- Detachable nylon carrying strap

4-Unit Case Specifications

Specification		LA-317/LA-323
Power	Primary Power	Input 110-120 VAC, 60 Hz, 15 W
	Secondary Power	Output 7.5 VDC, 600 Ma
Physical	Description	Black, grey, and chrome lockable hard case. Interior foam.
	Weight	2.6 lbs. (1.2 kg)
	Shipping Weight	5 lbs. (2.2 kg)
	Shoulder Carrying Strap Length	Adjustable 33.00 to 53.00 in. (83.0 to 135.0 cm)
	Power Cord Length	6.0 ft. (1.8 m)
	Size W x H x D	11.80 x 7.50 x 3.75 in. (30.0 x 7.5 x 9.5 cm)

Specification		LA-318
Power	None	
Physical	Description	Black, grey, and chrome lockable hard case. Interior foam.
	Weight	2.6 lbs. (1.2 kg)
	Shipping Weight	5 lbs. (2.2 kg)
	Shoulder Carrying Strap Length	Adjustable 33.00 to 53.00 in. (83.0 to 135.0 cm)
	Size W x H x D	11.80 x 7.50 x 3.75 in. (30.0 x 7.5 x 9.5 cm)

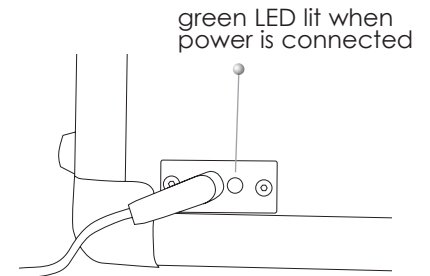
LA-317/323 Charging Instructions

1 Plug power supply into power source.

Any 110 to 120 VAC outlet can be used. The power must stay connected during the full 13 hour charge cycle.

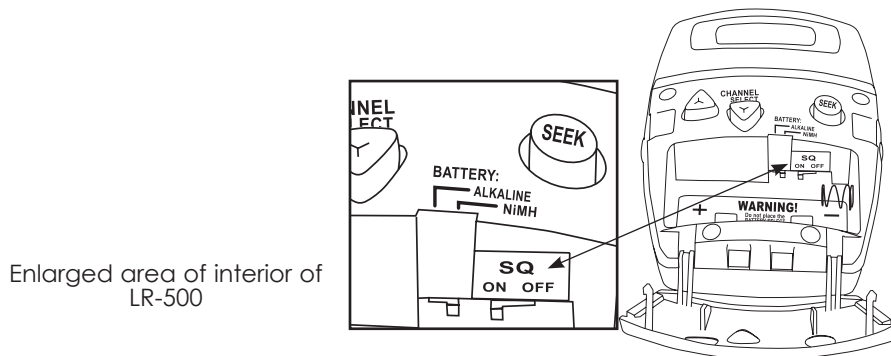
2 Plug power into case.

The green LED next to the power connector will illuminate indicating the case is powered.



3 Check Battery Select Switch.

Make sure that you are using NiMH batteries and that the battery select switch is in the correct position. Charging will only occur when the Listen product's battery selection switch is set to the "NiMH" position. This switch is located inside the battery compartment of the product.

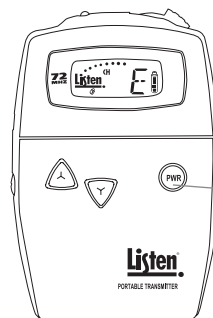
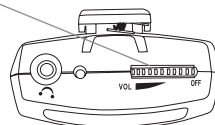


Warning: Do not attempt to charge alkaline batteries. This may damage the unit and case, and will void the warranty!

4 Turn units to be charged OFF.

For optimal charging, receivers and transmitters should be turned OFF* during the charge cycle. Portable transmitters manufactured prior to 2003 require that the unit be turned ON to begin charging. Once charging begins, turn the unit OFF.

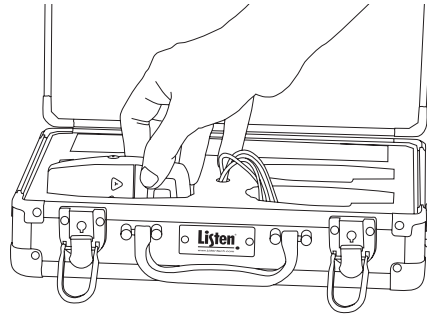
Receiver power switch - turn clockwise until you hear a 'click'



LT-700 power switch

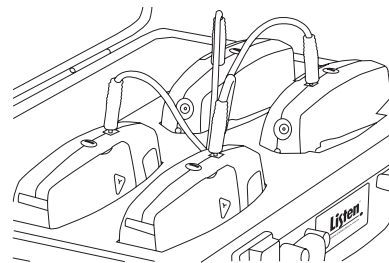
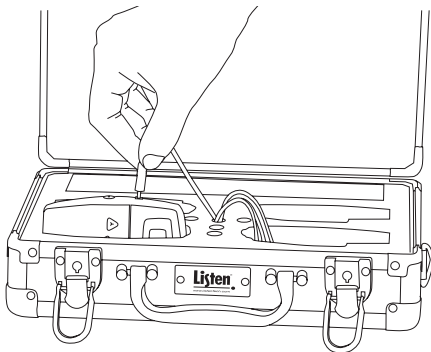
LA-317/323 Charging Instructions (cont.)

5 Place units in case slots.



Connect units to power.

Plug power connectors into PWR/CHG jack on the side of the units.



6 Verify units are charging.

Watch units for 10 seconds before leaving them to charge. Once placed in the charging slots, the red LED on top of Listen's portable receivers and transmitters will glow continuously for 1-2 seconds, then extinguish. The units will then evaluate battery status for 5-7 seconds. If the battery select switch is positioned in the NiMH setting, the red LED will begin to flash indicating that the units are charging.

NOTE: If batteries are completely discharged, the red LED will remain solid while the batteries are reconditioned. Unit should begin flashing after 5-10 minutes. The LED may flicker during the reconditioning process.

7 Verify Full Charge.

Each unit's red LED will stop flashing once charging is complete. Charging time for full recharge on completely discharged batteries is 13 hours.

NOTE: If a unit is removed from the case during the charge cycle, and then reinserted, it will begin a new charge cycle.

WARNING: The case lid MUST be open or removed while the units are charging. The charging process generates heat and ventilation is required. It is best to store your charging case at room temperature away from heat sources and direct sunlight.



8-Unit Cases:

LA-321 8-Unit Charging/Carrying Case

LA-322 8-Unit Storage/Carrying Case

LA-324 8-Unit Charging/Carrying Case with Removable Lid

Don't miss a single sound.

8-Unit Case Package Contents

LA-321/324 Contents

- LA-321 8-Unit Charging/Carrying Case or LA-324 8-Unit Charging/Carrying Case
- Power Supply
- Keys
- Shoulder Carrying Strap

LA-322 Contents

- LA-322 8-Unit Storage/Carrying Case
- Keys
- Shoulder Carrying Strap



LA-321/324 Highlights

- Sturdy case with hard foam interior and durable latches
- Charges up to 8 receivers or portable transmitters with NiMH batteries
- Removable charging platform
- Large pocket stores power supply, earphones and/or other accessories
- Center pocket stores earphones or other accessories
- Earphones can remain attached to receivers during storage and charging
- SmartCharge™ charging technology built into Listen products prevents overcharge
- Case comes with keys and can be locked for security
- Detachable nylon carrying strap
- Convenient removable lid (LA-324 model only)

LA-322 Highlights

- Sturdy case with hard foam interior and durable latches
- Stores up to 8 receivers or portable transmitters
- Pocket stores earphones and/or other accessories
- Earphones can remain attached to receivers during storage
- Case comes with keys and can be locked for security
- Detachable nylon carrying strap

8-Unit Case Specifications

		Specification	LA-321/324
Power	Primary Power	Input 100-240 VAC, 50-60 Hz, 1200 mA	
	Secondary Power	Output 7.5 VDC, 4A, 30W	
Physical	Description	Black, grey, and chrome lockable hard case. Interior foam.	
	Weight	6.2 lbs. (2.80 kg)	
	Shipping Weight	9.0 lbs. (4.00 kg)	
	Shoulder Carrying Strap Length	Adjustable 33.00 to 53.00 in. (83.0 to 135.0 cm)	
	Power Cord Length	12.0 ft. (3.7 m)	
	Size W x H x D	15.75 x 9.80 x 7.00 in. (40.0 x 25.0 x 18.0 cm)	

		Specification	LA-322
Power	None		
Physical	Description	Black, grey, and chrome lockable hard case. Interior foam.	
	Weight	6.2 lbs. (2.80 kg)	
	Shipping Weight	8.0 lbs. (3.60 kg)	
	Shoulder Carrying Strap Length	Adjustable 33.00 to 53.00 in. (83.0 to 135.0 cm)	
	Size W x H x D	15.75 x 9.80 x 7.00 in. (40.0 x 25.0 x 18.0 cm)	

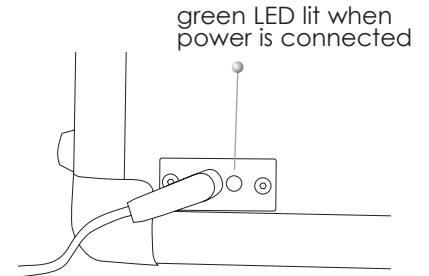
LA-321/324 Charging Instructions

1 Plug power supply into power source.

Any 110 to 120 VAC outlet can be used. The power must stay connected during the full 13 hour charge cycle.

2 Plug power into case.

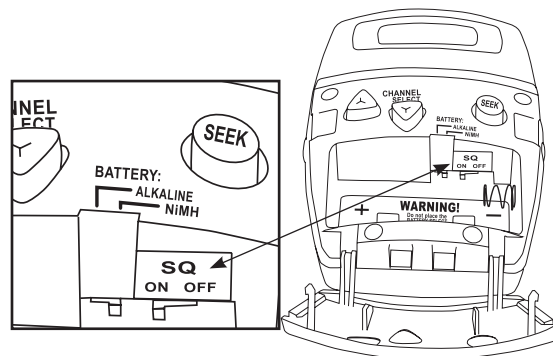
The green LED next to the power connector will illuminate indicating the case is powered.



3 Check Battery Select Switch.

Make sure that you are using NiMH batteries and that the battery select switch is in the correct position. Charging will only occur when the Listen product's battery selection switch is set to the "NiMH" position. This switch is located inside the battery compartment of the product.

Enlarged area of interior of LR-500

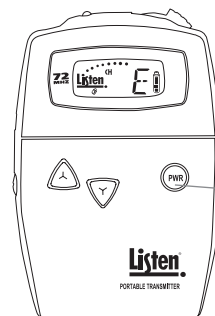
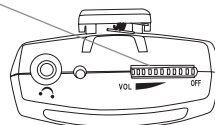


Warning: Do not attempt to charge alkaline batteries. This may damage the unit and case, and will void the warranty!

4 Turn units to be charged OFF.

For optimal charging, receivers and transmitters should be turned OFF* during the charge cycle. Portable transmitters manufactured prior to 2003 require that the unit be turned ON to begin charging. Once charging begins, turn the unit OFF.

Receiver power switch - turn clockwise until you hear a 'click'

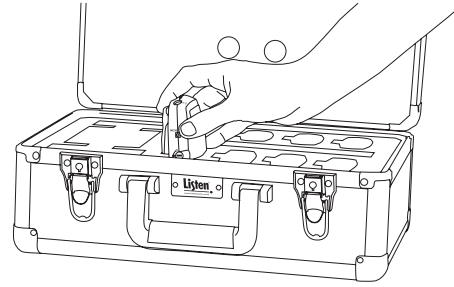


LT-700 power switch

LA-321/324 Charging Instructions (cont.)

5 **Place units in charging slots.**

It may be necessary to press the units down into the pocket to ensure that it is touching the charging contacts.



6 **Verify units are charging.**

Watch units for 10 seconds before leaving them to charge. Once placed in the charging slots, the red LED on top of Listen's portable receivers and transmitters will glow continuously for 1-2 seconds, then extinguish. The units will then evaluate battery status for 5-7 seconds. If the battery select switch is positioned in the NiMH setting, the red LED will begin to flash indicating that the units are charging.

NOTE: If batteries are completely discharged, the red LED will remain solid while the batteries are reconditioned. Unit should begin flashing after 5-10 minutes. The LED may flicker during the reconditioning process.

7 **Verify Full Charge.**

Each unit's red LED will stop flashing once charging is complete. Charging time for full recharge on completely discharged batteries is 13 hours.

NOTE: If a unit is removed from the case during the charge cycle, and then reinserted, it will begin a new charge cycle.

WARNING: The case lid MUST be open or removed while the units are charging. The charging process generates heat and ventilation is required. It is best to store your charging case at room temperature away from heat sources and direct sunlight.



16-Unit Cases:

LA-311 16-Unit Charging/Carrying Case

LA-313 16-Unit Storage/Carrying Case

LA-325 16-Unit Charging/Carrying Case with Removable Lid

Don't miss a single sound.

16-Unit Case Package Contents

LA-311/325 Contents

- LA-311 16-Unit Charging/Carrying Case or LA-325 16-Unit Charging/Carrying Case
- Power Supply
- Keys
- Shoulder Carrying Strap



LA-313 Contents

- LA-313 16-Unit Storage/Carrying Case
- Keys
- Shoulder Carrying Strap



LA-311/325 Highlights

- Sturdy case with hard foam interior and durable latches
- Removable charging platform
- Charges up to 16 receivers or portable transmitters with NiMH batteries
- Large pocket stores power supply, earphones and/or other accessories
- Small pockets store earphones or other accessories
- Earphones can remain attached to receivers during storage and charging
- SmartCharge™ charging technology built into Listen products prevents overcharge
- Case comes with keys and can be locked for security
- Detachable nylon carrying strap
- Convenient removable lid (LA-325 model only)

LA-313 Highlights

- Sturdy case with hard foam interior and durable latches
- Stores up to 16 receivers or portable transmitters
- Large pocket stores earphones and/or other accessories
- Small pocket stores earphones and/or other accessories
- Earphones can remain attached to receivers during storage
- Case comes with keys and can be locked for security
- Detachable nylon carrying strap

16-Unit Case Specifications

Specification		LA-311/325
Power	Primary Power	Input 100-240 VAC, 50-60 Hz, 1200 mA
	Secondary Power	Output 7.5 VDC, 4A, 30W
Physical	Description	Black, grey, and chrome lockable hard case. Interior foam.
	Weight	7.6 lbs. (3.50 kg)
	Shipping Weight	11.0 lbs. (5.00 kg)
	Shoulder Carrying Strap Length	Adjustable 33.00 to 53.00 in. (83.0 to 135.0 cm)
	Power Cord Length	12.0 ft. (3.7 m)
	Size W x H x D	18.25 x 13.00 x 6.75 in. (46.0 x 33.0 x 17.0 cm)

Specification		LA-313
Power	None	
Physical	Description	Black, grey, and chrome lockable hard case. Interior foam.
	Weight	7.0 lbs. (3.50 kg)
	Shipping Weight	10.0 lbs. (4.50 kg)
	Shoulder Carrying Strap Length	Adjustable 33.00 to 53.00 in. (83.0 to 135.0 cm)
	Size W x H x D	18.25 x 13.00 x 6.75 in. (46.0 x 33.0 x 17.0 cm)

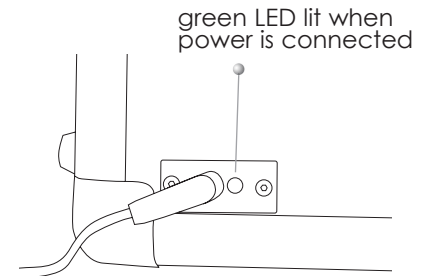
LA-311/325 Charging Instructions

1 Plug power supply into power source.

Any 110 to 120 VAC outlet can be used. The power must stay connected during the full 13 hour charge cycle.

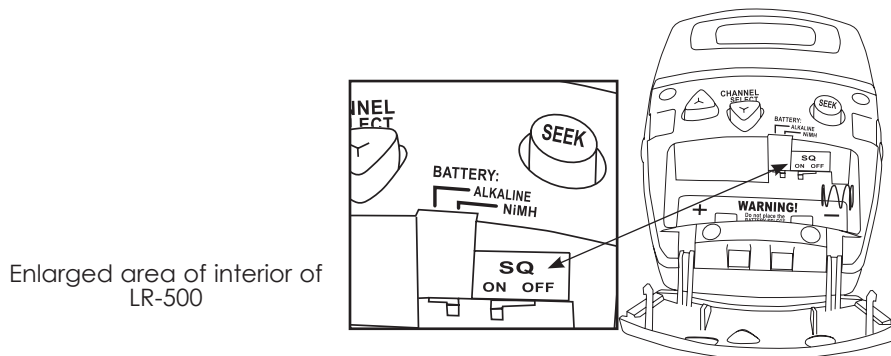
2 Plug power into case.

The green LED next to the power connector will illuminate indicating the case is powered.



3 Check Battery Select Switch.

Make sure that you are using NiMH batteries and that the battery select switch is in the correct position. Charging will only occur when the Listen product's battery selection switch is set to the "NiMH" position. This switch is located inside the battery compartment of the product.



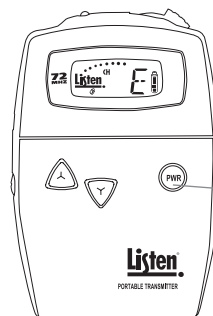
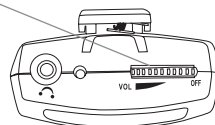
Enlarged area of interior of LR-500

Warning: Do not attempt to charge alkaline batteries. This may damage the unit and case, and will void the warranty!

4 Turn units to be charged OFF.

For optimal charging, receivers and transmitters should be turned OFF* during the charge cycle. Portable transmitters manufactured prior to 2003 require that the unit be turned ON to begin charging. Once charging begins, turn the unit OFF.

Receiver power switch - turn clockwise until you hear a 'click'

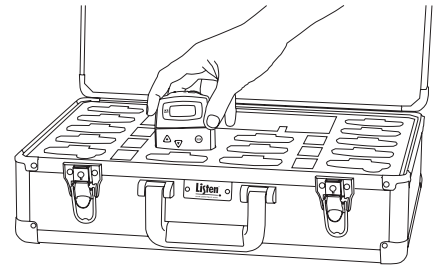


LT-700 power switch

LA-311/325 Charging Instructions (cont.)

5 **Place units in charging slots.**

It may be necessary to press the units down into the pocket to ensure that it is touching the charging contacts.



6 **Verify units are charging.**

Watch units for 10 seconds before leaving them to charge. Once placed in the charging slots, the red LED on top of Listen's portable receivers and transmitters will glow continuously for 1-2 seconds, then extinguish. The units will then evaluate battery status for 5-7 seconds. If the battery select switch is positioned in the NiMH setting, the red LED will begin to flash indicating that the units are charging.

NOTE: If batteries are completely discharged, the red LED will remain solid while the batteries are reconditioned. Unit should begin flashing after 5-10 minutes. The LED may flicker during the reconditioning process.

7 **Verify Full Charge.**

Each unit's red LED will stop flashing once charging is complete. Charging time for full recharge on completely discharged batteries is 13 hours.

NOTE: If a unit is removed from the case during the charge cycle, and then reinserted, it will begin a new charge cycle.

WARNING: The case lid MUST be open or removed while the units are charging. The charging process generates heat and ventilation is required. It is best to store your charging case at room temperature away from heat sources and direct sunlight.





LA-320 25-Unit Configurable Carrying Case

Don't miss a single sound.

25-Unit Case Package Contents & Specifications

LA-320 Contents

- LA-320 25-Unit Configurable Carrying Case
- Keys
- Shoulder Carrying Strap



LA-320 Highlights

- Sturdy case with hard foam interior and durable latches
- Stores up to 25 portable receivers or portable transmitters
- Can be configured to store stationary transmitters and stationary receivers.
- Can be used to store any accessory items (headphones, earphones, power supplies, etc.)
- Earphones can remain attached to receivers during storage
- Case comes with keys and can be locked for security.

25-Unit Case Specifications

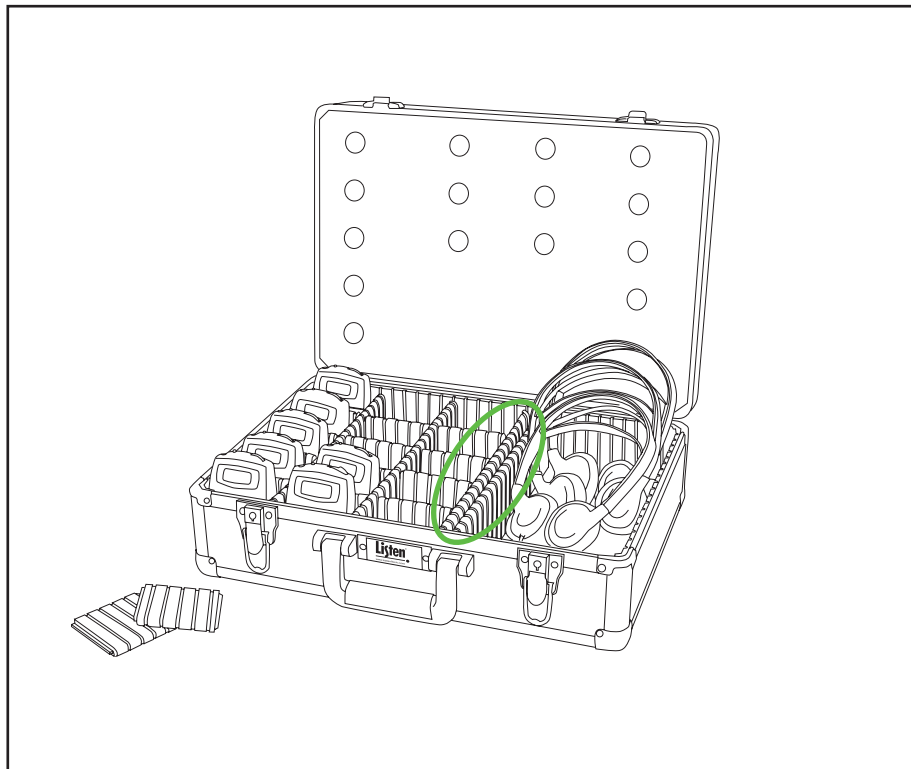
	Specification	LA-320
Power	None	
Physical	Description	Black, grey, and chrome lockable hard case. Interior foam covered wood dividers.
	Weight	8.0 lbs. (3.70 kg)
	Shipping Weight	10.2 lbs. (4.60 kg)
	Shoulder Carrying Strap Length	Adjustable 33.00 to 53.00 in. (83.0 to 135.0 cm)
	Size W x H x D	18.25 x 13.00 x 6.75 in. (46.0 x 33.0 x 17.0 cm)

LA-320 Configuration Instructions

The LA-320 Configurable Carrying Case can accommodate a combination of different Listen products. This product is designed to adapt to the specific needs of each customer.

To Configure:

- Remove any of the small section dividers; or move small section dividers up or down as needed.
- Remove any of the large section dividers; or move large section dividers left or right as needed.
- Replace small and large section dividers as needed to fit your application.
- Store any unused section dividers for future use.
- Close lid to ensure a secure fit for all equipment.



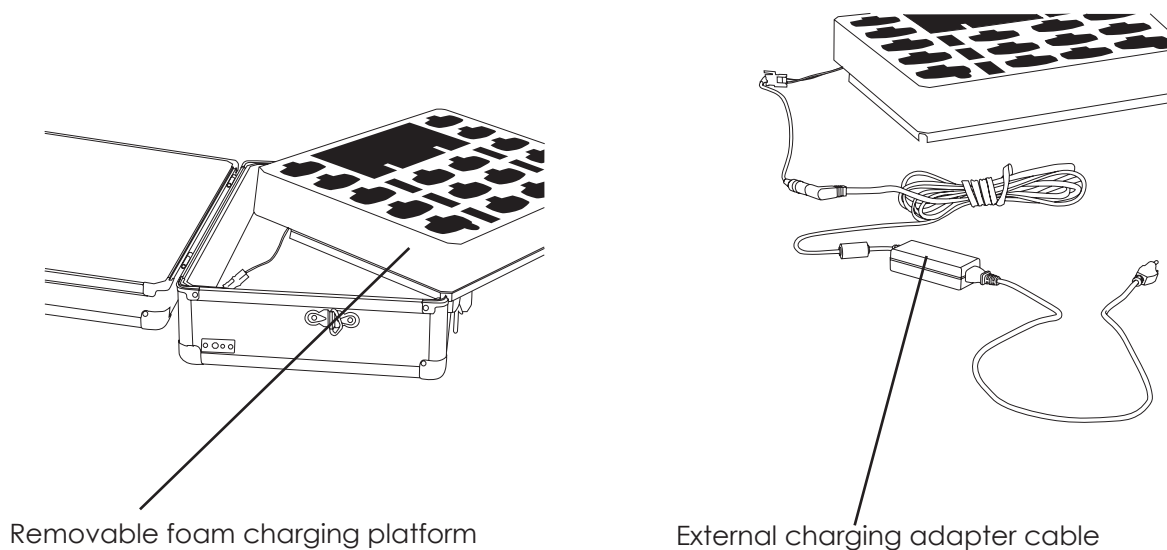
NOTE: When removing section dividers for customization of your case, it may be necessary to use extra section dividers for added support and strength. This can be accomplished by doubling up end dividers as shown in the illustration.

Removable Charging Platform

Listen 8 and 16 slot charging platforms can be used without the carrying case. If you desire to place the platform on a table, shelf or in a drawer to minimize the space required for charging, the foam platform can be used separately. The removable charging platform is available on the 8 and 16 unit charging cases only (LA-321, LA-324, LA-311 and LA-325).

To Remove Platform:

- Open case.
- Hold case, while gently pulling the right side of the foam charging platform upward.
- Unplug charging wire at the 2 pin connection located under the foam platform.
- Attach external charging adapter cable (included) to the foam charging platform connector.
- Plug in power supply to adapter cable.
- Charge units. (see charging instructions for your case)



NiMH Battery Technology

Listen LA-362 NiMH batteries are industrial grade and provide constant current to Listen products. These batteries provide 2000 milliamp hours (mAh) of storage capacity. When used with Listen supplied batteries, Listen products should provide the following operational time after batteries are fully charged:

- Receivers:** 15 hours
- Transmitters:** 8 hours

Listen recommends that new batteries be put through two-charge cycles prior to use.

Nickel Metal Hydride (NiMH) batteries have no memory effect, so each charge offers full recharge capacity.

NiMH batteries can be repeatedly charged to full capacity from any level of capacity. NiMH batteries typically maintain optimal performance for 500 to 700 charge cycles. Listen recommends that batteries be replaced after 2 years of service or whenever the batteries no longer hold a charge.

Please note that NiMH batteries should be recharged if they have been sitting idle for more than two months, as they lose around 20-30% of their charge each month.

To avoid battery discharge while not using Listen products, it is recommended to leave units in a powered case, as the maintenance charge will ensure the batteries remain at full charge. Make sure the case lid remains open or removed. The charging process generates heat and ventilation is required.

LED Indicators

Portable Receivers (LR-300, LR-400, LR-500)		
Red LED	Continuous ON	Unit is operating
	Slow flash	Batteries are low
	Slow flash while charging	Charging in progress

Portable Transmitters (LT-700)		
Red LED	Continuous ON	Unit is operating
	Slow flash	Batteries are low
	Slow flash while charging	Charging in progress
	Fast flash	Audio mute is active

Charging/Carrying Cases (LA-311, LA-317, LA-321, LA-323, LA-324, LA-325)		
Green LED	Continuous ON	Power to case
	Continuous OFF	No power to case

Troubleshooting

4-Unit Case Troubleshooting:

The batteries seem to drain when left in the case.

Make sure unit's volume wheel remains in the "off" position when stored in the case. It is possible to turn units on when placing them in carrying pockets.

The red LED on my portable product does not flash when connected in charging case (which indicates charging is not occurring.)

Make sure unit's volume wheel remains in the "off" position when stored in the case. It is possible to turn units on when placing them in carrying pockets. Check that there is power to the case, this is verified by the green LED next to the power connection being lit. The batteries may be completely discharged. In this situation, leave the unit in the charging case for 5-10 minutes, while the batteries are reconditioned. Verify tight connection between charging wire and unit. Verify unit battery switch is in NiMH position.

8-Unit & 16-Unit Case Troubleshooting:

The red LED on my portable receiver does not flash when product is placed in the charging case (which indicates charging is not occurring.)

Check that there is power to the case, this is verified by the green LED next to the power connection being lit. Make sure that the plug underneath the removal charging platform is connected. Verify unit is seated correctly and is making contact with the charging pins. Some minor adjustments of the unit's position in the charging pocket may be required. The batteries may be completely discharged. In this situation, leave the unit in the charging case for 5-10 minutes, while the batteries are reconditioned. Verify unit battery switch is in NiMH position.

The red LED on the LT-700 does not flash when product is placed in the charging case (which indicates charging is not occurring.)

Verify issues related to portable receivers are not present. If unit was manufactured prior to 2003, unit will need to be turned "on" for charging to begin. Once these units begin charging, they may be turned "off". Verify unit battery switch is in NiMH position.

The LCD on the product goes dark during charging.

This is normal, discoloration of the LCD may occur during charging. This does not affect the performance of the product, and the LCD will return to normal after charging is complete.

The product operates for a short amount of time after charging before it needs to be charged again (less than 5 hours).

Verify the batteries are less than 2 years old and have not exceeded 500 charge cycles. Replace the batteries if necessary. Verify the units receive proper amount of charging time between each use. A complete charge takes 14 hours. Listen recommends charging products overnight for best performance.

Warranty & Contacting Listen

Warranty

Listen Technologies Corporation (Listen) warrants its transmitters and receivers (LT-82, LT-700, LT-800, LR-100, LR-42, LR-44, LR-300, LR-400, LR-500, LR-600) to be free from defects in workmanship and material under normal use and conditions for the useful lifetime of the product from date of purchase.

Listen warrants its Stationary IR Radiators (LA-140) to be free from defects in workmanship and material under normal use and conditions for three years from the date of purchase.

Listen warrants its Noise Canceling Microphone (LA-270) to be free from defects in workmanship and material under normal use and conditions for one year from date of purchase.

Listen warrants its Charging/Carrying Cases (LA-306, LA-311, LA-313, LA-317, LA-318, LA-319, LA-320, LA-321, LA-322, LA-323, LA-324, LA-325) to be free from defects in workmanship and material under normal use and conditions for one year from date of purchase.

All other products and accessories are warranted for 90 days from date of purchase.

This warranty is only available to the original end purchaser of the product and cannot be transferred. Warranty is only valid if warranty card has been returned within 90 days of purchase. This warranty is void if damage occurred because of misuse or if the product has been repaired or modified by anyone other than a factory authorized service technician. Warranty does not cover normal wear and tear on the product or any other physical damage unless the damage was the result of a manufacturing defect. Listen is not liable for consequential damages due to any failure of equipment to perform as intended. Listen shall bear no responsibility or obligation with respect to the manner of use of any equipment sold by it. Listen specifically disclaims and negates any warranty of merchantability or fitness of use of such equipment including, without limitation, any warranty that the use of such equipment for any purpose will comply with applicable laws and regulations. The terms of the warranty are governed by the laws of the state of Utah.

In the first ninety days after purchase, any defective product will be replaced with a new unit. After 90 days, Listen will, at its own discretion either repair or replace transmitters and receivers with a new unit or a unit of similar type and condition. Product that is not covered under warranty shall be repaired or replaced with a unit of similar type and condition based on a flat fee. Contact Listen for details.

This limited warranty, prices and the specifications of products are subject to change without notice.

Contacting Listen

If technical service is needed, please contact Listen. Pre-authorization is required before returning Listen products. If products were damaged in shipment, please contact the carrier, then contact Listen for replacement or repair requirements payable by the carrier.

Listen's corporate headquarters are located in Bluffdale, Utah U.S.A. and are open Monday through Friday, 8am to 5pm Mountain Time.

14912 Heritagecrest Way
Bluffdale, Utah 84065-4818
+1.801.233.8992
+1.800.330.0891 North America
+1.801.233.8995 fax

support@listentech.com
www.listentech.com

Listen Technologies GmbH
Jasminstr.16, 90522 Oberasbach, Germany
+49 911 955 159 0 Europe
+49 911 955 159 40 Fax
support@listentech.de
www.listentech.de

Optional Accessories

Case Accessories



LA-306
Listen Soft Case

This sturdy nylon case can be used to store and transport 1 to 3 portable products and accessories. Dimensions: 8.00 x 3.00 x 7.00 in. (7.6 x 17.7 x 20.2 cm) H x W x D.



LA-319
Protective Pouch

The protective pouch is great for outside or dusty environments. Belt clip and connectors accessible through windows and openings.

Power/Charging Options



LA-362
Listen NiMH
Rechargeable AA
Batteries

Longer life than NiCAD without the "memory effect." Required for use in charging cases. Package of two AA batteries



LA-202
Power/Charging
Supply

Use to power individual portable units without batteries, or to charge units with NiMH batteries. 115VAC/7.5VDC

Notes

Notes

Notes



Listen Technologies Corporation
14912 Heritagecrest Way
Bluffdale, Utah 84065-4818, U.S.A.
+1.801.233.8992
+1.800.330.0891 North America
+1.801.233.8995 fax

www.listentech.com