


The **V-R44P** is a rack mountable unit that offers four 4" high-resolution active matrix LCD panels. Each of the four 480 × 234 pixel screens has it's own set of controls for color, tint, contrast, and brightness. Each panel has it's own input with loophrough capability, a self-powered 3 color tally system and auto-recognition of NTSC or PAL video formats. This unit is only 2 rack spaces high, and can be tilted up to 90 degrees while rack mounted, making it the smallest video monitoring system of its kind. Like all of the V-R Series, this unit is constructed of steel and aluminum, and comes complete with power supply and owners manual.



The operation of the V-R44P is fairly straightforward, however, please take note of the following:

1. The V-R44P has been designed to fit in a 2U space on your rack. **It is important to use 4 screws to hold the ears to the rack. Be certain that the ears are aligned vertically, this is important to the tilt function (see back page).**
2. Each LCD Panel comes with a protective plastic film that must be removed by carefully lifting the film from the corner and peeling it off. Be certain not to apply any pressure on the LCD panels, they are fragile and can break. Scratched, cracked or broken LCD screens are not covered by our warranty.
3. The V-R44P uses **12VDC, 5.0amp** regulated power. Be certain that these specifications are met when using a power supply other than the one supplied to you by Marshall Electronics. The center pin on the coaxial power connector for the V-R44P is the POSITIVE terminal and the outside ring is NEGATIVE. Any battery operation of the V-R44P must have this polarity configuration.
4. The Video inputs on the rear of the panel are 75 Ohm self-terminated. The loop through feature uses active components and is always active as long as power is supplied to the unit.
5. Each screen has the capability to automatically detect NTSC or PAL signals. Each screen is independently controlled allowing the user to view a PAL signal on one screen and an NTSC signal on the other.
6. The tally system on the V-R44P is accessed via the DB-15 connector on the back of the unit. The system works by closing the contacts between a ground pin and the corresponding LED pin. The system is self powered, **DO NOT GIVE POWER TO THE PINS.** The pinout is as follows:

	Green	Red	Yellow
Monitor 1	Pin 1	Pin 2	Pin 3
Monitor 2	Pin 6	Pin 7	Pin 8
Monitor 3	Pin 11	Pin 12	Pin 13
Monitor 4	Pin 5	Pin 10	Pin 15

**PINS 4, 9 and 14 ARE COMMON GROUNDS**



Rear View




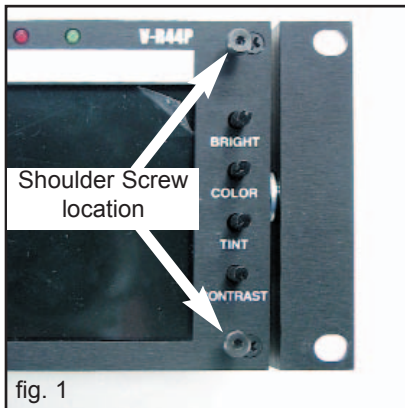
Side View

Display	Viewing Area	Dot Pitch	Picture Elements	Inputs	Brightness	Dimensions	Power Consumption
4" LCD Active Matrix	3.23" × 2.43" each panel	0.171mm x 0.264mm	480H x 234V	NTSC/PAL auto recognition	300 cd/m <sup>2</sup>	19.125W x 3.43H x 2.0D	12 VDC 3.0 Amps

# Marshall

7. Before the tilt function can work properly, it is important that the unit be mounted correctly in the rack using four screws and the ears properly aligned vertically.

The tilt function on the V-R44P is operated using the two shoulder screws located on each side of the unit as shown in fig. 1. By placing your index finger and thumb on each side as shown in fig. 2, the V-R44P can be tilted up or down. To tilt the unit up, place your thumb under the bottom screw and push on the top screw with your index finger. To tilt the unit down, place your index finger on top of the top screw and push the bottom screw with your thumb. **DO NOT PUSH ON THE GLASS PORTION OF THE SCREEN TO TILT THE UNIT.**



## Warranty

Marshall Electronics warrants to the first consumer, that this **V-R44P** rackmount monitor will, under normal use, be free from defects in workmanship and materials, when received in its original container, for a period of one year from the purchase date.

This warranty is extended to the first consumer only and proof of purchase is necessary to honor the warranty. If there is no proof of purchase provided with a warranty claim, Marshall Electronics reserves the right, not to honor the warranty set forth above. Therefore, labor and parts may be charged to you.

This warranty does not apply to product exterior and cosmetics. Misuse, abnormal service or handling, improper alterations or modifications in design or construction, voids this warranty.

No sales personnel of the seller, nor any other person is authorized to make any warranties other than those described above, or to extend the duration of any warranties on behalf of Marshall Electronics, beyond the time period described above.

Due to constant effort to improve products and product features, specifications may change without notice.