



# ASSEMBLY INSTRUCTION

## NC3FXX-HA | Crimp XLR Cable Connector

**A** Slide the boot onto the cable.

**B** Prepare cable as shown (twist the screen).

**C** Position a contact in the die and hold the contact by pressing the tool slightly together - **DO NOT CRIMP!**

**D** Position the wire in the contact & crimp it.

**E** Push the crimped contacts into the insert until you notice a snap.

**F** Put the chuck onto the cable and align it with insert.

**G** Slide the insert and the chuck into the housing.

**H** Finish the installation by screwing the bushing onto the connector.

**Repeat steps C, D, E for the remaining two contacts.**

**Attention:**  
Align lug to the top!  
Pay attention to correct wiring!

PIN 1 ... Screen  
PIN 2 ... Hot, +  
PIN 3 ... Cold, -

**Standard crimp according IEC 60352-2 (B crimp). Wire size AWG 22 - 24, 0.22 - 0.34 mm<sup>2</sup>.**

**EXTRACTION OF CONTACT**

1. Turn the contact 90°
2. Pull the contact out of the insert
3. Insert new Contact



# ASSEMBLY INSTRUCTION

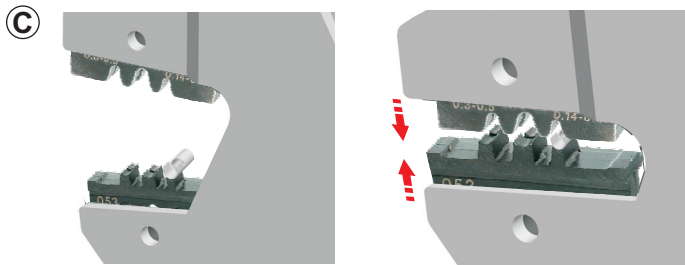
## NC3MXX-HA | Crimp XLR Cable Connector



**A** Slide the boot onto the cable.



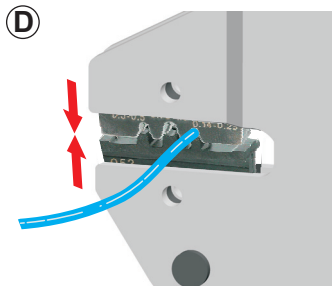
**B** Prepare cable as shown (twist the screen).



**C** Position a contact in the die and hold the contact by pressing the tool slightly together - DO NOT CRIMP!

**D** Position the wire in the contact & crimp it.


Repeat steps C, D, E for the remaining two contacts.



**E** Push the crimped contacts into the insert until you notice a snap.

Attention:  
Align lug to the top!  
Pay attention to correct wiring!

PIN 1 ... Screen  
PIN 2 ... Hot, +  
PIN 3 ... Cold, -




**F** Put the chuck onto the cable and align it with insert.

Attention: Pay attention to the guiding key.

**G** Slide the insert and the chuck into the housing.

**H** Finish the installation by screwing the bushing onto the connector.

Standard crimp according IEC 60352-2 (B crimp). Wire size AWG 22 - 24, 0.22 - 0.34 mm<sup>2</sup>.



NEUTRIK AG LI T: +423 / 237 24 24 F: +423 / 232 53 93  
NEUTRIK Zürich AG CH T: +41 44 / 736 5010 F: +41 44 / 736 5011  
NEUTRIK USA Inc. USA T: +1 732 / 901 9488 F: +1 732 / 901 9608  
NEUTRIK (UK) Ltd. UK T: +44 1983 / 811 441 F: +44 1983 / 811 439

NEUTRIK Vertriebs GmbH DE/NL/AT T: +49 8131 / 280 890 F: +49 8131 / 280 830  
NEUTRIK France FR T: +33 1 / 4131 6750 F: +33 1 / 4131 0511  
NEUTRIK Tokyo Ltd. JP T: +81 3 / 3663 4733 F: +81 3 / 3663 4796  
NEUTRIK Hong Kong Ltd. HK T: +852 / 2687 6055 F: +852 / 2687 6052

Draft. Nr.: BDA 183-0 / 3102M1531 | Update: 30.06.2008 | Data subject to change without prior notice. ©2008 NEUTRIK®. ALL RIGHTS RESERVED.