



HDMI Extender User Manual

IMPORTANT SAFETY INSTRUCTIONS

1. Do not unplug the device ,when it is in using,keep distance from inflammable and explosive devices.
2. Power Supply :DC 5V ,Use only the supplied power supply unit ,Do not use the power supply if it is damaged.

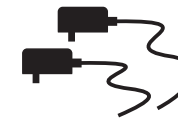
I. Package Contents



1. HDMI Extender Sender



2. HDMI Extender Receiver



3. DC 5V/1A Power Adapter x 2pc



4. User Manual

II. Features

1. Extends HDMI up to 100 meters for 1080p over one CAT5.
2. Follow the standard of IEEE-568B
3. Supports resolutions up to 1080p Full HD
4. Supports Ethernet bandwidth: 100M
5. HDCP compliant
6. Extends by Router connection or LAN connection ,Cable length requirements are as follows
 - CAT5 Maximum 80 meters between two Devices
 - CAT5e Maximum 100 meters between two Devices
 - CAT6 Maximum 120 meters between two Devices

III. Installation Guide




1. Cat5e/6 cable Follow the standard of IEEE-568B

2. General Connection
Transmission distance can be up to 100 meters for 1080p over one CAT5

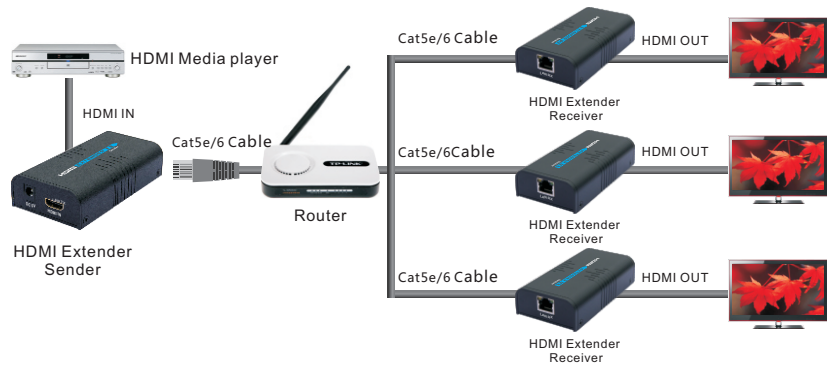


Disclaimer


The product name and brand name may be registered trademark of related manufacturers.TM and ® may be omitted on the user manual. Design and specifications of this unit are subject to change without prior notice. Pictures are for reference only. Products may differ slightly from images shown.



3. Router Connection



4. LAN Connection



IV. FAQ

Q: Yellow light of Lan port is flashing but slowly!

- A: 1): Check whether HDMI Extender TX and HDMI Extender RX is reversed.
 2): Check whether HDMI source device output HDMI signal correctly.
 3): Change the HDMI cable of TX.

Q: Yellow light of Lan port is flashing quickly but no display?

- A: 1): If HDMI source is graphics card, please set the resolution to be supported by display device.
 2): Check whether HDMI cable of RX is well connected.
 3): Change the HDMI cable of RX.

Q: Yellow Led light of Lan port is not light?

- A: 1): Check connection of network cable.
 2): Network cable is too long.

Q: Abnormal color display or flashing after all the devices are well connected.

- 1): Pls press reset button of HDMI extender.
 2): Follow the standard of IEEE-568B.

V. Technical Specifications

Power Supply	2pc X DC 5V/1A
Supports resolutions	480i@60Hz,480p@60Hz,576i@50Hz, 576p@50Hz,720p@50/60Hz,1080i@50/60Hz, 1080p@50/60Hz
Working Temperature	-10°C ~60 °C
Link Connector (Sender/Receiver)	UTP/STP CAT5e/6
Power Consumption	3W (max) each
Relative Humidity	20%~90%
Dimensions	110 x 58 x 26 mm
Weight	239 g