



# Video Splitter

.....

USER MANUAL

**VS-82 / VS-84 / VS-88**

## FCC INFORMATION

This equipment has been tested and found to comply with the limits for a Class B digital device, pursuant to Part 15 of the FCC Rules. These limits are designed to provide reasonable protection against harmful interference in a residential installation. This equipment generates, uses and can radiate radio frequency energy, and if not installed and used in accordance with the instruction manual, may cause interference to radio communications. However, there is no guarantee that interference will not occur in a particular installation. If this equipment does cause harmful interference to radio or television reception, which can be determined by turning the equipment off and on, the user is encouraged to try to correct the interference by one or more of the following measures:

- ◆ Reorient or relocate the receiving antenna;
- ◆ Increase the separation between the equipment and receiver;
- ◆ Connect the equipment into an outlet on a circuit different from that which the receiver is connected;
- ◆ Consult the dealer or an experienced radio/television technician for help.

## RoHS

This product is RoHS compliant.

## SJ/T 11364-2006

The following contains information that relates to China.

部件名称	有毒有害物质或元素					
	铅	汞	镉	六价铬	多溴联苯	多溴二苯醚
电器部件	●	○	○	○	○	○
机构部件	○	○	○	○	○	○

○: 表示该有毒有害物质在该部件所有均质材料中的含量均在SJ/T 11363-2006规定的限量要求之下。

●: 表示符合欧盟的豁免条款, 但该有毒有害物质至少在该部件的某一均质材料中的含量超出SJ/T 11363-2006的限量要求。

×: 表示该有毒有害物质至少在该部件的某一均质材料中的含量超出SJ/T 11363-2006的限量要求。



# VS-82 / VS-84 / VS-88 USER MANUAL

## ONLINE REGISTRATION

International	<a href="http://support.aten.com">http://support.aten.com</a>
North America	<a href="http://www.aten-usa.com/product_registration">http://www.aten-usa.com/product_registration</a>

## TELEPHONE SUPPORT

International	886-2-8692-6959
China	86-10-5255-0110
Japan	81-3-5323-7178
Korea	82-2-467-6789
North America	1-888-999-ATEN ext 4988
United Kingdom	44-8448-158923

## TECHNICAL SUPPORT

- ◆ For international online technical support – including troubleshooting, documentation, and software updates:  
**<http://support.aten.com>**
- ◆ For North American technical support:

Email Support		<a href="mailto:support@aten-usa.com">support@aten-usa.com</a>
Online Technical Support	Troubleshooting Documentation Software Updates	<a href="http://www.aten-usa.com/support">http://www.aten-usa.com/support</a>
Telephone Support		1-888-999-ATEN ext 4998

## PACKAGE CONTENTS

The VS-82 / VS-84 / VS-88 Video Splitter package contains the following items:

- ◆ 1 VS-82 / VS-84 / VS-88 Video Splitter
- ◆ 1 DC 9V Power Adapter
- ◆ 1 1.8 VGA Cable (Optional)
- ◆ 1 User Manual\*

Check to make sure that all the components are present and that nothing got damaged in shipping. If you encounter a problem, contact your dealer.

Read this manual thoroughly and follow the installation and operation procedures carefully to prevent any damage to the unit, and/or any of the devices connected to it.

---

\* Features may have been added to the VS-82 / VS-84 / VS-88 since this manual was printed. Please visit our website to download the most up to date version of the manual.

---

Copyright © 2007 ATEN® International Co., Ltd.  
Manual Part No. PAPE-1246-201G  
Printing Date: 09/2010

ATEN and the ATEN logo are trademarks of ATEN International Co., Ltd. All rights reserved. All other trademarks are the property of their respective owners.

## OVERVIEW

These video splitters are boosting devices that duplicate the video signal from any analog monitor source to two (VS-82); four (VS-84); or eight (VS-88) outputs. They provide fast and flexible solutions for situations such as:

1. Broadcasting video information (news headlines, stock prices, airline and train schedules, etc.), to the public
2. Monitoring harsh work environments from safe locations
3. Classroom or company training facilities

The VS-82, VS-84, and VS-88 go beyond being merely duplicators in that they also enhance video signals over long distance broadcasting of up to 65 m (213').

In addition, units can be cascaded to handle as many monitors as the installation requires, making them excellent solutions for public broadcast systems.

To achieve multiple high quality VGA, SVGA, or Multisync video signals over long distances, these video splitters are your best choice.

## FEATURES

- ◆ Enhances video signal for distances up to 65 m (213')
- ◆ Supports DDC, DDC2, DDC2B (port 1 only)
- ◆ Cascadable to 3 levels
- ◆ Small form factor
- ◆ Ideal for public broadcasting, remote monitoring, and classroom and training facilities

---

**Note:** 1. These products are designed for VGA, SVGA, and Multisync monitors. They are not suitable for CGA, EGA, or MONO type monitors that use digital video signals.

2. For the best video quality, we recommend using UL2919 rated VGA cables.

---

## REQUIREMENTS

### COMPUTERS

The following equipment must be installed on each computer that is to be connected to the system:

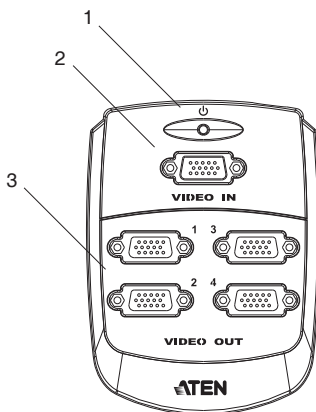
- ◆ VGA card

### CABLES

- ◆ High density HDB-15 male/female VGA cables

# COMPONENTS

## TOP VIEW

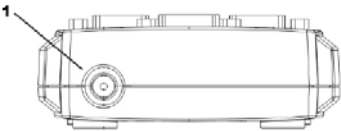


No.	Component	Description
1	Power Switch	This powers the unit on and off.
2	Video In Port	<ul style="list-style-type: none"><li>◆ If this is a First Stage unit, the cable from the PC video port plugs in here</li><li>◆ If this is a cascaded unit, the cable from the Video Out port of the higher stage unit plugs in here</li></ul>
3	Video Out Ports	The cables to the monitors can plug into any available port.

**Note:** 1. If you connect a DDC type monitor to Video Out Port 1, all other monitors must be able to support the highest resolution that the DDC monitor can provide.

2. The diagrams in this manual are for a VS-84. The VS-82 and VS-88 have two and eight ports respectively, instead of the four Video Out ports shown.

**REAR VIEW**



No.	Component	Description
1	Power Jack	The cable from the Power Adapter plugs in here.



## INSTALLATION



Make sure that all devices you will be connecting up are properly grounded.

### SINGLE STAGE INSTALLATION

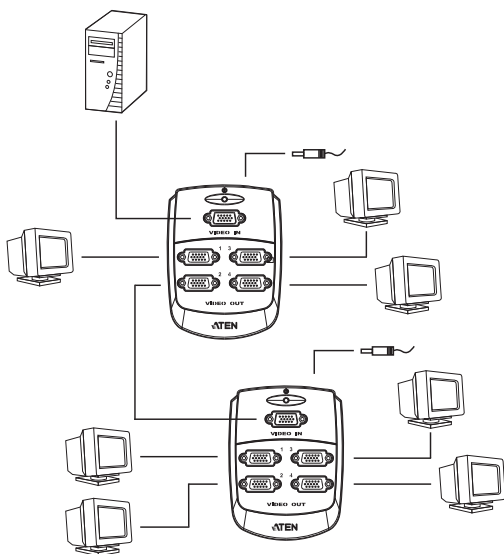
In a Single Stage installation no additional Video Splitters are cascaded down from the first unit. To set up a single stage installation, do the following:

1. Use a high density HDB-15 male/female VGA cable (Part No. 2L-2401) to connect the computer's video port to the **Video In** port of the Video Splitter.
2. Use high density HDB-15 male/female VGA cables (Part No. 2L-2401) to connect the **Video Out** ports of the Video Splitter to the monitors.
3. Plug the power adapter into an AC source; plug the power adapter cable into the video splitter.
4. Power up the Video Splitter; power up the monitors; power up the computer.

## CASCADING

To provide video display for more monitors, additional Video Splitters can be cascaded. Use a high density HDB-15 male/female VGA cable (Part No. 2L-2401), to connect any available **Video Out** port on the higher level Video Splitter to the **Video In** port of the lower level Video Splitter.

You can cascade as many Video Splitters as there are ports available, and all three models can be mixed on the same cascade. Theoretically, there is no limit to the number of splitters that can be cascaded, but the quality will deteriorate as you cascade further and further away from the video signal.



# SPECIFICATIONS

Function		VS-82	VS-84	VS-88
Display Connections		2	4	8
Connectors	Video In	1 x HDB-15 Male (Blue)		
	Video Out	2 x HDB-15 Female (Blue)	4 x HDB-15 Female (Blue)	8 x HDB-15 Female (Blue)
	Power	1 x DC Jack		
LEDs	Power	1 (Orange)		
Video Bandwidth		250 MHz		200 MHz
Video		1920 x 1440 @ 75Hz		1600 x 1200 @ 60 Hz
Signal Range		Up to 65m (210')		
Power Consumption		DC9V, 1.35W (Max.)	DV9V, 2.25W (Max.)	DC9V, 2.5W (Max.)
Environment	Operating Temp.	0-50°C		
	Storage Temp.	-20-60°C		
	Humidity	0-80% RH, Non-condensing		
Physical Properties	Housing	Plastic		
	Weight	0.14kg	0.15kg	0.22kg
	Dimensions (L x W x H)	11.45 x 8.75 x 3.33 cm		15.59 x 9.79 x 3.33 cm

## **LIMITED WARRANTY**

IN NO EVENT SHALL THE DIRECT VENDOR'S LIABILITY EXCEED THE PRICE PAID FOR THE PRODUCT FROM THE DIRECT, INDIRECT, SPECIAL, INCIDENTAL OR CONSEQUENTIAL DAMAGES RESULTING FROM THE USE OF THE PRODUCT, DISK OR ITS DOCUMENTATION.

The direct vendor makes no warranty or representation, expressed, implied, or statutory with respect to the contents or use of this documentation, and specially disclaims its quality, performance, merchantability, or fitness for any particular purpose.

The direct vendor also reserves the right to revise or update the device or documentation without obligation to notify any individual or entity of such revisions, or update. For further inquiries please contact your direct vendor.