



AV Connectivity, Distribution And Beyond...

**VIDEO WALLS VIDEO PROCESSORS  
VIDEO MATRIX SWITCHES  
EXTENDERS SPLITTERS WIRELESS  
CABLES & ACCESSORIES**

## **4 Port HDMI Splitter 3D/1080p/ULTRA HD 4K2K**



**Model #: SPLIT-HD42K-4**

© 2013 Avenview Inc. All rights reserved.

The contents of this document are provided in connection with Avenview Inc. ("Avenview") products. Avenview makes no representations or warranties with respect to the accuracy or completeness of the contents of this publication and reserves the right to make changes to specifications and product descriptions at any time without notice. No license, whether express, implied, or otherwise, to any intellectual property rights is granted by this publication. Except as set forth in Avenview Standard Terms and Conditions of Sale, Avenview assumes no liability whatsoever, and claims any express or implied warranty, relating to its products are strictly prohibited.

## Product Application & Market Sectors



Corporate



House Of Worship



Military



Residential



Education



Industrial



Medical



Aviation



## TABLE OF CONTENTS

1.	GETTING STARTED .....	1
1.1	IMPORTANT SAFEGUARDS.....	1
1.2	SAFETY INSTRUCTIONS .....	1
1.3	REGULATORY NOTICES FEDERAL COMMUNICATIONS COMMISSION (FCC) .....	2
2.	INTRODUCTION .....	3
2.1	PACKAGE CONTENTS .....	4
2.2	BEFORE INSTALLATION.....	4
2.2	CABLE SPECIFICATION .....	5
2.3	APPLICATION DIAGRAM.....	6
2.4	PANEL DESCRIPTION.....	7
2.4.1	INPUT PANEL (SPLIT-HD42K-4) BACK PANEL .....	7
2.4.2	INPUT PANEL (SPLIT-HD42K-4) FRONT PANEL .....	7
3.	INSTALLATION (SPLIT-HD42K-4).....	8
4.	GENERAL TROUBLESHOOTING.....	8
5.	SPECIFICATIONS.....	9



## SECTION I: GETTING STARTED

### 1.1 IMPORTANT SAFEGUARDS

Please read all of these instructions carefully before you use the device. Save this manual for future reference.

#### What the warranty does not cover

- Any product, on which the serial number has been defaced, modified or removed.
- Damage, deterioration or malfunction resulting from:
- Accident, misuse, neglect, fire, water, lightning, or other acts of nature, unauthorized product modification, or failure to follow instructions supplied with the product.
- Repair or attempted repair by anyone not authorized by us.
- Any damage of the product due to shipment.
- Removal or installation of the product.
- External causes to the product, such as electric power fluctuation or failure.
- Use of supplies or parts not meeting our specifications.
- Normal wear and tear.
- Any other causes which does not relate to a product defect.
- Removal, installation, and set-up service charges.

### 1.2 SAFETY INSTRUCTIONS

The SPLIT-HD42K-4 4Port HDMI Splitter has been tested for conformance to safety regulations and requirements, and has been certified for international use. However, like all electronic equipments, the SPLIT-HD42K-4 should be used with care. Read the following safety instructions to protect yourself from possible injury and to minimize the risk of damage to the unit.




- ⚠ Do not dismantle the housing or modify the module.
- ⚠ Dismantling the housing or modifying the module may result in electrical shock or burn.
- ⚠ Refer all servicing to qualified service personnel.
- ⚠ Do not attempt to service this product yourself as opening or removing housing may expose you to dangerous voltage or other hazards
- ⚠ Keep the module away from liquids.
- ⚠ Spillage into the housing may result in fire, electrical shock, or equipment damage. If an object or liquid falls or spills on to the housing, unplug the module immediately.
- ⚠ Have the module checked by a qualified service engineer before using it again.
- ⚠ Do not use liquid or aerosol cleaners to clean this unit. Always unplug the power to the device before cleaning.



## 1.3 REGULATORY NOTICES FEDERAL COMMUNICATIONS COMMISSION (FCC)

This equipment has been tested and found to comply with Part 15 of the FCC rules. These limits are designed to provide reasonable protection against harmful interference in a residential installation.

Any changes or modifications made to this equipment may void the user's authority to operate this equipment.

Warning symbols	Description
	<p>ONLY USE THE PROVIDED POWER CABLE OR POWER ADAPTER SUPPLIED. DO NOT TAMPER WITH THE ELECTRICAL PARTS. THIS MAY RESULT IN ELECTRICAL SHOCK OR BURN.</p>
	<p>DO NOT TAMPER WITH THE UNIT. DOING SO WILL VOID THE WARRANTY AND CONTINUED USE OF THE PRODUCT.</p>
	<p>THE VIDEO BOARDS ARE VERY SENSITIVE TO STATIC. PLEASE ENSURE IF RACK MOUNTED OR INSTALLED ON A SURFACE, IT SHOULD BE IN A GROUNDED ENVIROMENT.</p>

	<p><b>⚠ WARNING</b></p> <p>Read &amp; understand user guide before using this device.</p> <p>Failure to follow the proper installation instructions could result in damage to the product and preventing expected results.</p>
---	--

## 2. INTRODUCTION

The Avenview SPLIT-HD42K-4 4 port HDMI Splitter has been designed to duplicate the source INPUT and display the video and audio signal to four Ultra HD, 4K2K or 1080p Full HD Monitors simultaneously via HDMI cable.

Video Signals: 4K2K@24 (Ultra HD), 3D, Deep Color, and Full HD 1080p 24-bit color depth.

Audio Signals: LPCM7.1/Dolby-AC3/DSD, Dolby TrueHD, DTS-HD Master Audio 5,




The SPLIT-HD42K-4 includes one unit: 4 Port SPLITTER with one(1) HDMI Input that can be up to 10m (33ft) away and four(4) output ports which allows the user to extend over HDMI cable video and audio up to 15m (50ft). Also has the ability to cascade  $1 \times 4 + 4(1 \times 4) = 16$ .

- INPUT: HDMI with 3D & 4Kx2K, 1080p, HDCP and DVI compliant
- HDMI RESOLUTIONS: 480i @ 60Hz, 480p @ 60Hz, 576i @ 50Hz, 576p @ 50Hz, 720p @ 50/60Hz/3D, 1080i @ 50/60Hz, 1080p @ 24Hz / 50/60Hz/3D, ULTRA HD (3840x2160)@24Hz 4K × 2K @ 24Hz
- PC RESOLUTIONS: 640x480 @ 60Hz, 800x600 @ 60Hz, 1024x768 @ 60Hz, 1280x720 @ 60Hz, 1280x768 @ 60Hz, 1280x960 @ 60Hz, 1280x1024 @ 60Hz, 1360x768 @ 60Hz, 1366x768 @ 60Hz, 1400x1050 @ 60Hz, 1600x900 @ 60Hz, 1680x1050 @ 60Hz, 1920x1080 @ 60Hz (1920x1080@60Hz)
- COLOR BIT: 24/30/36 bit
- LINK TRANSMISSION: Up to 10.2Gbps (340MHz)
- DISTANCE: Up to 15 meters (50ft) w 24AWG High Speed Ethernet HDMI Cable
- SUPPORTS: Cascading multiple units



## 2.1 PACKAGE CONTENTS

Before you start the installation of the converter, please check the package contents.

1	SPLIT-HD42K-4	X 1	
2	POWER ADAPTER 5V1A	X 1	
	USER'S MANUAL	X 1	

## 2.2 BEFORE INSTALLATION

- Put the product in a level and stable location. If the product falls, it may cause damage or malfunction to components within the casing.
- Do not place the product in temperatures under 0°C or over 50°C. High humidity may also cause the unit to malfunction.
- Use the DC power adapter with correct specifications supplied with the unit. If the improper power supply is used, this may result in malfunction of the unit and may cause fire.
- Do not twist or pull by force the ends of the HDMI cable. It can cause malfunction.





We highly recommend achieving best results with our SPLITHD42K you acquire a high quality 26 or 24 AWG HDMI cable with the below specifications to maintain signal integrity and distances.

- Length: 5m (16ft) to 15m (50ft)
- Bandwidth: 10.2 Gbps data transfer rate
- Supports Resolution: Up to 3840x2160 @ 24Hz and 4096x2160 @ 24Hz, 1080p @ 24Hz / 50/60Hz/3D
- Conductor gauge: 26 / 24 AWG
- Deep Color
- 3D Capable
- CEC
- Ethernet Channel
- Audio Return Channel
- Connector 1: HDMI (Type A) Male
- Connector 2: HDMI (Type A) Male



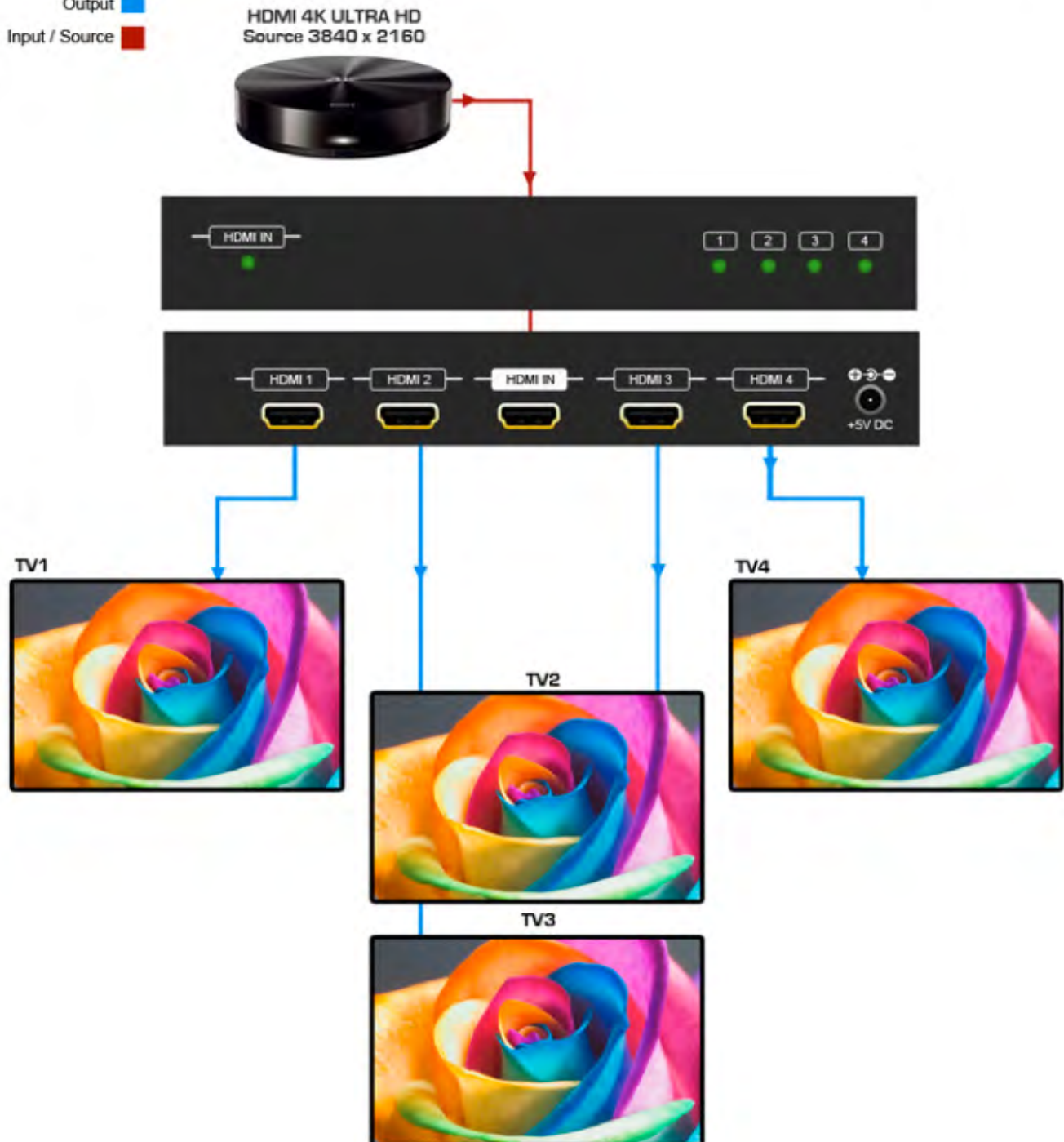
## 2.3 APPLICATION DIAGRAM

# SPLIT-HD4K2K-4

ULTRA HD (3840x2160)4K2k@24 = 15m (50 feet) HDMI  
1080p = 15m (50 feet) HDMI

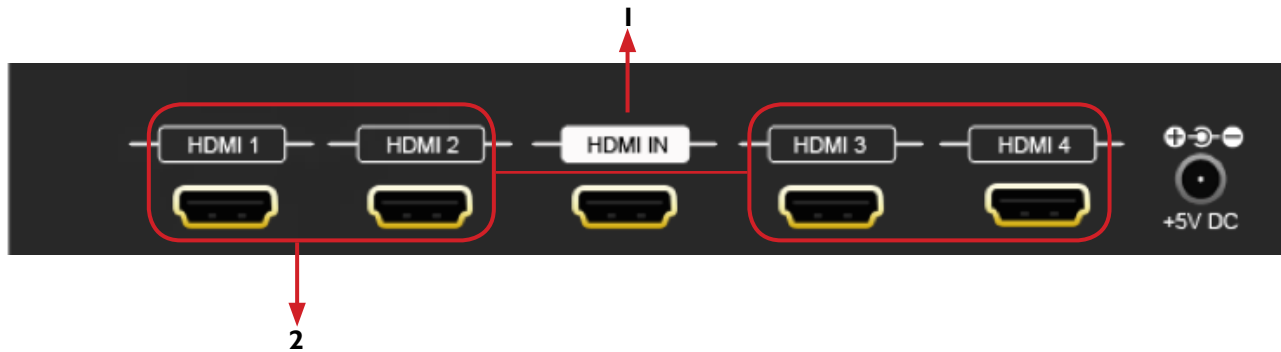
### CABLE INDEX

Output ■  
Input / Source ■



## 2.4 PANEL DESCRIPTION

### 2.4.1 INPUT PANEL (SPLIT-HD42K-4) Back Panel



- |   |
|---|
| 1. HDMI IN: Connect to HDMI Input Source Max- 50ft via HDMI                           |
| 2. HDMI OUT 1-4: Connect to (4) four Ultra HD or 3D/ HD Displays up to 50ft via HDMI. |

### 2.4.2 INPUT PANEL (SPLIT-HD42K-4) Front Panel



- |   |
|---|
| 3. LED: Illuminates when HDMI input is detected                                 |
| 4. LED: Illuminates when HDMI Cable is linked and connected to Display/Monitor. |



### 3. INSTALLATION (SPLIT-HD42K-4)

To setup Avenview SPLIT-HD42K-4 please follow these steps for connecting to a device:

1. TPower off display sources such as DVD player, set-top box, PC etc.
2. Connect HDMI video Source to the video INPUT- ULTRA HD (3840x2160) or 1080p
3. Connect HDMI cable to HDMI Displays
4. Plug in 5V DC power cord to power jack of SPLIT-HD42K-4
5. Power on HDMI Source and ULTRA HD (3840x2160) or 1080p Display
6. When all Input and Outputs are connected and turned on the corresponding LED will light

### 4 GENERAL TROUBLESHOOTING

PROBLEM	POSSIBLE SOLUTION
<b>NO IMAGE</b>	<ul style="list-style-type: none"><li>• Check if connection to the source and the display are correct.</li><li>• Ensure that display device supports 480p, 720p and 1080p 4K@24 resolution</li><li>• Please use the supplied power supply-DC 5V 1A</li><li>• Check LED light on Front Panel see (Section 3 Panel Description)</li><li>• Check LED Sync light see (Section 3 Panel Description)</li></ul>
<b>5M OR LONGER HDMI CABLE NO 4K2K IMAGE</b>	<ul style="list-style-type: none"><li>• Ensure the HDMI Cable is 26 or 24 AWG High quality cable and supports Ultra HD video and audio</li></ul>



## SECTION II: SPECIFICATIONS

### 5. SPECIFICATIONS

Item	Description
<b>UNITS</b>	SPLIT-HD42K-4
<b>UNIT DESCRIPTION</b>	ULTRA HD 4K SPLITTER
<b>HDMI COMPLIANCE</b>	YES
<b>HDCP</b>	Compliant
<b>DATA RATE</b>	10.2Gbps
<b>HDMI SUPPORTED RESOLUTIONS</b>	480i @ 60Hz, 480p @ 60Hz, 576i @ 50Hz, 576p @ 50Hz, 720p @ 50/60Hz/3D, 1080i @ 50/60Hz, 1080p @ 24Hz / 50/60Hz/3D, ULTRA HD (3840x2160)@24Hz 4K × 2K @ 24Hz
<b>PC SUPPORTED RESOLUTIONS</b>	640x480 @ 60Hz, 800x600 @ 60Hz, 1024x768 @ 60Hz, 1280x720 @ 60Hz, 1280x768 @ 60Hz, 1280x960 @ 60Hz, 1280x1024 @ 60Hz, 1360x768 @ 60Hz, 1366x768 @ 60Hz, 1400x1050 @ 60Hz, 1600x900 @ 60Hz, 1680x1050 @ 60Hz, 1920x1080 @ 60Hz (1920x1080@60Hz)
<b>HDMI CABLE</b>	4K2K: (3840X2160@24Hz) ~ 15meter (50feet) FULL HD: (1080p) ~ 15meter (50feet)
<b>AUDIO SUPPORT</b>	LPCM 7.1CH, Dolby TrueHD, Dolby Digital Plus and DTS-HD Master Audio
<b>INPUT TMDS SIGNAL</b>	1.2 Volts (peak-to-peak)
<b>INPUT DDC SIGNAL</b>	5 Volts (peak-to-peak, TTL)
<b>ESD PROTECTION</b>	Human body model — ±8kV (air-gap discharge) & ±4kV (contact discharge)
<b>INPUT</b>	1 x HDMI Type A (19 pin female)
<b>OUTPUT</b>	4 x HDMI Type A (19 pin female)
<b>LED</b>	Front Panel Indicators
<b>DIMENSIONS (L X W X H)</b>	6.1" x 3.1" x 0.7" 156(L)x79(W)x17(H)mm
<b>WEIGHT</b>	0.5lbs 205g
<b>POWER SUPPLY</b>	5V / 1A DC (US/EU standards, CE/FCC/UL certified)
<b>POWER CONSUMPTION</b>	6 Watt (max)
<i>Environmental</i>	
<b>OPERATING TEMPERATURE</b>	32° ~ 104°F (0° to 40°C)
<b>STORAGE TEMPERATURE</b>	-4° ~ 140°F (-20° ~ 60°C)
<b>RELATIVE HUMIDITY</b>	20~90% RH (non-condensing)



## Avenview Warranty Certificate

AVENVIEW CORP. ("Avenview") warrants Avenview-branded product(s) contained in the original packaging against defects in materials and workmanship when used normally in accordance with Avenview's enclosed manual guidelines for a period of THREE (3) YEARS from the date of original retail purchase - Warranty Period. Avenview's published guidelines include but are not limited to information contained in technical specifications, user manuals and service communications.

**LABOR:** During the Warranty Period of THREE (3) YEARS, Avenview will repair or replace the product(s) at no cost using new or used parts equivalent to novel performance and reliability if the product(s) is determined to have abide by Avenview's published guidelines. Cost of Labor applicable to product(s) after Warranty Period. For labor costs, please contact [support@avenview.com](mailto:support@avenview.com).

**PARTS:** During the Warranty Period of of THREE (3) YEARS, Avenview will supply new or rebuilt replacements in exchange for defective parts of the product(s) at no cost if the product(s) is determined to have abide by Avenview's published guidelines. Cost of Parts applicable to product(s) after Warranty Period. For part(s) costs, please contact [support@avenview.com](mailto:support@avenview.com).

To obtain Warranty: (a) proof of purchase in the form of a bill of sale or receipted invoice reflecting that the registered product(s) is within warranty period must be presented to obtain warranty service; (b) product(s) must be registered at time of purchase. Failure to do so will result in applicable parts and labor charges. Returning product(s) must be shipped in Avenview's original packaging or in packaging pertaining equal degree of protection to Avenview's. Both Avenview and purchaser are responsible for freight charges and brokerages when shipping the product(s) to the receiver.

### NOT COVERED BY THIS WARRANTY

This warranty does not apply to any non-Avenview branded product(s); non-registered Avenview product(s). This warranty does not apply: (a) to cosmetic damage, including but not limited to scratches, dents and broken cords; (b) to damage caused by use with another product; (c) to damage caused by accident, abuse, misuse, liquid contact, fire, earthquake or other external cause; (d) to damage caused by operating the Avenview product(s) outside Avenview's manuals or guidelines; (e) to damage caused by service performed by anyone who is not a representative of Avenview or an Avenview authorized personnel; (f) to defects caused by normal wear and tear or otherwise due to the normal aging of the Avenview product(s), or (g) if any serial number has been removed or defaced from the Avenview product(s).

AVENVIEW IS NOT LIABLE FOR DIRECT, SPECIAL, INCIDENTAL OR CONSEQUENTIAL DAMAGES RESULTING FROM ANY BREACH OF WARRANTY OR CONDITION, OR UNDER ANY OTHER LEGAL THEORY, INCLUDING BUT NOT LIMITED TO LOSS OF USE; LOSS OF REVENUE; LOSS OF ACTUAL OR ANTICIPATED PROFITS (INCLUDING LOSS OF PROFITS ON CONTRACTS); LOSS OF THE USE OF MONEY; LOSS OF ANTICIPATED SAVINGS; LOSS OF BUSINESS; LOSS OF OPPORTUNITY; LOSS OF GOODWILL; LOSS OF REPUTATION; LOSS OF, DAMAGE TO, COMPROMISE OR CORRUPTION OF DATA; OR ANY INDIRECT OR CONSEQUENTIAL LOSS OR DAMAGE REPAIR OR REPLACEMENT AS PROVIDED UNDER THIS WARRANTY IS THE EXCLUSIVE REMEDY OF THE CONSUMER.

Some states do not allow the inclusion or limitation of incidental or consequential damages, or allow limitations on duration implements of the Warranty Period; therefore the above limitations or exclusions may not be applicable to you. This warranty gives you specific legal rights, and you may have other rights which vary from state to state.



275 Woodward Avenue, Kenmore, NY 14217  
1.866.508.0269





AV Connectivity, Distribution And Beyond...

## TECHNICAL SUPPORT

### CONTACT US



Phone: 1 (866) 508 0269



Email: [support@avenview.com](mailto:support@avenview.com)



**USA Head Office** Avenview Corp. 275 Woodward Avenue Kenmore, NY 14217

#### **USA Head Office**

Office Avenview  
Corp. 275 Woodward Avenue  
Kenmore, NY 14217  
Phone: +1.716.218.4100 ext223  
Fax: +1.866.387-8764  
Email: [info@avenview.com](mailto:info@avenview.com)

#### **Canada Sales**

Avenview  
151 Esna Park Drive, Unit 11 & 12  
Markham, Ontario, L3R 3B1  
Phone: 1.905.907.0525  
Fax: 1.866.387.8764  
Email: [info@avenview.com](mailto:info@avenview.com)

#### **Avenview Europe**

Avenview Europe  
Demkaweg 11  
3555 HW Utrecht  
Netherlands  
Phone: +31 (0)85 2100- 613  
Email: [info@avenview.eu](mailto:info@avenview.eu)

#### **Avenview Hong Kong**

Unit 8, 6/F, Kwai Cheong Centre,  
50 Kwai Cheong Road,  
Kwai Chung, N.T.  
Hong Kong  
Phone: 852-3575 9585  
Email: [wenxi@avenview.com](mailto:wenxi@avenview.com)

#### **Disclaimer**

While every precaution has been taken in the preparation of this document, Avenview Inc. assumes no liability with respect to the operation or use of Avenview hardware, software or other products and documentation described herein, for any act or omission of Avenview concerning such products or this documentation, for any interruption of service, loss or interruption of business, loss of anticipatory profits, or for punitive, incidental or consequential damages in connection with the furnishing, performance, or use of the Avenview hardware, software, or other products and documentation provided herein.

Avenview Inc. reserves the right to make changes without further notice to a product or system described herein to improve reliability, function or design. With respect to Avenview products which this document relates, Avenview disclaims all express or implied warranties regarding such products, including but not limited to, the implied warranties of merchantability, fitness for a particular purpose, and non-infringement.