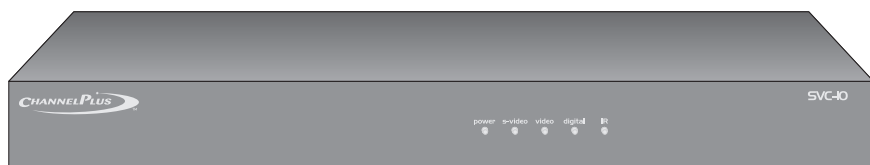




PERFORMANCE MULTI-ROOM VIDEO

Installation Manual & Users Guide



CAT-5 Point to Point Video Distribution System Model SVC-10

This device complies with the FCC's Part 15 Rules for TV interface devices. Any change or modification to this device without the permission of Linear LLC may void the user's authority to operate this equipment.

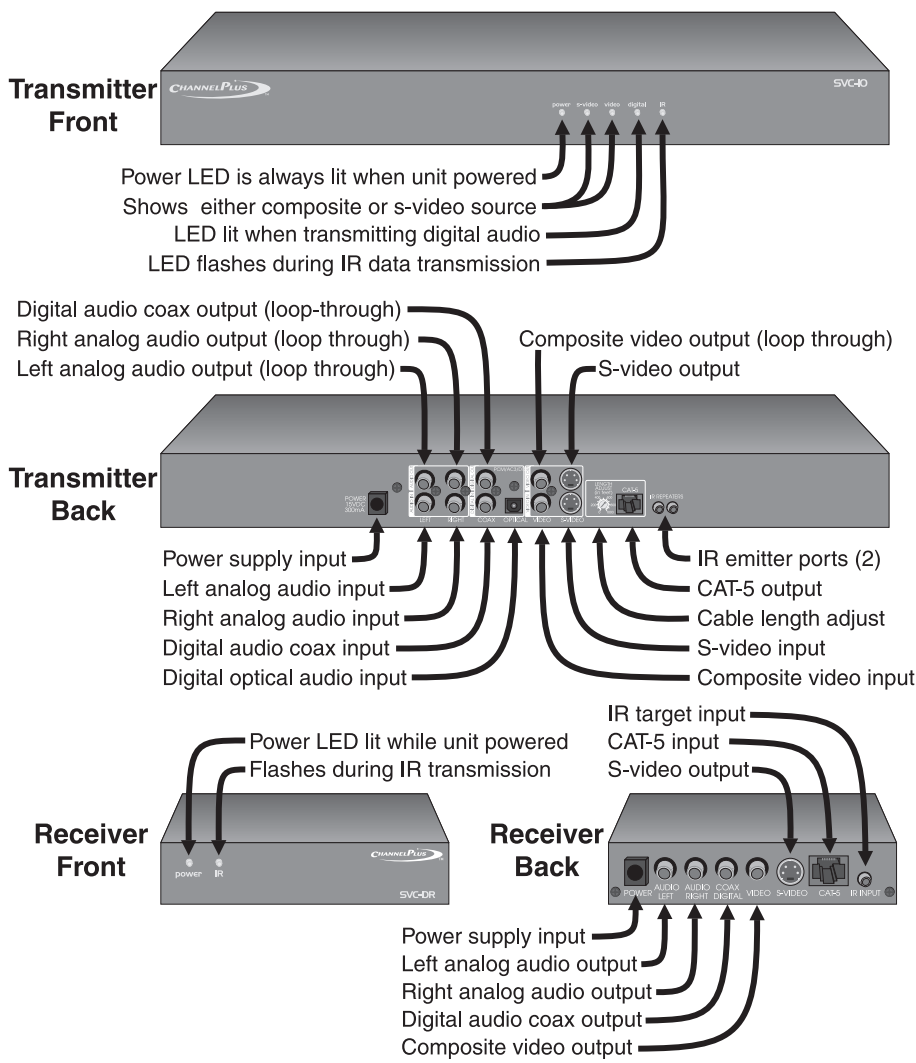
Linear[®]

(760) 438-7000 USA & Canada (800) 996-5225
Toll Free FAX (800) 468-1340
www.channelplus.com

OVERVIEW

The SVC-10 is a complete audio/video/IR over CAT-5 transmission system. Each SVC-10 includes a rack-mountable transmitter and a small receiver unit. The SVC-10 can transmit either composite video or S-video and either Pro-logic encoded analog stereo or Digital audio. The SVC-10 transmitter can be adjusted to compensate for CAT-5 cable losses up to 1000 feet. In addition, an IR target can be used with the receiver to control the remote source.

CONTROLS AND CONNECTIONS



FEATURES

EASY WIRING

The SVC-10 transmitter and receiver communicate over a single run of CAT-5 wire. A back panel control is on the transmitter to allow compensation for any length of wire up to 1000 feet. Wire RJ-45 connections according to TIA T568A standard.

FLEXIBLE VIDEO INPUT

Choose between s-video input or composite video. The SVC-10 has its own connector for each - no need for a converter plug.

UNIVERSAL AUDIO

The SVC-10 accepts either left&right analog audio or digital audio. It can handle either coax or fiber optic (TOSLINK) digital audio. When using the fiber optic cable, the SVC-10 converts this signal and puts it on the coax digital loop out connector. When using analog audio, the SVC-10 will maintain Dolby Pro-logic® encoding if present.

LOOP OUT CONNECTORS

All SVC-10 connectors have built in loop through connectors for a second device such as a local monitor.

ACTIVE TERMINATE FEATURE

The SVC-10 terminates the inputs into a 75 ohm load. When a second cable is connected to the output, the SVC-10 automatically disconnects this termination to allow the second device to provide the termination.

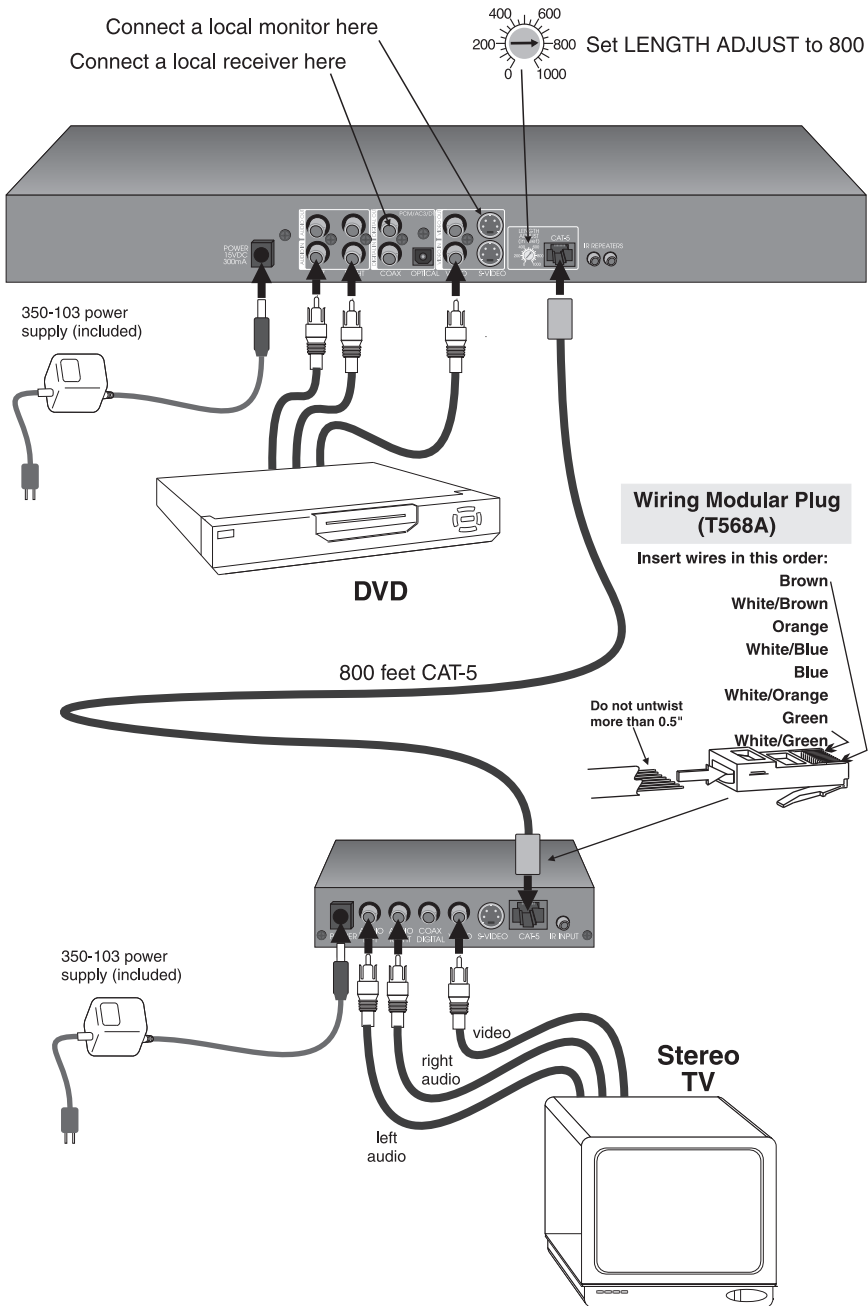
IR CONTROL

Standard 12 volt ChannelPlus IR targets and emitters can be used with the SVC-10 to allow control of the source from the remote location.

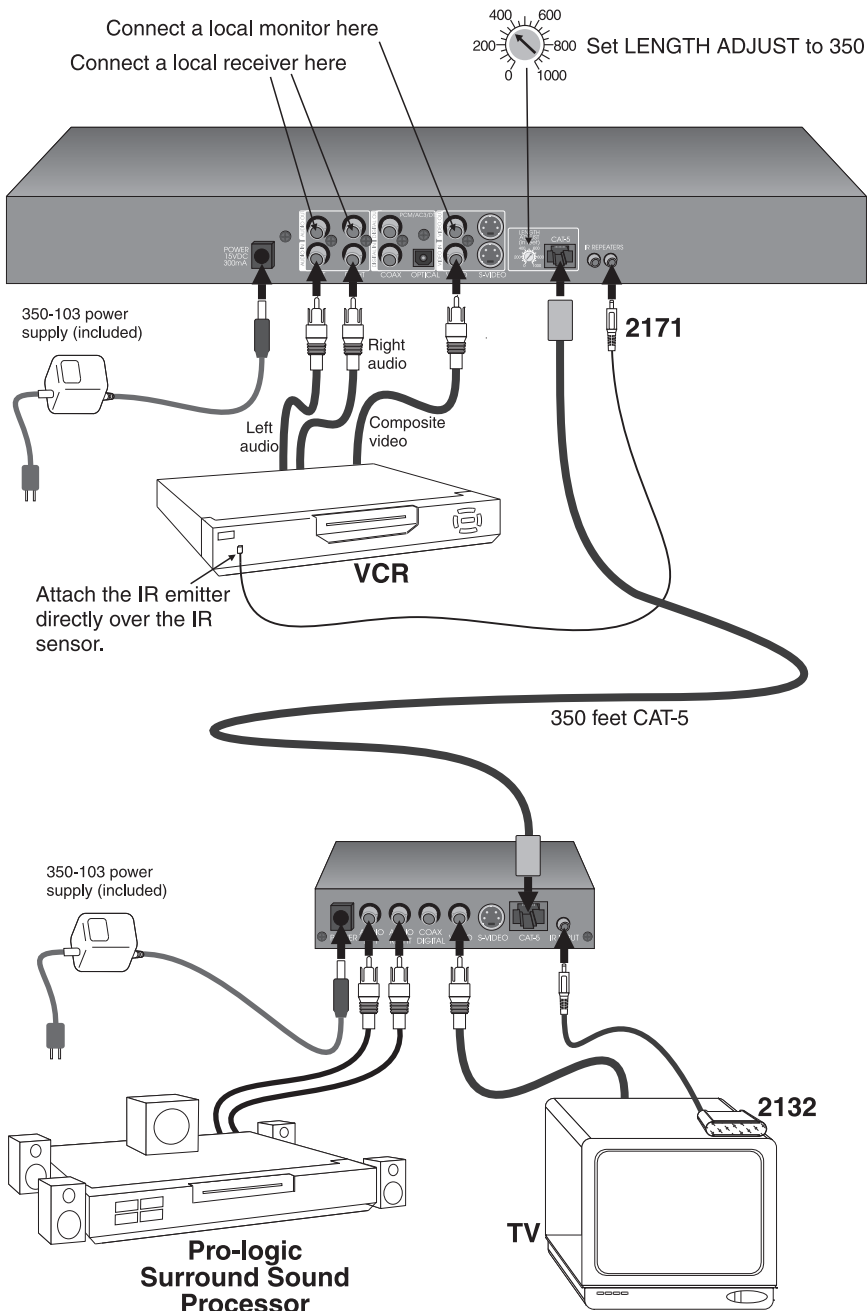
MOUNTING

The SVC-10 can be mounted in standard 19" racks by attaching the included mounting ears. Remove the rubber feet on the bottom of the unit to ensure clearance when inserted into a rack.

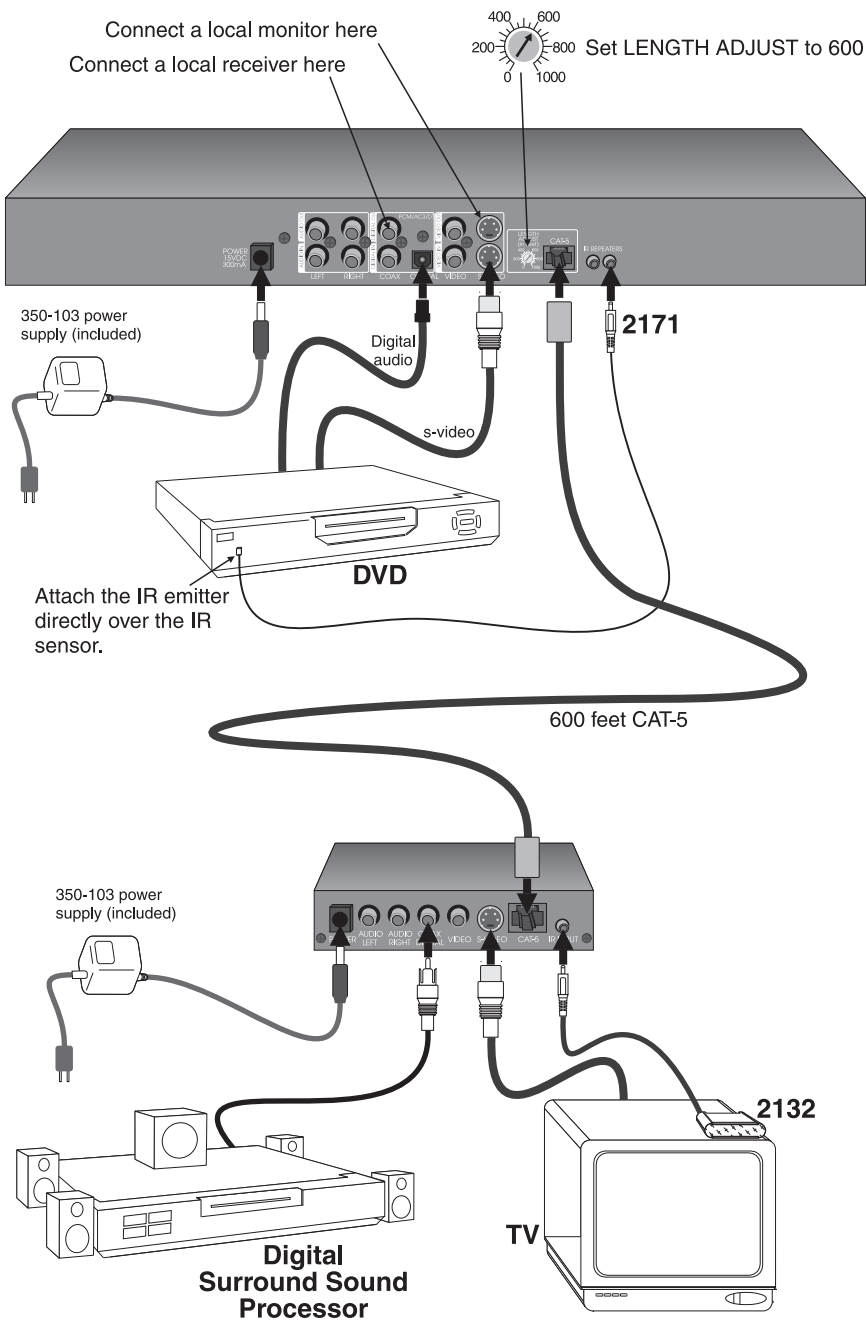
Transmitting video and analog audio from a DVD 800 feet



Sample System Diagram 2:
Transmitting composite video and analog audio
from a VCR 350 feet with IR



Sample System Diagram 3:
Transmitting S-video and DTS from a DVD
600 feet with IR



FREQUENTLY ASKED QUESTIONS

Q: Can I transmit composite video from one source and s-video from another source at the same time?

A: No, the SVC-10 can only handle either composite or s-video - not both.

Q: Can I connect a CD player's left&right analog outputs and the digital coax from a DVD to the SVC-10?

A: Yes, but only one device can be used at a time. If you are transmitting digital audio, make sure your CD player is off. Likewise, if you are using the CD player, make sure the DVD player is off.

Q: What happens if I use both the coax digital and optical connector at the same time?

A: The coax digital always overrides the optical signal. When the coax digital connector is plugged into the unit, the optical signal is ignored, even if there is no signal on the coax cable.

Q: Can the SVC-10 transmit farther than 1000 feet?

A: Yes, but the system only compensates for up to 1000 feet. The SVC-10 is optimized for lengths from 0 to 1000 feet. Operating beyond this is possible but not recommended.

Q: Can I expand the SVC-10 using an expansion panel to connect several receivers to a single transmitter?

A: No, the SVC-10 system is designed to work point-to-point. It is not designed to be expanded at this time.

Q: What digital formats is the SVC-10 compatible with?

A: All commonly available formats such as PCM, Dolby Digital® (AC-3), Dolby Digital Surround EX®, DTS® and DTSES®.

Q: How do I set the length adjustment if I don't know how long my CAT-5 run is?

A: You can adjust the control until the picture looks normal for contrast and brightness.

Specifications: typical @ 25°C ± 5°C

SVC-10 Distribution System

Video	nominal level	1.0 Vp-p
	impedance	75 Ω
	3dB bandwidth (worst case 1000ft)	10MHz
Digital audio	nominal level	0.5 Vp-p
	impedance	75 Ω
	3dB bandwidth (worst case 1000ft)	15MHz
Analog audio	nominal level	1Vrms
	impedance	10KΩ nominal
	3dB bandwidth (worst case 1000ft)	20Hz-20KHz
Power supply	output voltage	15VDC
	input power	105-125VAC
	power consumption (transmitter)	5 watts typical
	power consumption (receiver)	5 watts typical
Physical	transmitter size (h X w X d)	1.75" X 17.0" X 6.5"
	receiver size (h X w X d)	1.0" X 4.6" X 3.2"
	transmitter weight	2 lbs 10 oz
	receiver weight	9.6 oz
Environmental	operating temperature	0°C to 50°C
	storage temperature	-30°C to 70°C
	humidity	5% to 90% (non-condensing)

LIMITED WARRANTY STATEMENT

Linear LLC warrants this product to be free from defects in material and workmanship for 2 years. The time period will be measured using the date code labeled on the product. Linear LLC is not responsible for damage to the product resulting from the buyer's improper handling, stocking or warehousing of the product. Any implied warranty arising from the sale of the product including implied warranties of merchantability and fitness for purpose are limited. Linear LLC shall not be responsible for any losses, damages or expenses, whether direct, consequential, or incidental arising from the use or the inability to use the product. Some states and countries do not allow limitations on how long an implied warranty lasts or the exclusion or limitation or incidental or consequential damages, so the above exclusions may not apply. The Linear LLC warranty gives specific legal rights in addition to other rights, which may exist and vary from state to state and country to country.

The warranty is limited to repair or replacement of products returned, freight prepaid, to Linear LLC, there is NO PROVISION FOR LABOR COST OR OTHER REIMBURSEMENTS OF ANY KIND.

1. Failures due to product abuse, such as negligence, improper use, and electrical surge including damage from lightning, water damage or other damage due to natural disasters are not covered by the warranty. The most common form of product abuse is surge damage caused by lightning.
2. The warranty shall also be voided by any tampering with the date code, labels or other markings on the product.
3. Products that are damaged in transit to Linear LLC due to improper packaging or by the carrier (shipping company) will not be covered under the warranty. If the product was damaged or lost by the carrier, it is the sender's responsibility to create a claim against the carrier.
4. The user is responsible for all labor costs associated with removing, reinstalling and returning the product to Linear LLC.

Linear LLC, at its option, will repair or replace the defective product. Replacements will be made from B-Stock, if an exact replacement is not available, Linear LLC, at its option, will select the nearest equivalent product. The user is responsible for freight charges to Linear LLC. Linear LLC will return warranted repaired or replacements by UPS Ground or an equivalent service. A customer may pay the additional costs for second-day or next-day service.

All products returned for warranty service require a Return Product Authorization Number (RPA#). Contact Linear Technical Services at 1-800-421-1587 for an RPA# and other important details.