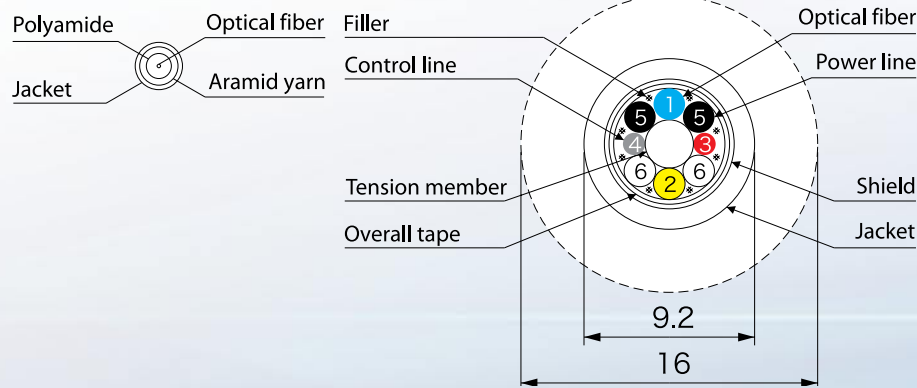


Hybrid Fiber-Optic Camera Cable

Designed for use with HDTV signals, the camera cable is compliant with ARIB and SMPTE standards.

Cross-Sectional View

Fiber-optic Cable



Unit Number	1	2	3	4	5	6
Jacket Color	BL	YL	RD	GRY	BLK	WHT

Configuration

Fiber-optic cable

2 single-mode fibers (blue, yellow) Core outer diameter 0.9mm, jacket outer diameter 1.7mm
Transmission loss 0.5dB/km or less ($\lambda=1.3\text{mm}$) 0.2dB or less when length is less than 0.2km

Power line

4 x 0.52mm² (20 AWG, black, white) 21/0.18TA, conductor resistance 37.5Ω/km or less
Insulation resistance 10000Ω or more - km. Withstand voltage 1750V AC · 1min.

Control line

2 x 0.18mm² (25 AWG, red, gray) 7/0.18TA, conductor resistance 113Ω/km or less
Insulation resistance 10000Ω or more - km. Withstand voltage 1750V AC · 1min.

Type	Model	Nom. O.D. mm	Weight kg/100m	Overall Shield Coverage %	Tension Tolerance N	Bend Radius Tolerance	Temperature Range
LF-2SM9R <i>Jacket color for LF-2SM9R, LF-2SM9, LF-2SM16: black</i>	LF-2SM9R	9.2	11.0	91.8	700 (71kgf)	Over 6 times Outer Diameter	-40°C- +70°C
	LF-2SM9						
	LF-2SM16	16.0	28.0				

Other colors are also available on a custom-made basis. Please contact your Canare salesperson.

LF-2SM9R

- Cable designed for studio and broadcast applications.
- The polyurethane jacket provides tear resistant characteristics.
- Elastomer used in the sheath construction ensures superb mechanical strength.

LF-2SM9

- Cable designed for fixed installations.
- Material (PVC) with good slipping performance used for the jacket.

LF-2SM16

- Cable designed for studio applications.
- Polyvinyl chloride and polyurethane composite material used for the jacket.
- The 16mm outer diameter double jacket configuration on the cable is designed to prevent cable from catching on skirt of camera pedestal.



Hybrid Fiber-Optic Camera Cable Assemblies (SMPTE/ARIB)

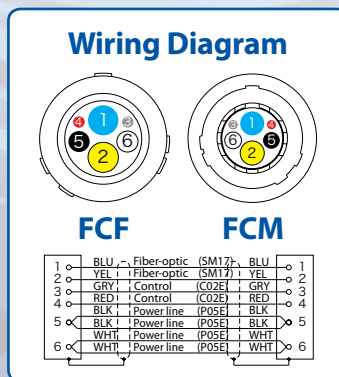
Type	Model	Length (m)
	FCC10A	10
	FCC20A	20
	FCC50A	50
	FCC100A	100
	FCC50A-WJ	50
	FCC100A-WJ	100

Produced after orders are received.

- Connector body material is stainless steel.
- Color rings (included 2pcs each of black, red, yellow, green, blue, gray, and white) are convenient to identify the type of signal.
- Compliant with the ARIB BTA S-1005B and SMPTE 304M and 311M.
- With AdPC polish (RL>45dB) and insertion loss of 0.5dB or less.
- A 16mm outer diameter cable is used for the FCC**AWJ series to prevent cable from catching on skirt of camera pedestal.



Color Rings



FCF



FCM



FCFR

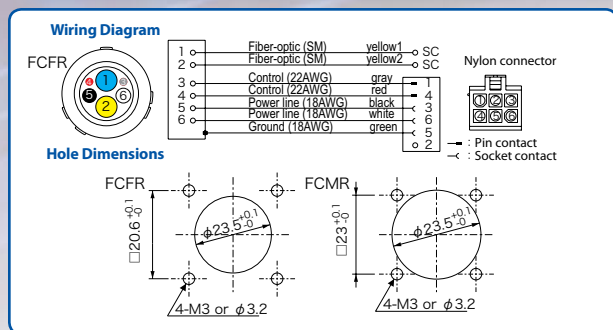


FCMR

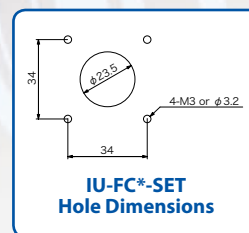
Hybrid Fiber-Optic Receptacle Cables (SMPTE/ARIB)

Type	Model	Length (m)
	FCS015A-FR	1.5
	FCS015A-MR	1.5

Produced after orders are received.




- These cables are used for connecting wall terminal panels to splice enclosures, etc.
- All cable lines are protected by a spiral tube.
- All SC connectors come with BellCore boots and all ferrule tips feature AdPC polish (RL≥45dB).
- Electrical lines come with nylon connectors, which are easily connected to the Canare splice enclosures.
- Fiber-optic cables are single-mode ($\lambda=1.3\mu\text{m}$) with transmission loss of 0.5dB/km.
- Connector body material is stainless steel.



Isolation Plate

Ideal for perfect isolation between individual connector and panel.

- These plates are used for isolating connector from panel
- IU-FCM-SET includes applicable connectors FCMR, FCMRC
- IU-FCF-SET includes applicable connectors FCFR, FCFRC (Mounting screws included)



IU-FCM-SET IU-FCF-SET

Extraction Tool

Extraction tool helps easy to clean Canare HFO connectors.

- Driver to be used for removing the sleeve when cleaning FCF and FCFR connectors.
- ASPT-1 includes applica



ASPT-1

*Use the CLETOP 2.5/2.0 (100) Cleaning Stick to clean fiber-optic camera connectors.

Hybrid Fiber-Optic Splice Enclosures


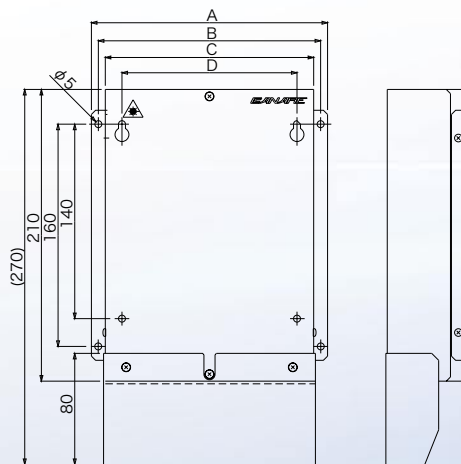
The fiber-optic splice enclosure was designed specifically for use with hybrid fiber-optic camera cables. The enclosure is used to protect fusion splice connection parts after installation.

Mode	No. of cables	Fusion splice tray	Adapter	
			SC	Nylon Connector
FCE-2	2	1	4	2
FCE-4	4	2	8	4
FCE-6	6	3	12	6

*Special Order

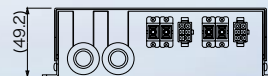
- Designed specifically for the hybrid fiber-optic camera cable (LF-2SM9)
- The enclosure can be installed on walls or placed flat.
- The tension member is insulated from the chassis.

Note: The following special tools are required for installing the nylon connectors.
Models: AMP90758-1 (26 to 22 AWG) and AMP90760-1 (18 to 20 AWG)



Above parts are for FCE-2

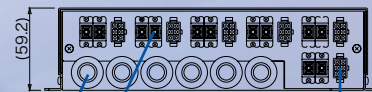
FCE-2



FCE-4



FCE-6



Cable insert hole
SC adapter
Nylon connector

Type	FCE-2	FCE-4/FCE-6
A	170	240
B	160	230
C	150	220
D	126	196

(mm)

Wiring Diagram (Canare standard)

