

# 75Ω Multichannel Video Coaxial Cable

## Applications

- Component analog video
- Video walls
- Video projectors
- Studio tie lines
- CG workstations

## Features

1. 75 Ohm impedance
2. ≥20dB return loss to 2GHz
3. Stranded bare copper center conductor
4. Copper braid shield, polyethylene dielectric

## Benefits

1. Professional standard
2. Superior performance
3. Excellent flexibility
4. Low signal loss

### V\*-1.5C

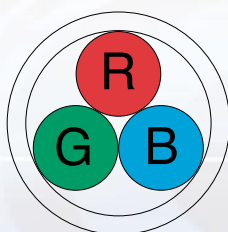
- 31 AWG
- Micro coax type
- 0.102 inch outside diameter each channel

### V\*-3C

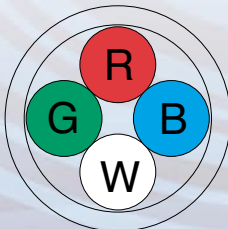
- 25 AWG
- RG59 type
- 0.173 inch outside diameter each channel

### V\*-5C

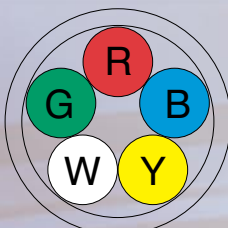
- 22 AWG
- 8281F type
- 0.237 inch outside diameter each channel




V3-\*C  
Cross Section



V4-\*C  
Cross Section



V5-\*C  
Cross Section



Model	Std. Lng.	Number of Channels colors	Wgt. Stand. Lng./ (lbs/ (kgs)	Nom. O.D. inch (mm)	PVC Jacket Thick. inch (mm)	Brittle Point °F (°C)	Indv. Chan. O.D. inch (mm)	Insul. Type *	Insul. O.D. inch (mm)	Cond. -AWG (Qty./mil.) Cross Sec. Area	Cond. O.D. inch (mm)	Shield Coverage	ELECTRICAL PERFORMANCE						
													Cond. D.C.R. Ω/1000ft (Ω/100m)	Shield D.C.R. Ω/1000ft (Ω/100m)	Nom. Cap. pF/ft (pF/m)	Nom. Imp.	Nom. Attn. 10MHz dB/1000ft (dB/100m)	Chan. Diff. Delay 100ft (nS)	Velocity of Prop.
V3-1.5C	328ft 100m	3 RED, GRN BLUE	16/7	.291 7.4	.032 0.8	-22 -30	.102 2.6	PE	.061 1.55	AC-#31 7/3.5	.011 .27	>94%	<129.2 <42.4	<10.1 <3.3	21 67	75Ω	29.3 9.6	<2.2	66%
V4-1.5C		4 RED, GRN BLUE, WHT	21/10	.331 8.4	.039 1.0														
V5-1.5C		5 RED, GRN BLUE, WHT YEL	24/11	.362 9.2	.039 1.0														
V3-3C	328ft 100m	3 RED, GRN BLUE	33/15 66/30	.453 11.5	.036 0.9	-22 -30	.173 4.4	PE	.122 3.1	AC-#25 7/7.09	.021 0.54	>97%	<32.1 <10.5	<3.7 <1.1	21 67	75Ω	15.0 4.9	<2.2	66%
V4-3C		4 RED, GRN BLUE, WHT	44/20 88/40	.512 13.0	.043 1.1														
V5-3C		5 RED, GRN BLUE, WHT YEL	53/24 106/48	.559 14.2	.043 1.1														
V3-5C	328ft 100m	3 RED, GRN BLUE	51/23 102/46	.611 15.5	.047 1.2	-22 -30	.237 6.0	PE	.189 4.8	AC-#22 7/10.24	.031 0.78	>94%	<15.5 <5.1	<3.7 <1.2	21 67	75Ω	10.0 3.4	<2.2	66%
V4-5C		4 RED, GRN BLUE, WHT	66/30 132/60	.674 17.1	.047 1.2														
V5-5C		5 RED, GRN BLUE, WHT YEL	84/38 168/76	.756 19.2	.055 1.4														

\* Dielectric Strength = 500V AC / 1min. Insulation resistance/3Mft => >1000MΩ.

		Nominal Attenuation Value									
		10 MHz	67.5 MHz	100 MHz	143 MHz	220 MHz	360 MHz	440 MHz	750 MHz	900 MHz	1.0 GHz
V-1.5C	dB/100 ft	2.9	7.6	9.3	11.1	13.7	17.6	19.5	25.4	27.8	29.3
	dB/100 m	9.6	24.9	30.4	36.3	45.0	57.6	63.7	83.1	91.1	96.0
V-3C	dB/100 ft	1.5	3.8	4.6	5.6	6.9	8.8	9.7	12.7	13.9	14.7
	dB/100 m	4.8	12.5	15.2	18.2	22.5	28.8	31.8	41.6	45.5	48.0
V-5C	dB/100 ft	1.0	2.7	3.3	3.9	4.9	6.2	6.9	9.0	9.9	10.4
	dB/100 m	3.4	8.8	10.8	12.9	15.9	20.4	22.6	29.4	32.3	34.0