

75Ω Multichannel Video Coaxial Cable

Applications

- Component analog video
- Video walls
- Video projectors
- Studio tie lines
- CG workstations

Features

1. 75 Ohm impedance
2. ≥20dB return loss to 2GHz
3. Stranded bare copper center conductor
4. Copper braid shield, polyethylene dielectric

Benefits

1. Professional standard
2. Superior performance
3. Excellent flexibility
4. Low signal loss

V*-1.5C

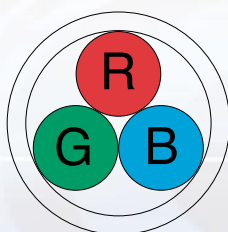
- 31 AWG
- Micro coax type
- 0.102 inch outside diameter each channel

V*-3C

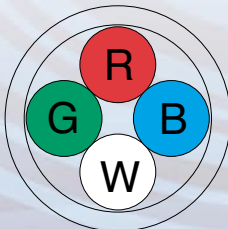
- 25 AWG
- RG59 type
- 0.173 inch outside diameter each channel

V*-5C

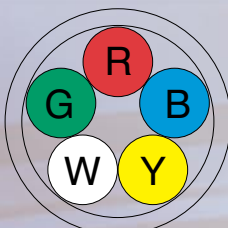
- 22 AWG
- 8281F type
- 0.237 inch outside diameter each channel



V3-*C
Cross Section



V4-*C
Cross Section



V5-*C
Cross Section



Model	Std. Lng.	Number of Channels colors	Wgt. Stand. Lng./ (lbs/ (kgs)	Nom. O.D. inch (mm)	PVC Jacket Thick. inch (mm)	Brittle Point °F (-°C)	Indv. Chan. O.D. inch (mm)	Insul. Type *	Insul. O.D. inch (mm)	Cond. -AWG (Qty./mil.) Cross Sec. Area	Cond. O.D. inch (mm)	Shield Coverage	ELECTRICAL PERFORMANCE						
													Cond. D.C.R. Ω/1000ft (Ω/100m)	Shield D.C.R. Ω/1000ft (Ω/100m)	Nom. Cap. pF/ft (pF/m)	Nom. Imp.	Nom. Attn. 10MHz dB/1000ft (dB/100m)	Chan. Diff. Delay 100ft (nS)	Velocity of Prop.
V3-1.5C	328ft 100m	3 RED, GRN BLUE	16/7	.291 7.4	.032 0.8	-22 -30	.102 2.6	PE	.061 1.55	AC-#31 7/3.5	.011 .27	>94%	<129.2 <42.4	<10.1 <3.3	21 67	75Ω	29.3 9.6	<2.2	66%
V4-1.5C		4 RED, GRN BLUE, WHT	21/10	.331 8.4	.039 1.0														
V5-1.5C		5 RED, GRN BLUE, WHT YEL	24/11	.362 9.2	.039 1.0														
V3-3C	328ft 100m	3 RED, GRN BLUE	33/15 66/30	.453 11.5	.036 0.9	-22 -30	.173 4.4	PE	.122 3.1	AC-#25 7/7.09	.021 0.54	>97%	<32.1 <10.5	<3.7 <1.1	21 67	75Ω	15.0 4.9	<2.2	66%
V4-3C		4 RED, GRN BLUE, WHT	44/20 88/40	.512 13.0	.043 1.1														
V5-3C		5 RED, GRN BLUE, WHT YEL	53/24 106/48	.559 14.2	.043 1.1														
V3-5C	328ft 100m	3 RED, GRN BLUE	51/23 102/46	.611 15.5	.047 1.2	-22 -30	.237 6.0	PE	.189 4.8	AC-#22 7/10.24	.031 0.78	>94%	<15.5 <5.1	<3.7 <1.2	21 67	75Ω	10.0 3.4	<2.2	66%
V4-5C		4 RED, GRN BLUE, WHT	66/30 132/60	.674 17.1	.047 1.2														
V5-5C		5 RED, GRN BLUE, WHT YEL	84/38 168/76	.756 19.2	.055 1.4														

* Dielectric Strength = 500V AC / 1min. Insulation resistance/3Mft => >1000MΩ.

		Nominal Attenuation Value									
		10 MHz	67.5 MHz	100 MHz	143 MHz	220 MHz	360 MHz	440 MHz	750 MHz	900 MHz	1.0 GHz
V-1.5C	dB/100 ft	2.9	7.6	9.3	11.1	13.7	17.6	19.5	25.4	27.8	29.3
	dB/100 m	9.6	24.9	30.4	36.3	45.0	57.6	63.7	83.1	91.1	96.0
V-3C	dB/100 ft	1.5	3.8	4.6	5.6	6.9	8.8	9.7	12.7	13.9	14.7
	dB/100 m	4.8	12.5	15.2	18.2	22.5	28.8	31.8	41.6	45.5	48.0
V-5C	dB/100 ft	1.0	2.7	3.3	3.9	4.9	6.2	6.9	9.0	9.9	10.4
	dB/100 m	3.4	8.8	10.8	12.9	15.9	20.4	22.6	29.4	32.3	34.0