

9970-QS • 3G/HD/SD-SDI/CVBS Quint-Split (5) Multi-Image Expandable Display Processor with Advanced On-Screen Graphics



The all-new Cobalt® 9970-QS 3G/HD/SD-SDI/CVBS Quint-Split Multi-Image Expandable Display Processor integrates five discrete 3G/HD/SD-SDI or CVBS inputs onto a single 3G/HD/SD-SDI quint-split output, with each image being flexibly inserted into the output image area.

While the 9970-QS offers unprecedented flexibility, it also offers an unprecedented ease of use. Fully-flexible layouts using one-button template presets or fully customizable layouts using easy to use sizing/positioning custom controls. Custom layouts can be saved to user presets. Any template layout or custom layout changes can be done "on-the-fly" in real time, without tedious setup compiler or layout programs like many other split/multiviewer products.

Multiple 9970-QS cards can be cascaded to provide splits greater than the base quint-split. The 9970-QS PIP5 input can be used in a cascaded chain of 9970-QS cards that provides multiviewer layouts of up to 8x8 (64:1). The QuickSet grid definer precisely and easily sets up a multiviewer grid where columns and rows of each of the cards PIPs are arranged to work together in a cascaded aggregate arrangement. Low-latency processing allows multiple 9970-QS cards to be cascaded without significant accumulated delays within the chain.

Advanced graphics such as user identify text, PiP input video format, audio meter bars, tally/UMD, reticules, and timecode can be burned into any PiP with full user attributes control. CEA 608 Ch1 text strings can serve as user text overlays, allowing direct closed captioning presence/quality compliance checks for up to 5 simultaneous video streams per card. User-configurable Quality Check allows subjective criteria such as black/frozen frame or audio silence events to propagate an on-screen alarm/alert to the output image (such as alert text burn-in or border alert highlighting).

A master output up-down-cross convert scaler provides scale-to HD or 3G SDI formats for the combined multiviewer output, which also includes an HDMI output (with audio embedding) to directly feed a wall monitor. The openGear® card-based form factor of the 9970-QS provides scalable, easily integrated multi-image functions for the 20-slot frame form factor with easy to use DashBoard™ remote control. Each PiP input is provided its own independent timing alignment controls with lock to reference, allowing asynchronous inputs to be directly accommodated. Full user DashBoard™ or Remote Control Panel remote control allows full status and control access locally or across a standard Ethernet network. Tally can be communicated by GPI, Ethernet, or serial interfaces.

Independent per-PiP audio meters

Two user identity text fields per PiP. Each can be set as as user text, or to display the input video format

Independent sizing control for each PiP using one-button templates or easy to use custom slider controls with full control of size, position, H/V scaling, and border attributes. Burn-in insertions are independently configurable for insertion enable/disable, insertion size/position, color, background, and opacity.

User-configurable reticules

Clock insertion can be sized and positioned anywhere in merged view, or inserted as per-PIP user text. Time can be locally user set, or sourced from network NTP with timezone localization.

Per PiP User UMD text and tally indicators

User-configurable alert annunciation with special borders and text

openGear®

DashBoard™

9970-QS • 3G/HD/SD-SDI/CVBS Quint-Split (5) Multi-Image Expandable Display Processor with Advanced On-Screen Graphics

FEATURES

Scalable PiP solution. Single card provides up to 5:1 split, with up to ten 5:1 splits per frame

Allows easy, real-time "on the fly" custom layout changes without needing setup compiler or layout programs

Easy to configure PiP sizing and borders. Advanced graphics include audio meters, character burn, and reticules. PiP sizing/splits using one-button templates or easy-to-use, intuitive DashBoard controls. Custom settings can be saved to user presets.

GPI, Ethernet, and serial tally inputs provide dual, per-PiP tally indicators

Closed captioning overlays provide direct closed captioning presence/quality compliance checks for up to 5 simultaneous video streams per card

Cascading Mode and QuickSet grid definer offers easy to set up scalable multiviewer functions (up to 64:1) using multiple cascaded (daisy-chained) 9970-QS cards. Two cards can provide an 8:1 multiviewer, with up to 16 cards providing a 64:1 multiviewer.

Low-power/high-density design – less than 18 Watts per card

openGear® card-based form factor provides easy and economical integration

Audio routing directs selected PiP audio to combined-stream outputs. Audio downmixing also provided.

3G/HD/SD-SDI 2x DA and HDMI with audio embed outputs

Wall-clock time burn-in on merged output or within PiPs. NTP sync via IP connection with timezone localization.

Per-PiP audio meter, tally, user text, and timecode overlays


Fully flexible input compatibility – mixed formats on inputs can be automatically sized and outputted in a combined output scaled to desired broadcast SD/HD/3G output format. Each input automatically detects and sets up for SDI or CVBS input. Supports asynchronous inputs using per-PiP ref lock. Per-PiP independent ARC settings and controls.

User quality criteria (such as frozen/black frame) alert/alarms can be propagated to output image with alarm text and border highlighting

DashBoard™ remote control status monitoring and setup/control


Five year warranty

Multiple 9970-QS cards can operate in a **cascading** mode, where four PiP inputs serve as program video inputs, and the PiP 5 input receives the cascading combined layout of a preceding 9970-QS card in a daisy-chain arrangement.



The cascade output (consisting of the four PiP images and a full-size underlay) can be sent to another 9970-QS as a **cascade** input, serving as an underlay which can accept more PiP insertions.

A Quickset grid definer precisely sets up a multiviewer grid where columns and rows of each of the cards PiPs are arranged to work together in a cascaded aggregate arrangement. Simply set for the number of rows and columns desired – the Quickset definer does the rest!



More downstream 9970-QS cards can be added and have its PiPs added next to those furnished from the upstream card cascade. Here, PiP insertions are arranged in columns, although almost any desired grid and arrangement scheme is possible.

Even more cards and PiPs can be added using open adjacent cells in the grid. Grids of up to 8x8 are supported, providing for a 64:1 multiviewer using only 16 cards all within the compact 2RU openGear-standard frame form.



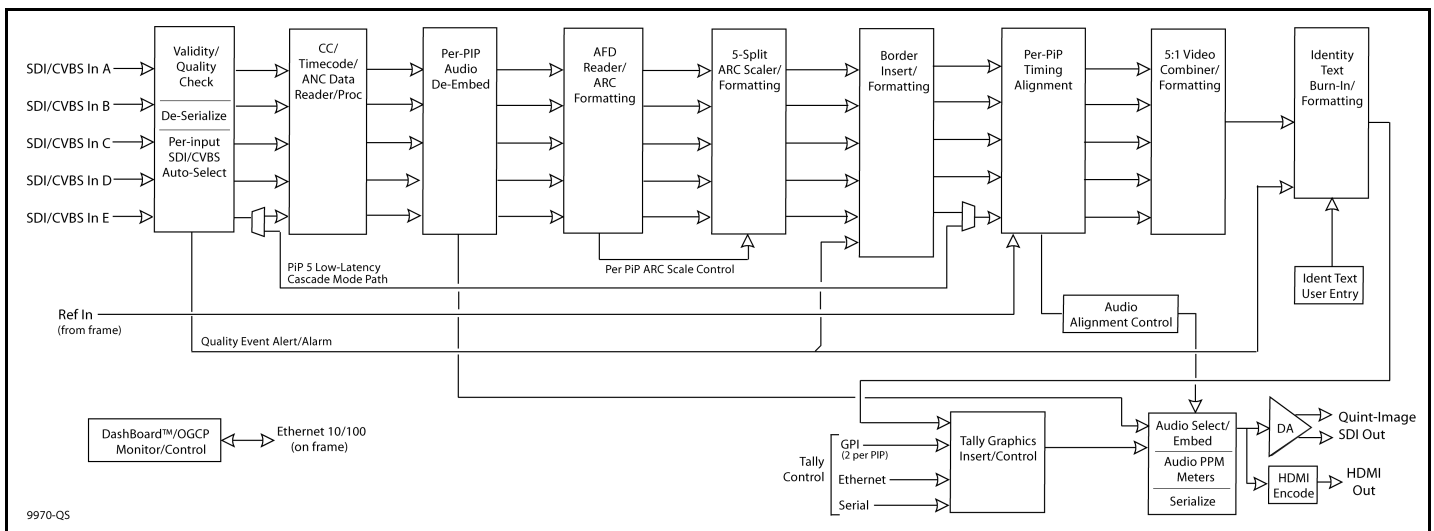
Pressing the Identify PiP button in DashBoard™ instantly correlates each image to its PiP card channel.

The identities are clearly shown for a few seconds, after which the identity overlays automatically cancel.

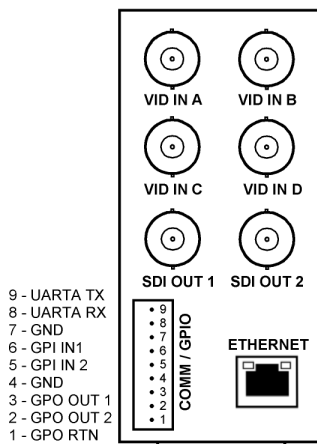
9970-QS • 3G/HD/SD-SDI/CVBS Quint-Split (5) Multi-Image Expandable Display Processor with Advanced On-Screen Graphics

Each of the up to five multi-image displays offer per-PIP independent, real-time closed captioning text overlays

Any or all of the five PIP images can insert closed captioning overlays, providing an easy to use, intuitive, and very practical source for closed captioning presence and quality check. The CC overlay function interprets CEA 608 data for text formatting (roll-up, line breaks, etc). Caption overlay can accept CEA 608 formatting or CEA 608 packaged into CEA 708.



9970-QS

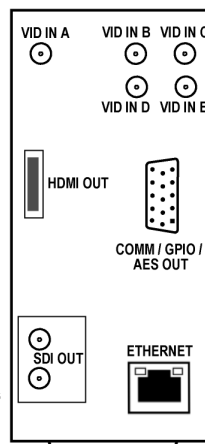


RM20-9970-B

COMM / GPIO / AES OUT

- 1 - *COM A_RX2 / 422(+)
- 2 - *COM A_TX2 / 422(+)
- 3 - COM B_RX2 / 422(+)
- 4 - GPO OUT1
- 5 - GND
- 6 - *COM A_RX1 / 422(-)
- 7 - *COM A_TX1 / 422(-)
- 8 - COM B_RX1 / 422(-)
- 9 - GPI IN5 / GPO OUT 2
- 10 - GPI IN4
- 11 - GPI IN1
- 12 - GPI IN2
- 13 - GPI IN3
- 14 - AES OUT1(+)
- 15 - AES OUT2(+)

* Port can be GUI-configured as two RS-232 ports (Tx and Rx), or as a full-duplex RS-422 port.

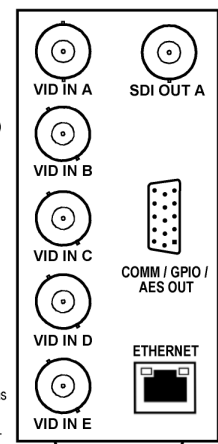


RM20-9970-C-DIN
RM20-9970-C-HDBNC

COMM / GPIO / AES OUT

- 1 - *COM A_RX2 / 422(+)
- 2 - *COM A_TX2 / 422(+)
- 3 - COM B_RX2 / 422(+)
- 4 - GPO OUT1
- 5 - GND
- 6 - *COM A_RX1 / 422(-)
- 7 - *COM A_TX1 / 422(-)
- 8 - COM B_RX1 / 422(-)
- 9 - GPI IN5 / GPO OUT 2
- 10 - GPI IN4
- 11 - GPI IN1
- 12 - GPI IN2
- 13 - GPI IN3
- 14 - AES OUT1(+)
- 15 - AES OUT2(+)

* Port can be GUI-configured as two RS-232 ports (Tx and Rx), or as a full-duplex RS-422 port.



RM20-9970-D

9970-QS • 3G/HD/SD-SDI/CVBS Quint-Split (5) Multi-Image Expandable Display Processor with Advanced On-Screen Graphics

SPECIFICATIONS

Power

< 18 Watts

Video Input/Outputs

Video Inputs: (5) 75Ω BNC; auto-detect/setup for 3G/HD/SD-SDI or CVBS
 SDI Outputs: (2) 75Ω BNC (2x DA); user-selectable as 720p, 1080i, or 1080p (3G)
 HDMI Output: (1) HDMI output with audio embedding
 Formats Supported: SMPTE 259M, SMPTE 292M, SMPTE 424M
 I/O Latency: Basic PiP Input/Output < 1.5 frames (max). Cascade latency consists of basic PiP I/O latency plus < 2 line added delay.
 Receive Cable Length: 3G/HD/SD: 120/180/320 m (Belden 1694A)
 Return Loss: >15 dB up to 1.485 GHz; >10 dB up to 2.970 GHz
 Alignment Jitter: 3G/HD/SD: < 0.3/0.2/0.2 UI

Timecode Burn-In

Independent per-PIP burn-in via user controls from input video SMPTE embedded timecode. Burn-in enable/disable user controls. Configurable for burn-in string of seconds, seconds:frames, seconds:frames:field. User controls for text size, color, and H/V position.

Text Burn-In

Per-PIP UMD and two user identity text strings (as alternate, automatic PiP input video format can be inserted). Independent insertions controls for enable/disable. User controls for text size, color, and H/V position.

Audio Output

16-ch embedded. Per-PIP select allows routing of PiP input 16-ch embedded audio to combined SDI output. HDMI output tracks with group 1/2 audio as selected for SDI embedded audio output.

Tally Indicators/Inputs

Per-PIP dual tally indicators. GPI, Ethernet, serial per-PIP control. Per-PIP tally lamp position and sizing controls.

Frame Reference Input

(2) reference from frame bus. SMPTE 170M/318M "Black Burst", SMPTE 274M/296M "Tri-Level".

ORDERING INFORMATION

9970-QS 3G/HD/SD-SDI/CVBS Quint-Split (5) Multi-Image Expandable Display Processor with Advanced On-Screen Graphics

RM20-9970-B 20-Slot Frame Rear I/O Module (Standard-Width) (4) 3G/HD-SD-SDI/CVBS Input BNCs, (2) 3G/HD/SD-SDI Output BNCs (2xDA), COMM/GPIO Port, Ethernet Port

RM20-9970-C-DIN 20-Slot Frame Rear I/O Module (Standard-Width) (5) 3G/HD-SD-SDI/CVBS Inputs, (2) 3G/HD/SD-SDI DA Outputs, COMM/GPIO/AES Out (Combined D-connector), HDMI Output, Ethernet Port (all coaxial connectors DIN 1.0/2.3)

RM20-9970-C-HDBNC 20-Slot Frame Rear I/O Module (Standard-Width) (5) 3G/HD-SD-SDI/CVBS Inputs, (2) 3G/HD/SD-SDI DA Outputs, COMM/GPIO/AES Out (Combined D-connector), HDMI Output, Ethernet Port (all coaxial connectors HD-BNC)

RM20-9970-D 20-Slot Frame Rear I/O Module (Standard-Width) (5) 3G/HD-SD-SDI/CVBS Input BNCs, (1) 3G/HD/SD-SDI Output BNC, COMM/GPIO/AES OUT Port (Combined D-connector), Ethernet Port