

WAVEFORM MONITORS/VECTORSCOPIES



VSM-200

Wave Form Monitors / Vector Scopes

The VS/VSM series of waveform monitors/vectorscopes/audio monitors are based on a core module that is packaged in four different forms.

The VS-100 is a rugged, hand-held instrument designed for field use. It has rubber strips on the bottom to keep it from sliding off of wherever the DP leaves it. And it has a spot to zip tie an HDMI cable in place. Each function is accessed by rotating and pushing the knob.

The VS-150 is a 1/2 rack-width version with an optional rack mount. Each function is available through a button on the front of the unit.

The VSM-100 is a 2RU rack version with one monitor for signal display and a second monitor for picture display. A typical application would be to monitor program output.

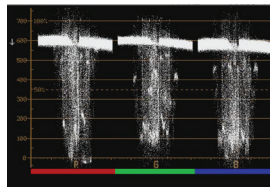
The VSM-200 is a 2RU rack version that includes two WFM/VS/Audio analyzers and two display monitors for the signals. A typical application would be to monitor two source feeds.



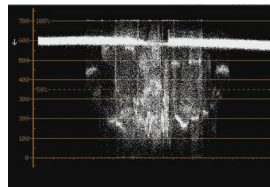
	VS-100 (\$800 MSRP)	VS-150 (\$1,000 MSRP)	VSM-100 (\$2,100 MSRP)	VSM-200 (\$3,100 MSRP)
Video Inputs	1x HD/SD-SDI	1x HD/SD-SDI	1x HD/SD-SDI	2x HD/SD-SDI
Video Outputs	1x HDMI	1x HDMI	1x HD/SD-SDI	2x HD/SD-SDI
Loop Through	1x HD/SD-SDI	1x HD/SD-SDI	n/a	n/a
Audio Inputs	n/a	n/a	n/a	n/a
Audio Outputs	1x 2-Channel 1/8" Jack (Monitor any 2 of 8 audio channels.)	n/a	n/a	n/a
Input Resolutions	1080i (50, 59.97, 60Hz), 1080p (24, 25, 30Hz), 720p (25, 29.97, 30, 50, 59.97, 60Hz), 576i, 480i			
Additional I/O			<ul style="list-style-type: none"> Screen #1: 1x HDMI Input Screen #2: 1x HDMI Input VS/WFM: 1x HDMI Output 	<ul style="list-style-type: none"> Screen #1: 1x HDMI Input Screen #2: 1x HDMI Input VS/WFM #1: 1x HDMI Out VS/WFM #2: 1x HDMI Out

* All Datavideo Waveform Monitors/Vectorscopes are made with Locking Power Connectors

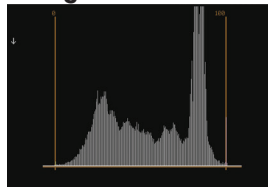
Parade



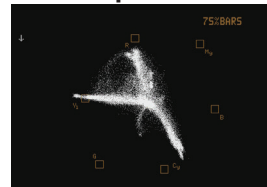
Waveform Monitor



Histogram



Vectorscope



Preview Screen



***DIRECTLY ABOVE:** The Parade Graph shows the chromaticity of red, green, and blue. The graph indicates that some of the colors seen by our camera are slightly above the gamut range (past the 100% marker).