



# E-Z UP® INSTANT SHELTER®

THE #1 INSTANT SHELTER® BRAND IN THE WORLD™

NEW

## SPEED SHELTER®



# SPEED NEVER LOOKED SO GOOD.

### SPEED SHELTER® 8' x 12'

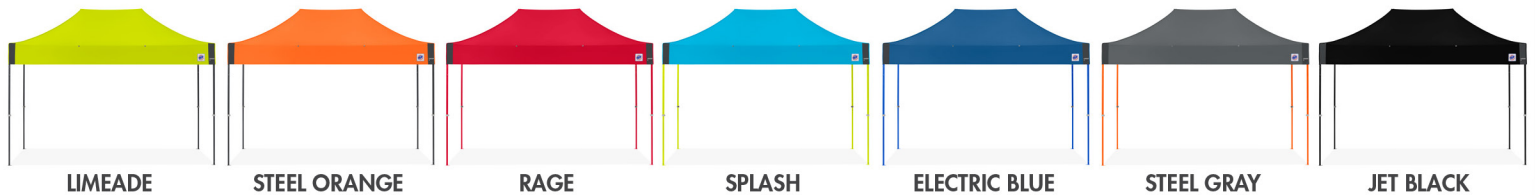
The ALL NEW redesigned Speed Shelter® Instant Shelter® takes Racing and Sports Teams to a new level. Quality materials, a unique shape and compact folded size make this E-Z UP® Instant Shelter® versatile and durable in all types of environments.

### ALL NEW MIX-N-MATCH TOP & FRAME COLORS

Personalize your shelter from 150 possible color combinations. Take your brand, organization or team to the next generation of professional instant shade!

## UP for Color. Style. Choice. UP for Everything.™

NEW COLOR SETS: 7 TOPS + 6 FRAMES IN DYNAMIC COLOR COMBOS



### MIX & MATCH YOUR INSTANT SHELTER®

See Your Perfect Color Set or Mix & Match at: [ezup.com/speed](http://ezup.com/speed)

#### CHOOSE YOUR TOP : 7 COLORS



#### OPTIONAL: PREMIUM TOP COLORS



#### CHOOSE YOUR FRAME: 6 COLORS



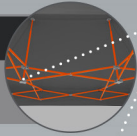


# FEATURES & SPECIFICATIONS



## AUTO PEAK® TENSIONER

Ensures Proper Top Fit & Form



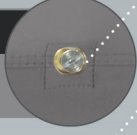
## REINFORCED FABRIC TOP CORNERS

Greater Durability and Longer Lasting



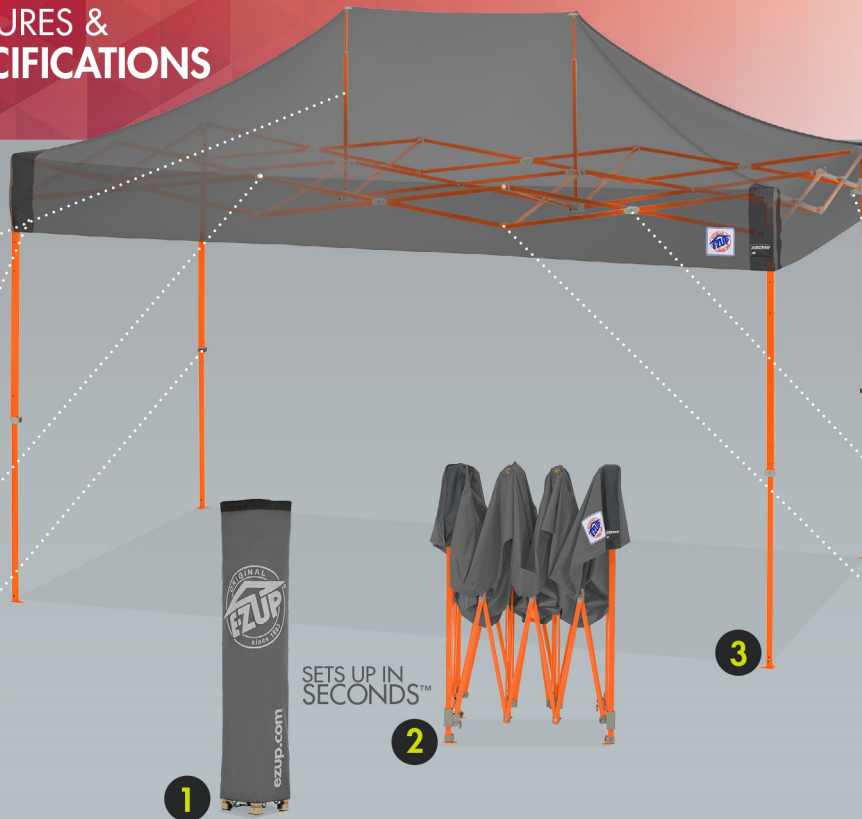
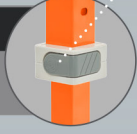
## BOLT-ON TOP

Secures Top to Frame Adding Support




## TOGGLE LEG ADJUSTMENT

2 Height Options with 3" Intervals




## HIGH-STRENGTH END CAPS

Heavy-duty for Greater Durability



## AUTO-SLIDER® PULL PIN

Improved Pull Pin for Quick Lock Release




## TRUSS MUSCLE

Increased Joint Strength & Longevity



## E-Z GLIDE TRUSS WASHERS

Provide Increased Stability & E-Z Set Up



## SPECIFICATIONS

SIZE	8'x12' (2.5 m x 3.7 m)
FRAME	Powder-Coated High Strength Steel
TOP FABRIC	Professional Grade Fabric
TOP SPECIFICATIONS	Meets CPAI-84, NFPA-701 and CAN/ULC-S109 Fire Resistant Requirements
PRODUCT INCLUDES	Fabric Top, Folding Frame and Cover Bag
FRAME SHIPPING WEIGHT	61 lbs. (27.6 kg)
TOP SHIPPING WEIGHT	12 lbs. (5.4 kg)
BOX DIMENSIONS - TOP	24" L x 12" W x 4" H (61 cm x 30 cm x 10 cm)
BOX DIMENSIONS - FRAME	55" L x 12" W x 10" H (1.4 m x 30 cm x 25 cm)
MAXIMUM PEAK HEIGHT	9' 9" (3.0 m)
MAXIMUM HEADROOM	6' 7" (2.0 m)
MAXIMUM VALANCE CLEARANCE HEIGHT	6' 2" (2.0 m)
CUSTOM PRINTING OPTIONS	Imprint & Full-Bleed Digital Printing
WARRANTY	7 Years

## RECOMMENDED USES

- Automotive Shows
- Trade Shows
- Racing
- Motorcross Events
- Corporate Events
- Sponsorship Advertising
- Business & Civic Event
- Product Demonstrations
- Exhibit Booth
- Indoor & Outdoor Display

## ACCESSORIES



### E-Z UP® INSTANT SHELTER® MOST POPULAR ACCESSORIES:

- Event Lights
- Deluxe Weight Bags
- Heavy Duty Stake Kit
- Sidewalls & Railskirts
- Deluxe Roller Bag
- Proflags & Banners
- Tables & Table Covers
- Directors Chairs

**International E-Z UP, Inc.**  
 1900 Second Street  
 Norco, California 92860  
 (951) 279-0999 • FAX (800) 810-8775

TO ORDER:  
**(800) 45-SHADE**  
 (800) 457-4233