

# TIME CODE ISOLATION & DISTRIBUTION AMPLIFIERS


Since the early '80s, **ESE**'s Audio and Video Distribution Amplifiers have been recognized for their broadcast quality and durability. Using very similar technology, **ESE** presents a line of Distribution Amplifiers (DAs) capable of isolating and distributing most any type of Time Code. The basic idea for each model is the same... provide the ability to distribute time code and compensate for lengthy cable runs while isolating each unit in the Master Clock System.

Described below are units capable of handling any of the IRIG time codes, **ESE** Time Code, SMPTE/EBU time code or ASCII time code. If you're in need of a DA not mentioned here refer to our *DISTRIBUTION AMPLIFIERS* Brochure available on our website or contact the **ESE** Factory.



**ES-210**  
**Quad 1x6 1/5/10 MHz DA**

The **ES-210** provides four independent 1x6 Frequency DAs in a single rack-mount enclosure. Each DA has loop-thru inputs and six isolated outputs, all accessible via BNC connectors. Screwdriver-adjustable Gain controls are provided on the front of the case. The Gain control provides an overall signal level adjustment of -1.6 to +3.4 db. Unused outputs need not be terminated.




**ES-243**  
**Quad 1x6 ESE DA (or IRIG-'TTL')**

The **ES-243** is designed to accept any **ESE** time code signal or any IRIG time code in its "TTL" form and output up to 24 identical copies. The unit has four separate and isolated channels, each with six available outputs. Inputs and outputs are via rear mounted BNC connectors and each output is capable of driving up to 4000' of cable. The unit is rack mounted.



**ES-245**  
**Quad 1x6 SMPTE/EBU DA**

The **ES-245** is a Distribution Amplifier designed to distribute and isolate most any audio signal including SMPTE and EBU time code. Four channels, each with six outputs, provide up to 24 identical copies. Inputs and outputs are available on the rear mounted terminal blocks (optional XLR connectors are available). The unit is rack mounted.




**ES-249**  
**1x8 RS-232C/ASCII DA**

The **ES-249** is designed to accept RS-232C/ASCII and output up to eight identical copies. The unit has a single input and eight outputs that are accessible on rear mounted 9-pin D-sub connectors. Due to the nature of RS-232C, if long cable runs are required, it may be necessary to utilize other time code that is later translated into RS-232C. The unit is rack mounted.



**ES-250**  
**1 x 24 RS-232/ASCII DA**

The **ES-250** is an RS-232C Isolation and Distribution Amplifier. Three 1 x 8 amplifier circuits allow the incoming signal to be distributed via the 24 outputs. The unit receives RS-232C and buffers the signal so that each of the 24 outputs can drive a single "user" at a distance of up to 50 feet (per output). All inputs and outputs are via rear mounted terminal block connectors.



**ES-251**  
**1 x 24 RS-232/ASCII DA**

The **ES-251** is an RS-232C Isolation and Distribution Amplifier. Three 1 x 8 amplifier circuits allow the incoming signal to be distributed via the 24 outputs. The unit receives RS-232C and buffers the signal so that each of the 24 outputs can drive a single "user" at a distance of up to 50 feet (per output). All inputs and outputs are via rear mounted terminal DB-9 connectors.

## Specifications

	<b>ES-210</b>	<b>ES-243</b>	<b>ES-245</b>	<b>ES-249</b>	<b>ES-250</b>	<b>ES-251</b>
<b>Electrical:</b>	110-120 VAC, 50/60 Hz	117 VAC, 50/60 Hz	117 VAC, 50/60 Hz	117 VAC, 50/60 Hz	110-120 VAC, 50/60 Hz	110-120 VAC, 50/60 Hz
<b>Power:</b>	5 Watts Maximum	2 Watts Maximum	5 Watts Maximum	2 Watts Maximum	2 Watts Maximum	2 Watts Maximum
<b>Mechanical:</b>	1.75" x 19"; 5" Deep	1.75" x 19"; 5" Deep	1.75" x 19"; 5" Deep	1.75" x 19"; 5" Deep	1.75" x 19"; 5" Deep	3.25" x 19"; 5" Deep
<b>Time Code-</b>	10 KHz-15MHz +/- .5db,	<b>ESE</b> (TC76, TC89 or TC90) or	SMPTE/EBU (balanced	SMPTE/EBU (balanced	ASCII (RS-232C)	ASCII (RS-232C)
<b>Input/Output:</b>	1 Vpp nominal, 50 ohm	IRIG (A, B or E) In AM Form	or un-balanced)	-	-	-
<b>Connectors:</b>	BNC	BNC	Terminal Block	9-Pin D-Sub	Terminal Block	9-Pin D-Sub
<b>Configuration:</b>	Quad 1 x 6 (1 x 24)	Quad 1 x 6 (1 x 24)	Quad 1 x 6 (1 x 24)	Single 1 x 8	1 x 24	1 x 24
<b>Options:</b>	J, UL	J, UL	Black, J, UL, XLR	J, UL	J, UL	J, UL

