



Technische Informationen
Engineering Data Sheet

Q Series

Professional Power Amplifiers

Beschreibung

Die Endstufen der Q-Serie von Electro-Voice bieten eine hohe, stabile Ausgangsleistung bei hohem Wirkungsgrad auf hohem Performance-Niveau. Sie eignen sich somit ideal als Antrieb für eine Vielzahl von Mobil- und Clubsystemen, wie z. B. für Lautsprecher der ZX, Tour-X und Phoenix Familien.

Weitere Q Series Eigenschaften:

- **Umfangreiche Schutzschaltungen** - Schutz vor Überhitzung, Überlast, Kurzschluss, Hochfrequenz und Gleichspannung am Ausgang
- **LPN-Filter** - zuschaltbare Optimierung von Frequenzgang und Einschwingverhalten der Lautsprecher

Description

Electro-Voice Q series amplifiers offer a package of reliable high output power, high efficiency and legendary pro audio performance. They are the premium choice as system drive for a variety of mobile and club sound systems like e.g. ZX, Tour-X and Phoenix loudspeaker families.

Additional Q series features:

- **Comprehensive protection system** - protection against overheating, overload, short circuit, HF and DC
- **LPN filter** - switchable frequency and phase response correction of connected loudspeakers

Part Number

		100 V	120 V	230 V	240 V
Q44-II	Professional Power Amplifier 2 x 450 W	F.01U.076.833	F.01U.076.825	F.01U.076.821	F.01U.076.829
Q66-II	Professional Power Amplifier 2 x 600 W	F.01U.076.834	F.01U.076.826	F.01U.076.822	F.01U.076.830
Q99	Professional Power Amplifier 2 x 900 W	F.01U.076.835	F.01U.076.827	F.01U.076.823	F.01U.076.831
Q1212	Professional Power Amplifier 2 x 1200 W	F.01U.076.836	F.01U.076.828	F.01U.076.824	F.01U.076.832

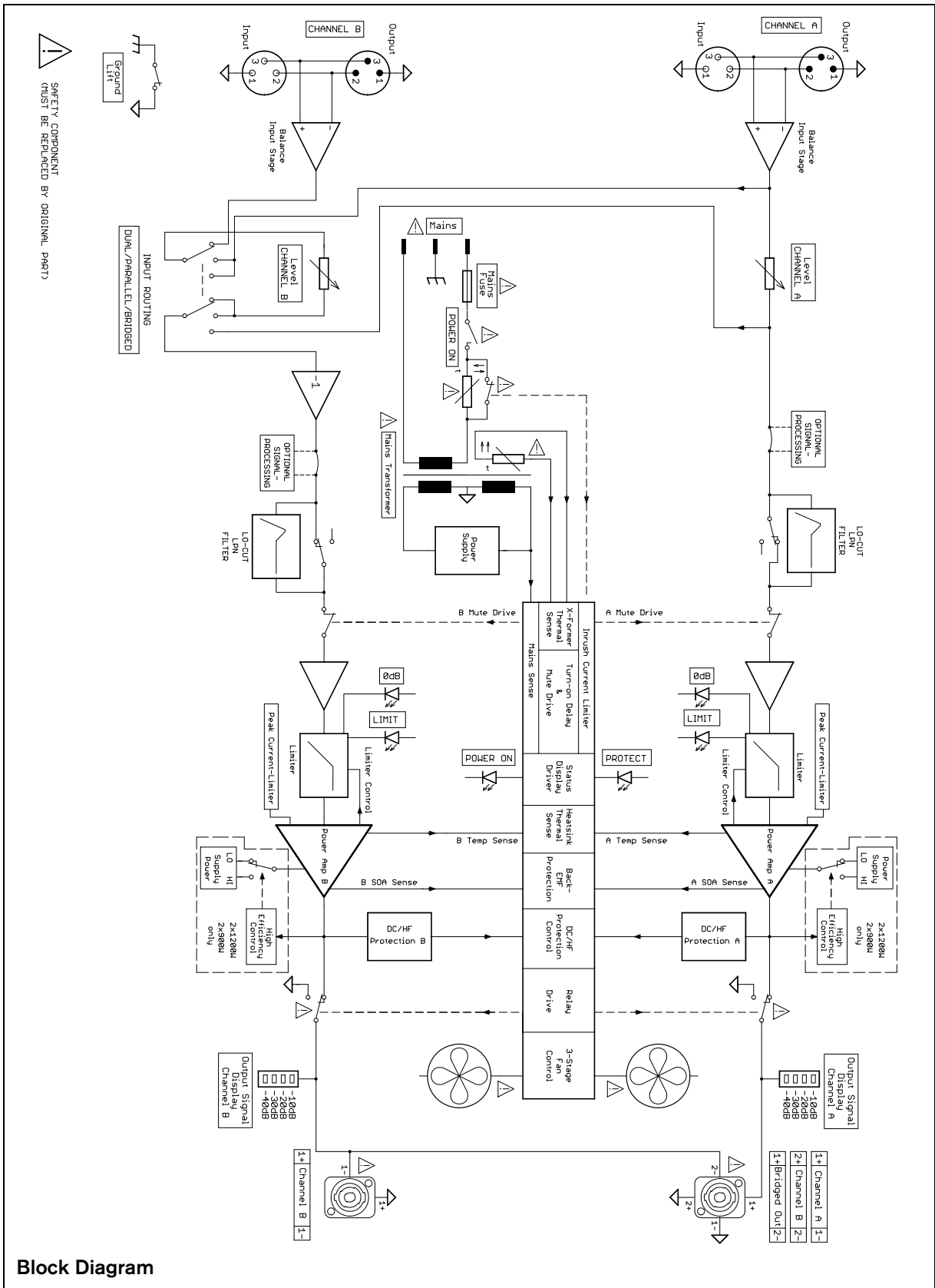
Inhalt

- 1 x Endstufe
- 1 x Bedienungsanleitung
- 1 x Garantiekarte mit Sicherheitshinweisen
- 1 x Netzkabel
- 4 x Standfuß

Contents

- 1 x Power Amplifier
- 1 x Owner's Manual
- 1 x Warranty certificate including safety instructions
- 1 x Mains Cord
- 4 x Foot Stand





SAFETY COMPONENT
MUST BE REFINCED BY ORIGINAL PART



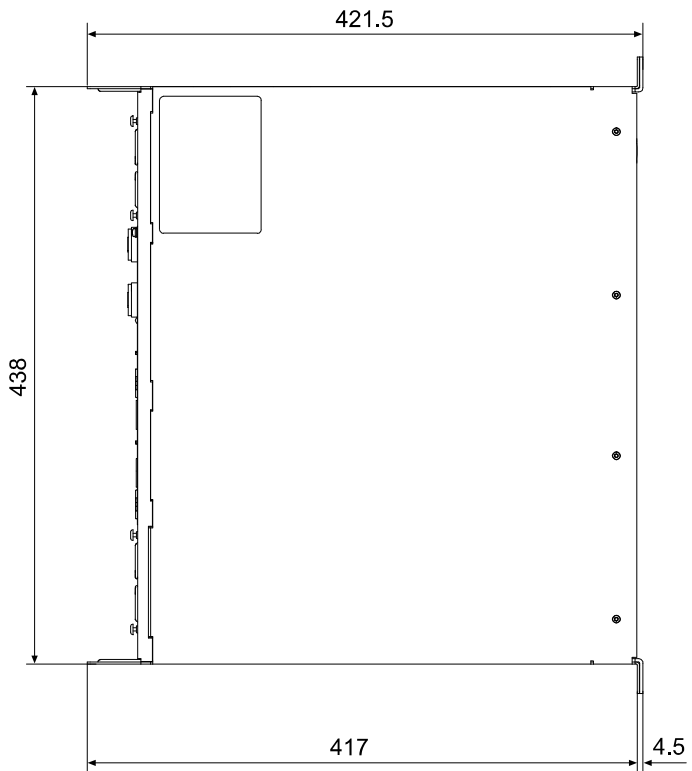
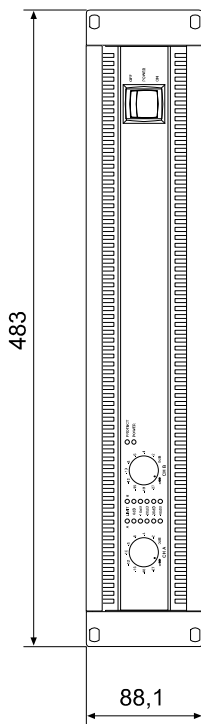
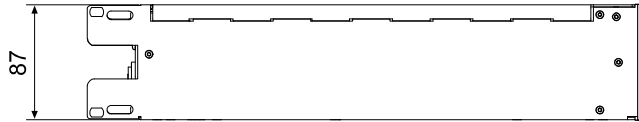
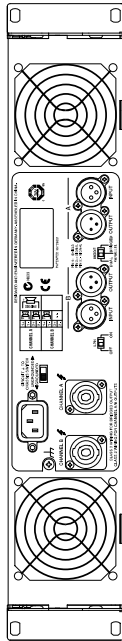
Technical Specifications

	Q44-II			Q66-II			Q99			Q1212		
Load Impedance	2 Ω	4 Ω	8 Ω	2 Ω	4 Ω	8 Ω	2 Ω	4 Ω	8 Ω	2 Ω	4 Ω	8 Ω
Maximum Midband Output Power THD = 1%, 1 kHz, Dual Channel	650 W	450 W	270 W	900 W	600 W	380 W	1250 W	900 W	550 W	1800 W	1200 W	750 W
Rated Output Power THD < 0.1%, 20 Hz...20 kHz	-	400 W	200 W	-	500 W	250 W	-	800 W	400 W	-	1100 W	550 W
Maximum Single Channel Output Power Dynamic-Headroom, IHF-A	1150 W	660 W	350 W	1700 W	950 W	480 W	2450 W	1400 W	700 W	3400 W	1800 W	950 W
Maximum Single Channel Output Power Continuous, 1 kHz	850 W	540 W	310 W	1200 W	750 W	420 W	1700 W	1100 W	630 W	2400 W	1500 W	850 W
Maximum Bridged Output Power THD = 1%, 1 kHz	-	1300 W	900 W	-	1800 W	1200 W	-	2800 W	1800 W	-	3600 W	2400 W
Maximum RMS Voltage Swing THD = 1%, 1 kHz	55.3 V			65.1 V			78.8 V			90.6 V		
Power Bandwidth THD = 1%, ref. 1 kHz, half power @ 4 Ω	< 10 Hz to 30 kHz											
Voltage Gain , ref. 1 kHz	32.0 dB											
Input Sensitivity rated power @ 8 Ω, 1 kHz	+2.2 dBu (1.0 V _{rms})			+3.1 dBu (1.11 V _{rms})			+5.1 dBu (1.39 V _{rms})			+6.6 dBu (1.66 V _{rms})		
THD at rated output power MBW = 80 kHz, 1 kHz	< 0.03%											
IMD-SMPTE , 60 Hz, 7 kHz	< 0.1%											
DIM30 , 3.15 kHz, 15 kHz	< 0.05%											
Maximum Input Level	+21 dBu (8.69 V _{rms})											
Crosstalk ref. 1 kHz, at rated output power	< -80 dB											
Frequency Response , ref. 1 kHz	10 Hz...40 kHz (±1 dB)											
Input Impedance , active balanced	20 kΩ											
Damping Factor , 1 kHz	> 300											
Slew Rate	25 V/μs			26 V/μs			27 V/μs			30 V/μs		
Signal to Noise Ratio Amplifier A-weighted	> 106 dB			> 107 dB			> 109 dB			> 110 dB		
Output Noise , A-weighted	< -71 dBu											
Output Stage Topology	Class AB						Class H					
Power Requirements	240 V, 230 V, 120 V or 100 V; 50 Hz...60 Hz (factory configured)											
Power Consumption 1/8 maximum output power @ 4 Ω	550 W			700 W			700 W			850 W		
Power Consumption Rated output power @ 8 Ω	670 W			850 W			1280 W			1690 W		
Mains Fuse	240 V / 230 V: T10AH; 120 V / 100 V: T20AH			240 V / 230 V: T12AH; 120 V / 100 V: T25AH			240 V / 230 V: T15AH; 120 V / 100 V: T25AH			240 V / 230 V: T15AH; 120 V / 100 V: T30AH		
Protection	Audio limiters, High temperature, DC, HF, Back-EMF, Peak current limiters, Inrush current limiters, Turn-on delay											
Cooling	Front-to-rear, 3-stage-fans											
Ambient Temperature Limits	+5 °C to +40 °C (40 °F to 105 °F)											
Safety Class	I											
Dimensions (W x H x D), mm	483 x 88.1 x 421.5											
Weight	12.6 kg (27.8 lbs)			14.8 kg (32.6 lbs)			16.3 kg (35.9 lbs)			17.7 kg (39.0 lbs)		
Signal Processing	LPN, switchable											
Optional	Rear-rackmount D113223 (RMK-15)											

Depending on the ambient temperature, the unit might not operate continuously at 2 Ω load in Dual Mode or 4 Ω in Bridged Mode.
In addition input power exceeds 1.1 times rated power consumption with 2 Ω load in Dual Mode or 4 Ω load in Bridged Mode



Abmessungen / Dimensions



Electro-Voice

12000 Portland Avenue South, Burnsville, MN 55337
 Phone: 952/884-4051, Fax: 952/884-0043
www.electrovoice.com
 © Bosch Communications Systems 05/2011
Part Number F01U076821 Vs 02

U.S.A. and Canada only. For customer orders, contact Customer Service at:
800/392-3497 Fax: 800/955-6831

Europe, Africa, and Middle East only. For customer orders, contact Customer Service at:
+ 49 9421-706 0 Fax: + 49 9421-706 265

Other International locations. For customer orders, Contact Customer Service at:
+ 1 952 884-4051 Fax: + 1 952 887-9212

For warranty repair or service information, contact the Service Repair department at:
800/685-2606

For technical assistance, contact Technical Support at: **866/78AUDIO**

Specifications subject to change without notice.