

ZX1i-90



Electro-Voice

- Integrated QuickSAM Heavy-Duty Strong-Arm Mounting Bracket Included
- Patented ASC (Automatic Saturation Compensation) on Transformer Versions
- EV8L 8 inch Weatherized Cone High-Output LF Transducer
- DH2005 1 inch Exit True Compression Driver
- EN54-24 type B certification 1438/CPD/0323 with TC-ZX1i cover (*Sold separately*) installed (**Only available in select regions**)



The Electro-Voice ZX1i is the standard of no compromise audio performance and versatility in an easy to install compact package. The high-tech enclosure uses injection-molded high-impact ABS resin to make the ZX1i extremely durable. The enclosure geometry has been engineered to provide maximum rigidity and acoustic performance. The velocity compensated port design overcomes the limitation of many small cabinet loudspeakers and enables exceptional low-frequency response. Two (2) rotatable horn coverage patterns are available; 90° x 50° for longer throw and cluster applications, 100° x 100° for broad even dispersion. A multilayer grille with hydrophobic cloth and weatherized components allows both indoor and outdoor use. An optional weatherized input panel cover with a gland nut is available for additional protection. Installing the ZX1i is quick and easy with the included QuickSAM mounting system. The QuickSAM allows the installer to simply snap the speaker onto the bracket, and then tighten it to the desired position. For array mounting, there is an optional AB-ZE array bracket kit which allows multiple units to be mounted together in a variety of configurations. The ZX1i's long excursion, high output 8 inch woofer with a weatherized treated cone delivers smooth low-frequency performance with exceptional reliability.

A sophisticated crossover network integrates it with the DH2005, a 1.25 inch voice coil true compression driver for maximum output with extended frequency response. Full-bandwidth overload protection is provided for reliable, long term operation without audible effect.

Best overall system design practice always includes a high-pass filter in the signal chain before the driving amplifier to protect the loudspeaker from over-excursion below box tuning or in the case of a distributed constant voltage installation, to protect the driving amplifier from the ill-effects of transformer saturation. The ZX1i-T incorporates patented ASC (Automatic Saturation Compensation) technology to prevent transformer saturation at low frequencies. Unlike typical transformer equipped loudspeaker systems, an installation of Electro-Voice ZX1i-T loudspeakers does not require the high-pass filter frequency to be raised as more loudspeakers are added to the line because the driving amplifier is protected by ASC from saturation-induced overload, distortion, and possible failure. Best of all, *there is no perceivable difference in sound quality between transformer and non-transformer versions of ZX1i loudspeakers.* The same 50 Hz high-pass filter is used for both, regardless of the number of loudspeakers on the line.

Technical specifications

Frequency Response (-3 dB):	60 Hz - 20 kHz ¹
Frequency Range (-10 dB):	48 Hz – 20 kHz ¹
Rec. Hi-pass Frequency:	40 Hz
Axial Sensitivity:	94 dB (1W/1m) ¹
Max Calculated SPL:	123 dB
Coverage (H x V):	90 x 50
Rated System Power:	200 W Cont. ² , 400 W Prog., 800 W Peak
LF Transducer:	EV8L, 203 mm (8 in) Driver
HF Transducer:	DH2005, 25 mm (1 in) Exit Compression Driver
Crossover Frequency:	1.7 kHz
Nominal Impedance:	8 Ω
Minimum Impedance:	6 Ω
"T" Version Wattage Taps:	70V – 6, 12.5, 25, 50, 100, 8 Ω by p0V – 12.5, 25, 50, 100, 8 Ω bypass
Connectors:	4-Pin Phoenix Connector
Enclosure Material:	ABS resin
Suspension:	Integrated QuickSAM Heavy-Duty Strong-Arm Mounting Bracket
Grille:	Polyester Powder Coated, 18GA Galvanized Steel
Dimensions (H x W x D):	451 mm x 282 mm x 263 mm (18 in x 11 in x 10 in)
Net Weight:	8.4 kg (18.5 lb) without Transformer 10.4 kg (23.0 lb) with Transformer
Shipping Weight:	10.2 kg (22.5 lb) without Transformer 12.3 kg (27.0 lb) with Transformer

¹ Half Space Measurement.

² IEC Pink Noise, 6 dB Crest Factor.

System overview

Architectural and Engineering Specifications:

The loudspeaker shall be a two-way system consisting of one (1) 8 inch (102 mm) low-frequency transducer, a 1.25 inch titanium diaphragm true high frequency compression driver with rotatable horn and a frequency dividing network installed in a vented enclosure. The network shall include a full-range passive limiter for total system protection. The high frequency compression transducer shall drive a horn to evenly cover a pattern of either 90° by 50° or 100° by 100°. The horn shall be rotatable to allow for horizontal or vertical mounting of the cabinet. The enclosure shall be molded of high impact ABS resin.

The finish shall be a paintable black or white. The grille shall be zinc plated, powder coated for corrosion resistance, and equipped with both hydrophobic cloth and acoustic foam. The loudspeaker position shall be adjustable over a range of 100° horizontally and 45° vertically.

The support bracket shall be low profile and integral with the enclosure. The bracket shall allow for a quick snap fit mounting of the speaker enclosure for placement before securing. The speaker terminals shall include a 4-pin removable Phoenix style connector to allow for signal pass through. The system shall be weather resistant to MIL Spec 810 and IEC 529 test conditions.

The loudspeaker shall be available with a 100 watt transformer for 70 or 100 volt operations. The speaker shall have ASC for protection against transformer saturation overload. There shall also be an 8 ohm bypass position on the wattage selector switch to enable 8 ohm operation from these models.

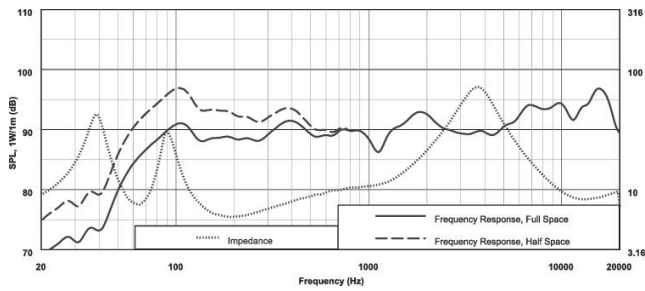
The loudspeaker system shall meet the following performance criteria: Power handling, 200 watts long term program using IEC268-5 shaped pink noise; Frequency response, 48 Hz–20 kHz (-10 dB from rated sensitivity); Pressure sensitivity, 94 dB at one (1) watt, 60 Hz–20 kHz at one (1) meter; Impedance, 8 ohms nominal, 6 ohms minimum. The enclosure shall be 18 inch (451 mm) high, 11 inch (282 mm) wide, 10 inch (263 mm) deep. Net weight shall be 18.5 lb (8.4 kg) for non-transformer versions and 23.0 lb (10.4 kg) for transformer versions.

Caution!

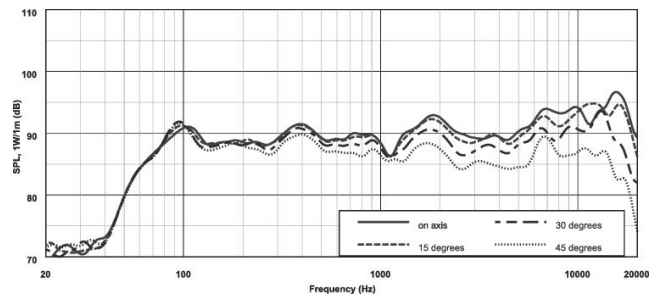
This Electro-Voice loudspeaker should be suspended overhead only in accordance with the procedures and limitations specified in the User's Manual and possible manual update notices. This system should be suspended with certified rigging hardware by an authorized rigging professional and in compliance with local, state, and federal overhead suspension ordinances.



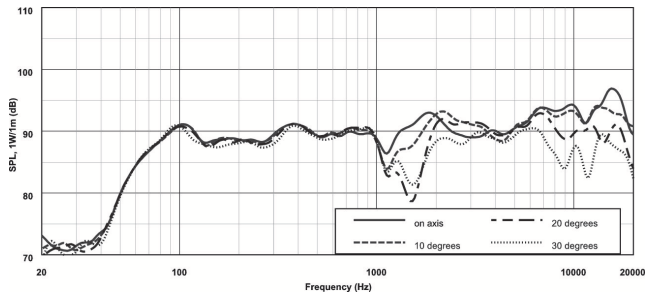
Frequency Response and Impedance:



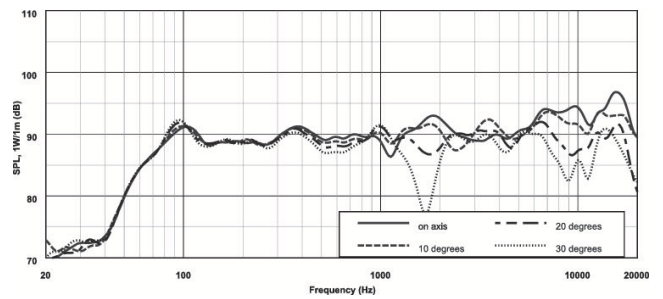
Horizontal Off Axis Frequency Response:



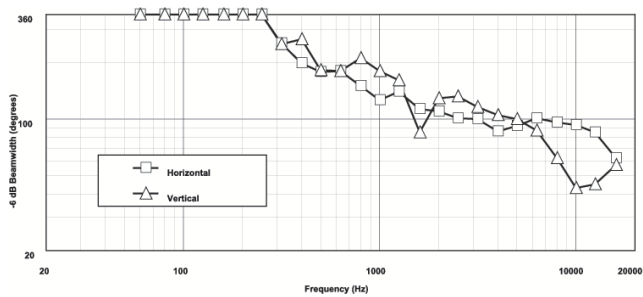
Vertical Off-Axis Frequency Response (Up):



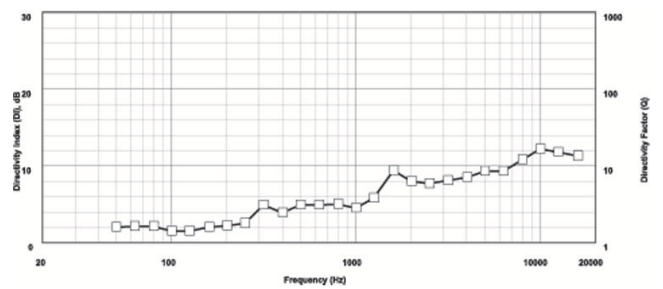
Vertical Off-Axis Frequency Response (Down):



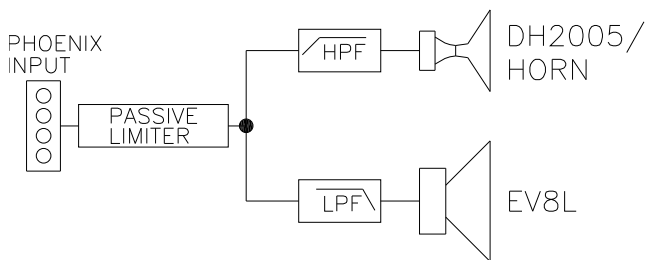
Beamwidth:



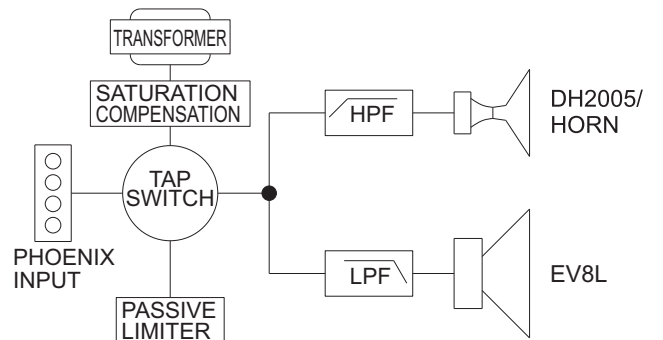
Directivity:



Block Diagrams:



ZX1i (Non-Transformer) and ZX1i (With transformer) in 8 Ω mode

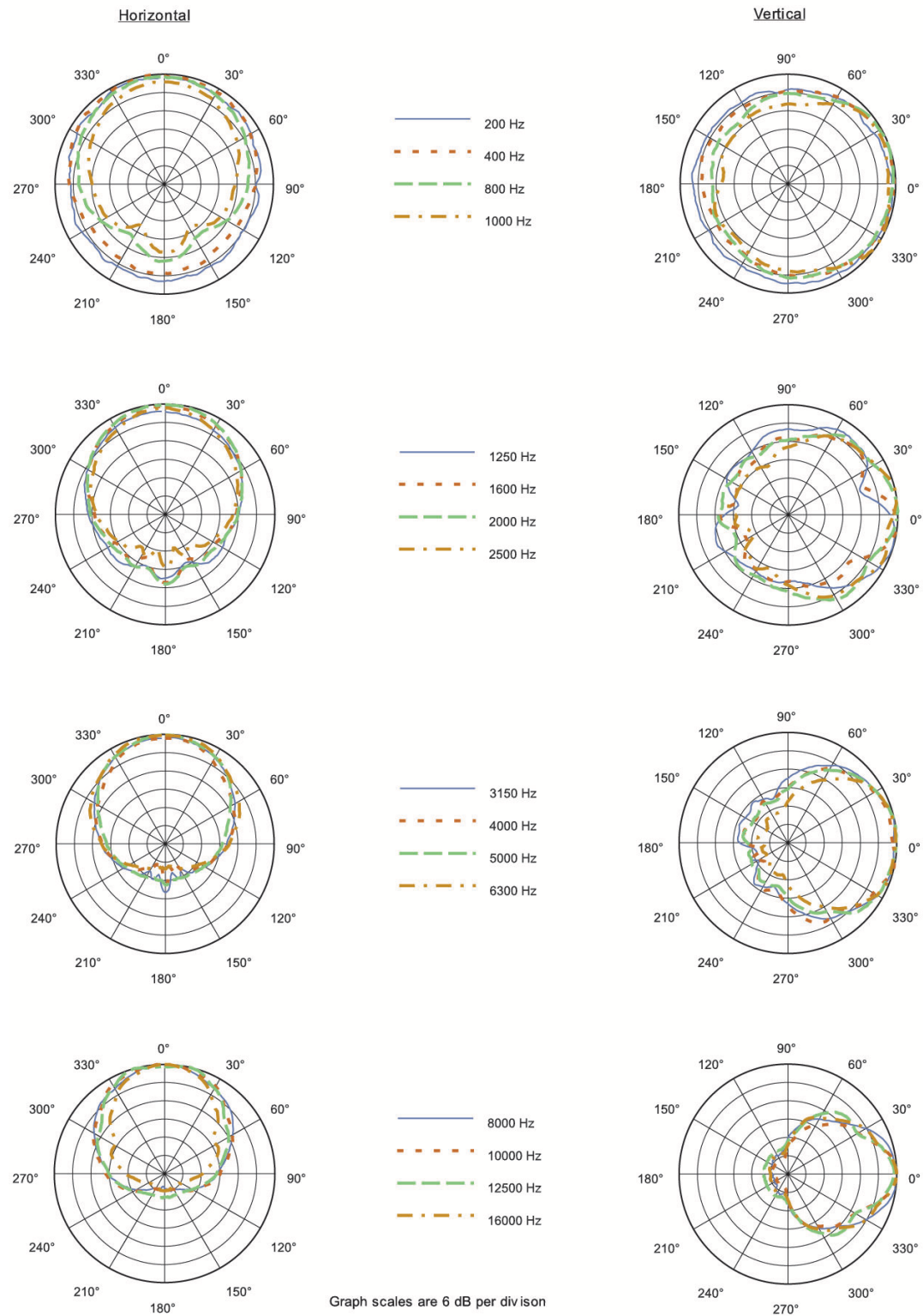


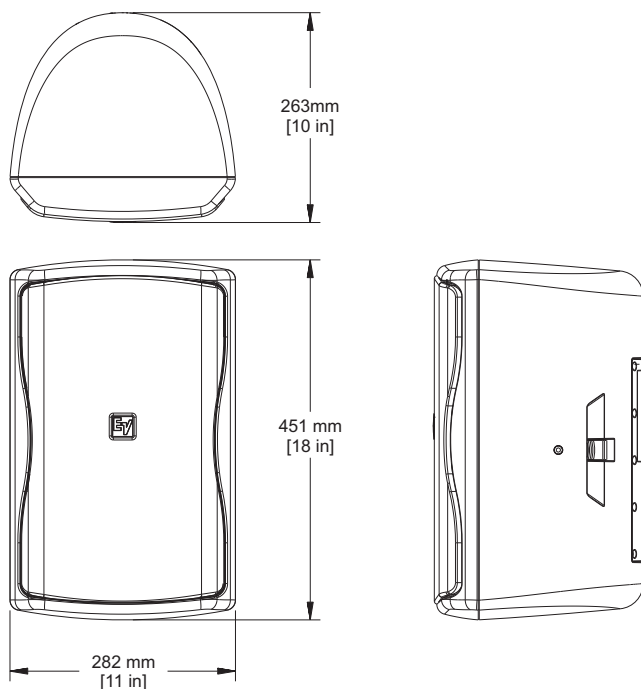
ZX1i (With transformer)

Horizontal and Vertical Polar Response:

(Polar plots 1/3 octave)

force i polars



Dimension Drawing:

Compatible System Solutions:

CPS2T	CPS2T Power Amplifier ³
CPS2.8	CPS2.8 Power Amplifier ³

3. Contact your sales representative for voltage information.

Certifications and approvals

EN54-24 type B certification 1438/CPD/0323 with TC-ZX1i cover (*Sold separately*) installed (**Only available in select regions**)

Ordering information**ZX1i-90B**

8" 2-way, 200 W, 90° x 50°, install version, strong arm mount; black
Order number **ZX1i-90@HE**

ZX1i-90W

8" 2-way, 200 W, 90° x 50°, install version, strong arm mount; white
Order number **ZX1i-90W@HE**

ZX1i-90TB

8" 2-way, 200 W, 90° x 50°, install version, transformer, strong arm mount; black
Order number **ZX1i-90T@HE**

ZX1i-90TW

8" 2-way, 200 W, 90° x 50°, install version, transformer, strong arm mount; white
Order number **ZX1i-90TW@HE**

Accessories**MP1-B**

MP1-B, Mounting plate kit, ZX1 speaker system, black
Order number **MP1-B**

AB-ZE

Array bracket adapter for 2 or 4 ZX1
Order number **AB-ZE-LB**

TCA-ZX1

TCA-ZX1 truss clamp adapter for ZX1
Order number **TCA-ZX1-LB**

TC-ZX1i-BLK

TC-ZX1i, Terminal cover black
Order number **TC-ZX1i-BLK-LB**

TC-ZX1i-WHT

TC-ZX1i-WHT, Terminal cover white
Order number **TC-ZX1i-WHT-LB**

CB1

ZX1 carrying bag, includes shoulder strap and accessory pockets
Order number **CB1**

SC-ZX1

ZX1 slip cover
Order number **SC-ZX1**

Represented by:

Germany:

Bosch Sicherheitssysteme GmbH
Robert-Bosch-Ring 5
85630 Grasbrunn
Germany

Bosch Security Systems, Inc.
12000 Portland Avenue South
Burnsville MN 55337
USA

www.electrovoice.com