

G-LCD Series: Instructions for Use

Version 120124



It is very important to center the LCD/LED/Plasma display(s) in the case. This provides the greatest protection during transport.



If shipping via common carrier, case must be upright and securely strapped to pallet with casters removed. Truck freight only.

Helpful Tip

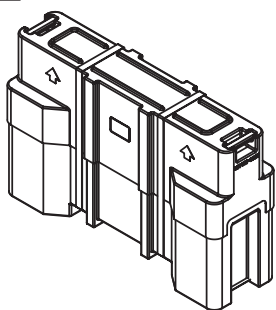
- On units equipped with (2) swivel casters: It is easiest to roll case by pushing from the end with swivel casters. This makes steering the case possible.

- The swivel casters feature a braking mechanism that will lock the wheels. The brake is activated and deactivated by depressing a lever with your foot.

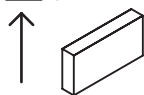
1 Unpack case-

You should have:

G-LCD / G-LED-2X Case

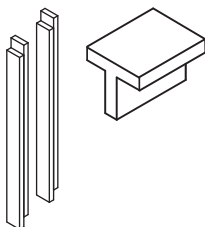


Universal Foam Blocks (x2)
(Conformable/repositionable)



- OR -

1/2" Foam Strips (x6)
T-Shaped Foam Blocks (x2)
(Screen Separator, LED-2X Models)

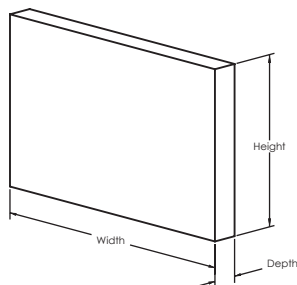


Caster Kit (4pcs)
(Assembly instructions inside box)



2 Measure your screen-

Please note: Width | Height | Depth



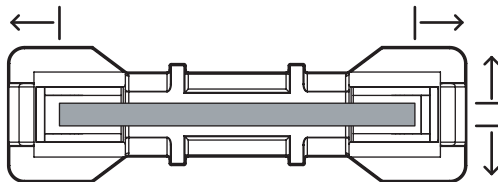
3 Confirm fit-

Using table below:

Model	W	H	D
G-LCD-2632	26" - 32"	< 23"	2.5" - 5.5"
G-LCD-4042	37.5" - 41.5"	< 30"	2.5" - 5.5"
G-LCD-4647	41.5" - 45.5"	< 30"	2.5" - 5.5"
G-LCD-5055	48" - 52"	< 32"	2.5" - 5.5"
G-LED-3747-2X	36" - 45.5"	< 30"	.5" - 2"
G-LED-5055-2X	45.5" - 52"	< 30"	.5" - 2"

4 Position display in case-

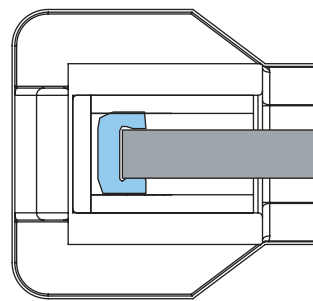
Center left to right, front to back:



5 Position foam to secure display-

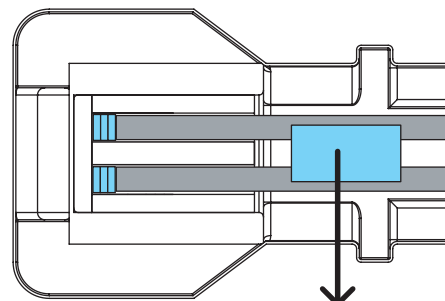
5a) Universal Foam Block (G-LCD models):

- 1) Position by wrapping the universal foam block around the end of the screen.
- 2) Foam will compress and conform to the shape of the screen.
- 3) Press foam down into case end supports, so top of universal foam block is even with pre installed foam on end support.
- 4) The compressed foam will hold screen in position, while preventing front to back movement during transport.
- 5) Universal foam block can be repositioned for use with different screen sizes.

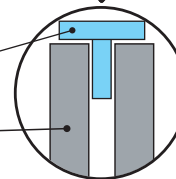


5b) 1/2" Foam Strips and T-Shaped Foam Blocks (G-LED-2X models):

- 1) The 1/2" foam strips have carpet and hook-side Velcro to allow adjustments to the Width and Depth of the display screen end supports. |
- 2) On G-LED-2X models, the vertical portion of the T-Shaped Foam Block should be inserted between the two LED display screens. The horizontal portion will be supported by the top edge of the LED display screens. The vertical portion of the foam acts as a spacer to separate the displays when inside the case.



T-Shaped Foam
LED Display



Gator Cases, Inc.
18922 Dale Mabry Hwy N
Lutz, FL 33523
USA

Phone: 813-221-4191
Web: gatorcases.com