

Setup Guide

Table of Contents

1) Introduction 1

2) Specifications. 2

3) Package Contents 2

4) Unit Layout & Description 3

5) Connection and Operation 4

6) Connection Diagram. 4

7) Warranty. 4

Notice

KanexPro™ reserves the right to make changes in the hardware, packaging and any accompanying documentation without prior written notice.



Introduction

1x4 HDMI Splitter with Cat5/6 Outputs

The KanexPro HDMI splitter is a one transmitter and four receivers set amplifier that, enables HDMI or DVI signals to be routed over distances up to 100 ft. significantly beyond the capability of standard HDMI and DVI cables. When connected together using two economical and installer friendly CAT5e/6 cables, the transmitter inputs the HDMI signal into four – identical outputs simultaneously from the provided receivers. This HDMI amplifier offers an ideal, cost effective means for extending digital video, multi-channel audio, and control signals from HDMI or DVI-equipped devices.

Each receiver works with the splitter as a full functional unit enabling full 1920 x 1080p resolution. This professional HDMI to CAT5e/6 splitter is optimized for a variety of installation environments including digital signage, classroom and medical imaging markets.

Features:

- Distribute HDMI over Single Cat5/6 - High Resolution Audio and Video
- HDMI Output for a local display
- Supports data rates up to 1.65 Gbps per channel
- Supports full HD 1080p (1920 x 1080@60Hz)
- Computer resolution up to WUXGA (1920 x1200@60Hz)
- Supports 5.1, 7.1 Digital Audio and uncompressed LPCM
- HDCP compliant
- Full EDID support
- Support 8bit per channel (24bit all channel) deep color
- Extends up to 100 ft./30m (1080p) of output single CAT5e or Cat6 cable
- Extends up to 150ft./46m (1080i) of output single CAT5e or Cat6 cable
- Rack-Mountable
- Easy installation and set up

2

Specifications

Interface: Transmitter
 Input: HDMI x1 / Cat5e x4

Receiver
 Output: HDMI x1 / Cat5e x1 per receiver

Operating Frequency: Video Amplifier Bandwidth of 1.65 Gbps per Channel
 Vertical Frequency Range 50/60Hz

Color Depth: 8bit per channel

Resolutions (HDTV): 480i/576i/480p/576p/720p/1080i/1080p

Power Supply: HDMI Splitter Amplifier: 5V DC@3A, 15W
 Receiver: 5V DC@2A, 5W

Environmental: Operating Temperature: 0°C to +70°C
 Operating Humidity: 10% to 85 % RH (no condensation)
 Storage Temperature: -10°C to +80°C
 Storage Humidity: 5% to 90 % RH (no condensation)

Regulatory Approvals Converter: FCC, CE, UL

Regulatory Approvals Power Supply: FCC, CE, UL

Dimensions: HDMI Splitter Amplifier: 10.6"x7"x1.6" (270x180x40mm)
 Receiver: 3.9"x2.5"x1" (99x64x25mm)

Weight: HDMI Splitter Amplifier: 2.9lbs (1300g)
 Receiver: 0.84lbs (192g)

Warranty: 1 Year limited

3

Package Contents

Packaging of Main Unit

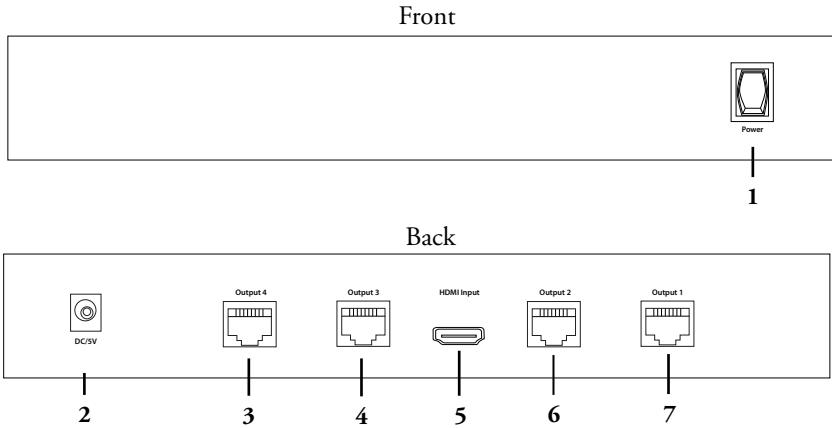
- 1)HDMI Splitter Amplifier
- 2)Users Manual
- 3)5V DC@3A Power Supply x1

Packaging of Accessories

- 4)Receiver x4
- 5)5V DC@2A Power Supply x4

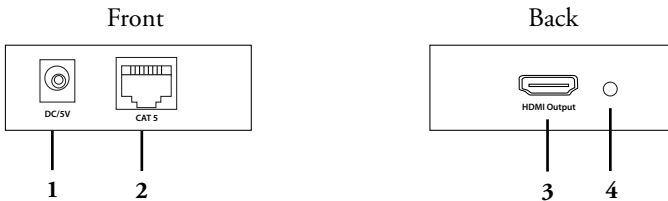
Unit Layout & Description

Transmitter



- 1) Power Switch
 - a. Manually powers on and off the unit.
- 2) DC 5v Power connector
 - a. Connect the power supply to this port
- 3) Cat 5e/6 port
 - a. Connect a Cat 5e/6 cable from Output 1 to the Receiver
- 4) Cat 5e/6 port
 - a. Connect a Cat 5e/6 cable from Output 1 to the Receiver
- 5) HDMI Input
 - a. Connect the HDMI source device (DVD player, set top box, gaming console) to this port
- 6) Cat 5e/6 port
 - a. Connect a Cat 5e/6 cable from Output 1 to the Receiver
- 7) Cat 5e/6 port
 - a. Connect a Cat 5e/6 cable from Output 1 to the Receiver

Receiver



- 1) DC 5V Power Connector
 - a. Connect the power supply to this port
- 2) Cat 5e/6 Port
 - a. Connect the Cat 5e/6 from the Splitter Amplifier to this port
- 3) HDMI Output
 - a. Using an HDMI cable connect the HDMI display to this port
- 4) Power LED
 - a. When LED indicator is lit then the unit is powered on

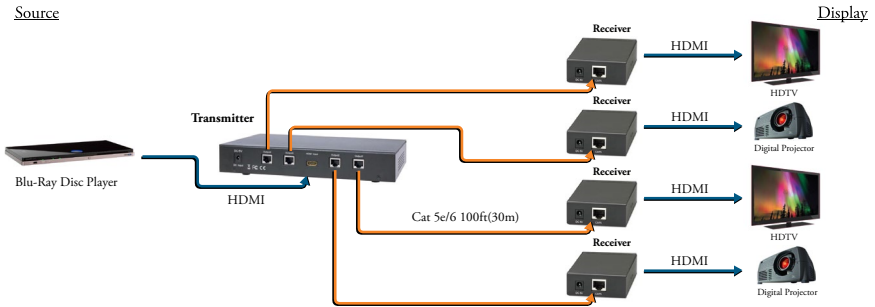
5

Connection and Operation

- 1) Connect the HDMI source (Blu-ray™ Player, PS3™, Set Top Cable Box, etc) to the HDMI input on the Splitter Amplifier unit via an HDMI cable
- 2) Connect a Cat 5e/6 cable to the Output of the Splitter Amplifier unit and the CAT5 input port on the Receiver
- 3) Using another HDMI cable connect the cable to the HDMI Output port on the Receiver unit to your HDMI display (HDTV, projector, monitor, etc)
- 4) Plug the 5V@3A power supply into the Splitter Amplifier unit and the 5V@2A power supply into each Receiver

6

Connection Diagram



7

Warranty

A. Limited Warranty

KanexPro™ warrants that (a) its products (the "Product") will perform greatly in agreement with the accompanying written materials for a period of 12 months (1 full year) from the date of receipt and (b) that the product will be free from defects in materials and workmanship under normal use and service for a period of 1 year.

B. CUSTOMER REMEDIES

KanexPro's entire liability and Customer's exclusive remedy shall be, at KanexPro option, either return of the price paid for the product, or repair or replacement of the Product that does not meet this Limited Warranty and which is returned to KanexPro with a copy of customer's receipt. This Limited Warranty is void if failure of the Product has resulted from accident, abuse, or misapplication. Any replacement Product will be warranted for the remainder of the original warranty period or 1 year, whichever is longer.

C. NO OTHER WARRANTIES

TO THE MAXIMUM EXTENT PERMITTED BY APPLICABLE LAW, KANEXPRO DISCLAIM ALL OTHER WARRANTIES, EITHER EXPRESS OR IMPLIED, INCLUDING, BUT NOT LIMITED TO IMPLIED WARRANTIES OF MERCHANTABILITY AND FITNESS FOR A PARTICULAR PURPOSE, WITH REGARD TO THE PRODUCT AND ANY RELATED WRITTEN MATERIALS. THIS LIMITED WARRANTY GIVES CUSTOMER SPECIFIC LEGAL RIGHTS. CUSTOMER MAY HAVE OTHER RIGHTS DEPENDING ON THE JURISDICTION.

D. NO LIABILITY FOR DAMAGES

TO THE MAXIMUM EXTENT PERMITTED BY APPLICABLE LAW, IN NO EVENT SHALL KANEXPRO BE LIABLE FOR ANY DAMAGES WHATSOEVER (INCLUDING WITHOUT LIMITATION, SPECIAL, INCIDENTAL, CONSEQUENTIAL, OR INDIRECT DAMAGES FOR PERSONAL INJURY, LOSS OF BUSINESS PROFITS, BUSINESS INTERRUPTION, LOSS OF BUSINESS INFORMATION, OR ANY OTHER PECUNIARY LOSS) ARISING OUT OF THE USE OF OR INABILITY TO USE THIS PRODUCT, EVEN IF KANEXPRO HAS BEEN ADVISED OF THE POSSIBILITY OF SUCH DAMAGES.

KanexPro™

Brea, California

KanexPro.com

MPN: HD4PSPE

HDMI, the HDMI Logo, and High-Definition Multimedia Interface are trademarks or registered trademarks of HDMI Licensing LLC in the United States and other countries. Kanex is a trademark of Apogee Inc., registered in the U.S. HDBaseT™ is a trademark of HDBaseT™ alliance. Blu-Ray is a trademark of Blu-ray Disc Association. Playstation is the registered trademark of Sony Computer Entertainment Inc.