

## DESCRIPTION

The IDW-112 is an optically isolated DMX splitter with one DMX input and twelve independent DMX output circuits.

The DMX input is overcurrent and overvoltage protected in each of the three DMX lines (Data-, Data+, and Common).

Each of the twelve DMX output circuits also have overcurrent and overvoltage protection in each of the three DMX lines (Data-, Data+, and Common).

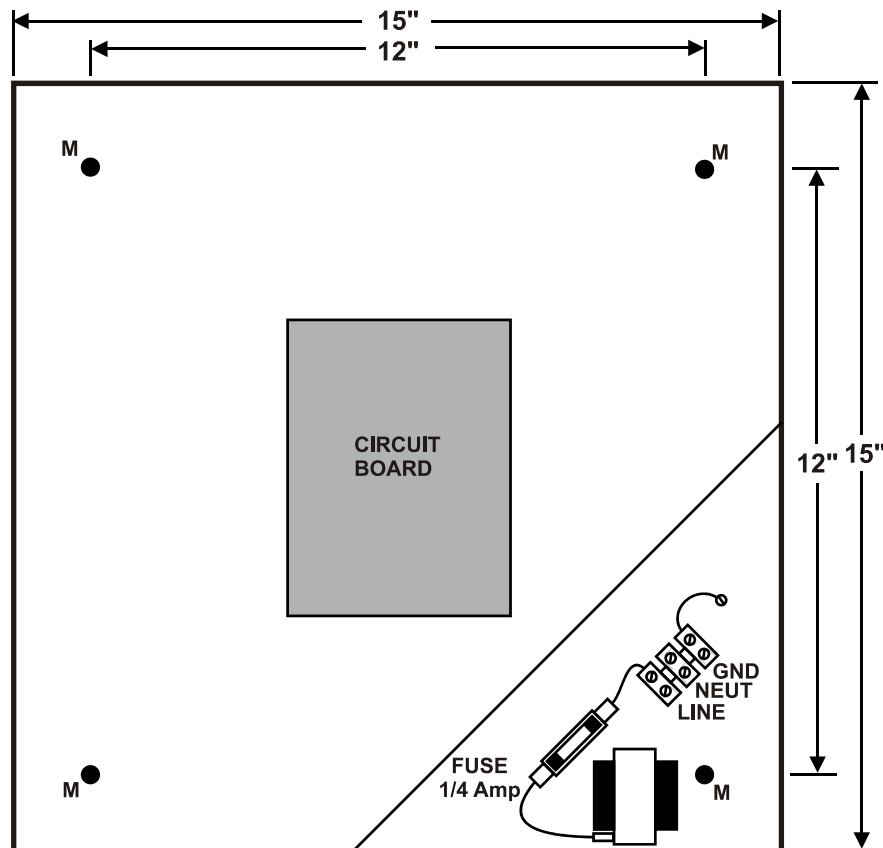
The unit is supplied in a wall mount metal box with appropriate mounting holes. Knockouts are provided for power and signal access.

The IDW-112 is intended for **INDOOR USE ONLY**.

DMX IN and DMX OUT connections are push on connectors with screw down terminals.

The units dimensions are 15"W X 15"H X 3.25"D.

IDW-112 FACE VIEW (Cover Removed)

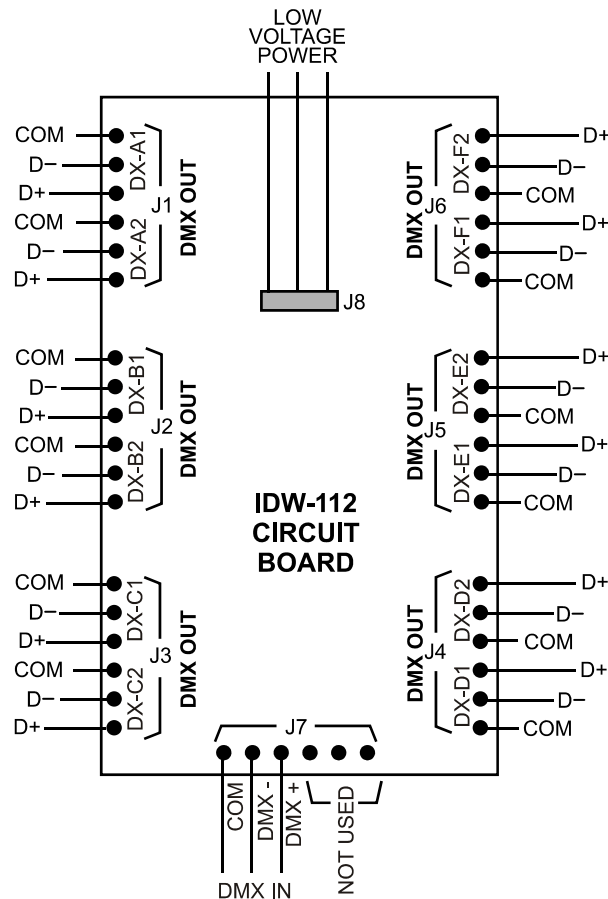


Chassis depth is 3.25".

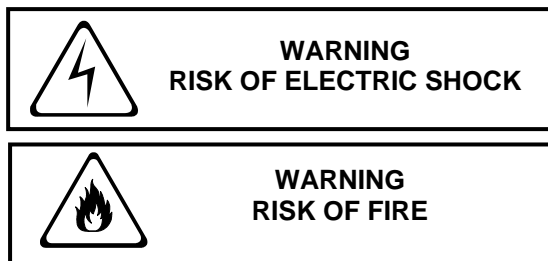
M = Mounting Holes: 0.255" DIAM. Will accept a 1/4 - 20 bolt.

Four dual knockouts are provided on each side and on the top and bottom.

IDW-112 INTERNAL CIRCUIT BOARD



INSTALLATION



**REMOVE ALL POWER FROM THE UNIT BEFORE MAKING OR CHANGING ANY CONNECTIONS**

**POWER SUPPLY**

The IDW-112 operates from 120 VAC, 60Hz power and has a 1/4 Amp fuse. Power should be connected to the 3 pole terminal strip as shown in the diagram IDW-112 FACE VIEW.

**SIGNAL CONNECTIONS**

All DMX input and output connections are made directly on the circuit board.

Six connectors with screw down terminals are provided. There are two DMX output signals on each connector. Each DMX output signal consists of 3 connector terminals (COM, D-, D+). The diagram IDW-112 INTERNAL CIRCUIT BOARD above shows all signal connections.

**OPERATION**

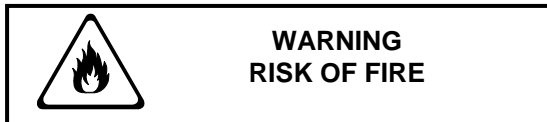
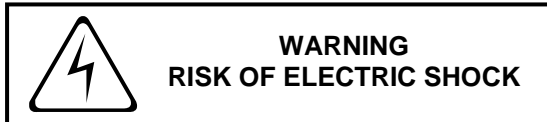
Operation is automatic when power is applied and a DMX input signal is connected.

The circuit board contains a **RED** LED power indicator which is on when power is applied.

A **GREEN** LED DMX indicator is on when a DMX input signal is present.

## MAINTENANCE

### FUSE REPLACEMENT



### REMOVE ALL POWER FROM THE UNIT BEFORE HANDLING OR REPLACING THE FUSE

The fuse is shown in the IDW-112 FACE VIEW diagram. Replace the fuse **ONLY** with a 1/4 Amp, 250V, Fast Acting Fuse. The fuse is 1 1/4" long and 1/4" diam..

### OTHER USER MAINTENANCE

There are no other user servicable parts in the unit. Internal service on the unit by other than Lightronics authorized agents will void the warranty.

Dealer and Lightronics factory personnel can help you with operation or maintenance problems. Please read the applicable parts of this manual before calling for assistance.

If service is required - contact the dealer from whom you purchased the unit or contact Lightronics, Service Dept., 509 Central Drive, Virginia Beach, VA 23454



All Lightronics products are warranted for a period of TWO/FIVE YEARS from the date of purchase against defects in materials and workmanship.

---

This warranty is subject to the following restrictions and conditions:

- A) If service is required, you may be asked to provide proof of purchase from an authorized Lightronics dealer.
- B) The FIVE YEAR WARRANTY is only valid if the warranty card is returned to Lightronics accompanied with a copy of the original receipt of purchase within 30 DAYS of the purchase date, if not then the TWO YEAR WARRANTY applies. Warranty is valid only for the original purchaser of the unit.
- C) This warranty does not apply to damage resulting from abuse, misuse, accidents, shipping, and repairs or modifications by anyone other than an authorized Lightronics service representative.
- D) This warranty is void if the serial number is removed, altered or defaced.
- E) This warranty does not cover loss or damage, direct or indirect arising from the use or inability to use this product.
- F) Lightronics reserves the right to make any changes, modifications, or updates as deemed appropriate by Lightronics to products returned for service. Such changes may be made without prior notification to the user and without incurring any responsibility or liability for modifications or changes to equipment previously supplied. Lightronics is not responsible for supplying new equipment in accordance with any earlier specifications.
- G) This warranty is the only warranty either expressed, implied, or statutory, upon which the equipment is purchased. No representatives, dealers or any of their agents are authorized to make any warranties, guarantees, or representations other than expressly stated herein.
- H) This warranty does not cover the cost of shipping products to or from Lightronics for service.
- I) Lightronics Inc. reserves the right to make changes as deemed necessary to this warranty without prior notification.