

# Rack Mount Dimmer

- 8 Channels
- 2400W per Channel
- LMX-128 & DMX-512
- Fast Acting Magnetic Circuit Breakers
- Dim/Non-Dim Mode by Channel
- 8 Chases
- Softpatch
- 120/240V 80 Amp
- UL-508 Compliant

**RD82**  
Rack Mount Dimmer



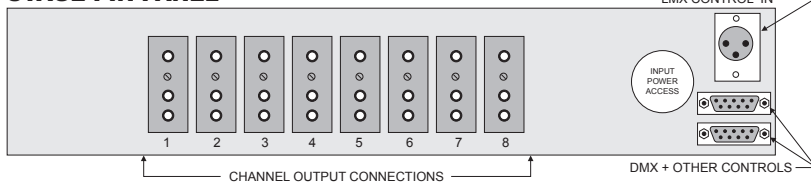
The RD82 is a 19,200 Watt, 8 channel, rack mount lighting dimmer. It is suitable for church, stage, theater, school, night club, live performances and other event and artistic applications. Each of the channels has a capacity of 2400 Watts. It is controlled via low voltage signals which may be LMX-128 (3 wire multiplex), or USITT DMX-512. The unit is fan cooled. Channels may be independently assigned from the unit. The unit is over temperature and over voltage protected and has a magnetic circuit breaker for each channel. The RD82 also has several "stand alone functions" which enable it to operate without a control console. These functions include a storable scene which may be activated by an external switch closure, a programmable chaser, and 7 factory set chase patterns.

Control Output Connection Options: Duplex outlet panel with 2 connections per channel, External terminal strip (includes knockout cover), Stagepin panel with 1 connection per channel, Patchbay panel with 4 powerlock connections per channel, Socapex connector panel (wiring per customer selection)

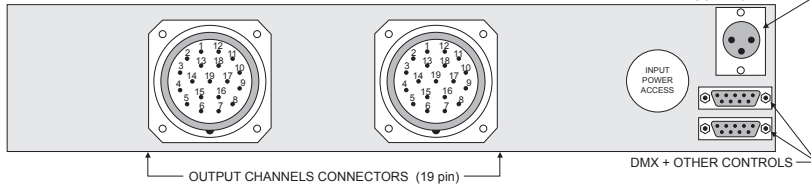
SPECIFICATIONS			
Channels/Capacity:	8 @ 2400 Watts each	Display:	Dimmer Levels, Scene/Chase/Control Signal Status and Setup Menus
Power Input:	2 HOTS of 120VAC Single/Three Phase 80 Amps per Hot Input Under Full Load	Control Sources:	DMX-512, LMX-128
Overload Protection:	20 Amp Fast Acting Circuit Breakers	Local Control:	Dimmers may be adjusted without a console
System Addressability:	Softpatch any dimmer channel to any control channel	Internal Scene:	Level memory with 2 second fade rate, pile-on mode
Cooling:	Variable speed fan with auto shutdown	Remote Switch:	Scene ON/OFF, Chase ON/OFF, or Not Used
Filtering:	350 Microseconds Minimum Rise Time	Chase Patterns:	7 Preset, 1 User Programmable
Relay Mode:	Each individual channel may be set for relay mode	Chase Steps:	32 Maximum
Minimum Load:	15 Watts	Step Rates:	1/4 Second Increments, 1/4 Second to 16 1/2 Minutes
		Size:	19"W x 3.5"H x 13"D
		Weight:	27 Pounds

# Rack Mount Dimmer

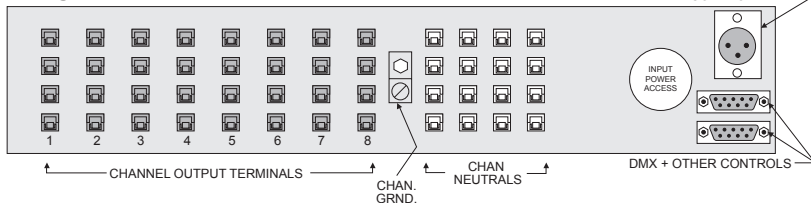
## STAGE PIN PANEL



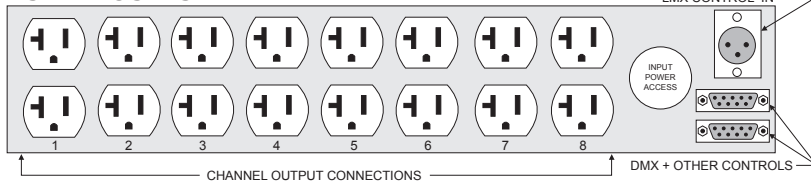
## SOCAPEX CONNECTOR PANEL



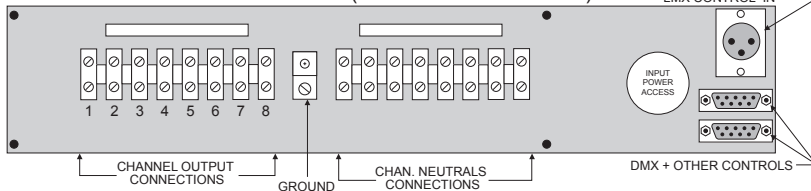
## PATCH BAY PANEL



## DUPLEX OUTPUT PANEL



## EXTERNAL TERMINAL STRIP (includes knockout cover)



## Architect & Engineer's Specifications

The dimming system shall have 8 circuits with a load capacity of 2400 Watts per circuit. Each circuit is protected by a 20 Amp fast acting magnetic circuit breaker. An allowance of 200% overhead capacity is employed in the circuit design. The dimming system shall have a rise time of not less than 350 microseconds.

Programming setup and memory attributes is via a front panel LCD display with keypad controls. A user may program the system setup, dimmer attributes of Dim or Relay, Softpatch, a single scene memory and a chase via the front panel display and keypad controls. There are seven preset chases and one user programmable chase, a maximum of 32 steps are available in the chase, chase steps are programmable in 1/4 Sec. increments, 1/4 sec to 16 1/2 Minutes in length. The single scene and chase on/off are recalled via contact closure. The dimming system uses the USITT standard DMX-512 protocol and LMX-128 protocol for direct control of the dimming circuits.

Power requirements of the dimming system shall be 2 hots of 120VAC Single/Three phase service. Capacity shall be 80 Amps per leg. DMX-512 and contact closure are connected through a standard DB9 connector, a ribbon connector is used to pass data to subsequent RD series dimmers. A variety of electrical output connections are available including Stage Pin, Socapex, Patch Bay (Powerlock), Duplex (Edison) and External Terminal Strip. Mounting of the dimming system shall be on standard 19" EIA rack mount. All components and sub-systems of the dimming system shall be UL recognized and conform to the standards set forth.

Dimensions are 3.5"H x 19"W x 13"D and the weight shall be 27 lbs.

The dimming system shall be a Lightronics RD82.

To view and/or download the Owner's Manual click here: [www.lightronics.com/manuals/rd82m.pdf](http://www.lightronics.com/manuals/rd82m.pdf)