



Lowel eXchange System Lamphead Instructions

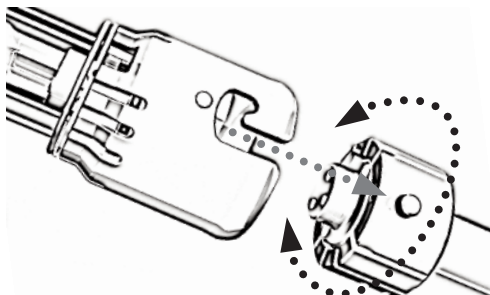


For: RIFA[®]eX[®] & SOFTCORE[™]

The modular / interchangeable lampheads of the Lowel eXchange System offer versatility to Rifa eX and SoftCore users. Larger models of Rifa eX can use lower wattage & lower voltage tungsten halogen lamps, or screw-threaded daylight fluorescent lamps. SoftCore users can select the right screw-threaded fluorescent lamphead & lamp to match the size of their softbox and output needs.




Exchanging Heads on Rifa eX & SoftCore



The Lowel eXchange System Lampheads are professional lighting instruments. Read these instructions plus Rifa eX & SoftCore instructions fully, as well as lamp manufacturer's warnings, before operating. If you need Rifa eX or SoftCore instructions, visit the Instructions downloads section of www.lowel.com

- Both Rifa eX and SoftCore fixtures use the same mounting system and share screw-threaded fluorescent lampheads, however Rifa eX has 2 tungsten-halogen lampheads which cannot be used by SoftCore.
- To remove head, make sure fixture is on a stand, unplugged, and lamphead, if installed, is cool to touch.
- For FLO-X1, FLO-X3 or FLO-X5 heads, install & remove lamphead without their lamps installed.

- To remove lamphead, push & twist until fixture base pins line up with cutouts in lamphead, then carefully remove head.
- To install lamphead, line up larger & smaller J-hook cutouts on head with larger & smaller pins on fixture base.
- With lamphead securely in place, carefully install lamp(s). Grasp fluorescent lamps by base to remove or install.
- See images below for further information. Example shown is Rifa eX, but same techniques apply for SoftCore.



Carefully remove lamphead.



Orient replacement head J-hook cutouts with correct pins (1 larger, 1 smaller).



Push in and twist lamphead, locking light fixture base side pins to J-hook cutout. Install flo lamps carefully by holding lamp base.

Notes for Rifa eX Users

If you use the fluorescent accessory heads, you will find that you can't pack up the Rifa eX with them installed. Recommended practice is to store the Rifa eX with its supplied lamphead installed. It is not necessary to remove the supplied standard head when storing or shipping the light. When storing the accessory lampheads, use the supplied protective cap to cover the lamphead connection pins. Store screw-threaded fluorescent lamps in Lamptubes.

If you use your Rifa eX with its standard supplied lamphead, you would still set up & strike in the normal manner. The supplied head for the Rifa eX models 55, 66 & 88 is the TH-X1000. The supplied head for the Rifa eX 44 is (the lower max. wattage) TH-X300. The TH-X300 head will fit the 55, 66 & 88 Rifa eXs, but the TH-X1000 will not fit the Rifa eX 44. See the below charts for more information. Neither TH-X1000 nor TH-X300 heads will fit the Lowel SoftCore.

See reverse side for info on fluorescent lampheads to use with Rifa eX & SoftCore.

TH-X1000 (not for SoftCore)

Standard Lamphead for all Rifa eX models **except EX 44**



Tungsten-halogen Lamp

Lamp/Beam Data

Lamp Code	Volts	Watts	°K	Avg Life	FC (lux)5'	FC (lux)10'
For Rifa eX 55 - Maximum 500w						
EHC	120	500	3200	300 hr	72 (778)	19 (209)
EHD	120	500	3000	2000 hr	69 (745)	18 (198)
JCV 220V-500WBM	220	500	3000	2000 hr	78 (846)	21 (228)
JCV 240V-500WBM	240	500	3000	2000 hr	66 (710)	17 (188)
For Rifa eX 66 - Maximum 750w (May also use lamps for LC-55)						
EHF	120	750	3200	300 hr	109 (1180)	30 (326)
EHG	120	750	3000	2000 hr	89 (962)	24 (262)
FKR/240	240	650	3200	300 hr	92 (990)	25 (270)
For Rifa eX 88 - Maximum 1000w (May also use lamps for LC-66)						
FEL	120	1000	3200	300 hr	195 (2110)	56 (608)
FEP / 220	240	1000	3200	150 hr	178 (1920)	53 (567)
FEP / 240	240	1000	3200	150 hr	160 (1730)	45 (491)

TH-X300 (not for SoftCore)

Standard lamphead for Rifa eX 44. Fits all Rifa eX models.



Tungsten-halogen Lamp

Lamp/Beam Data

Lamp Code	Volts	Watts	°K	Avg Life	FC (lux) 5'	FC (lux) 10'
JCV14.5-50WC	12/14	50	3200	100 hr	7 (80)	2 (22)
GCC	12	100	3200	100 hr	8 (81)	2 (22)
GCB	30	200	3200	100 hr	20 (220)	5 (58)
FSH	120	125	3200	100 hr	15 (166)	4 (46)
FVM	120	105	3200	250 hr	14 (148)	4 (40)
FVL**	120	200	3200	200 hr	33 (356)	9 (100)
GCA	120	250	3200	100 hr	39 (418)	10 (111)
CP/96	120	300	3400	75 hr	49 (532)	14 (147)
GLF/P44	230	235	3200	100 hr	35 (381)	9 (102)
CP/97	230	300	3200	75 hr	54 (582)	15 (159)

** Longer life lamp recommendation (slightly lower wattage). These readings taken with Rifa 44 eX. For readings from other Rifa eX models, visit www.lowel.com

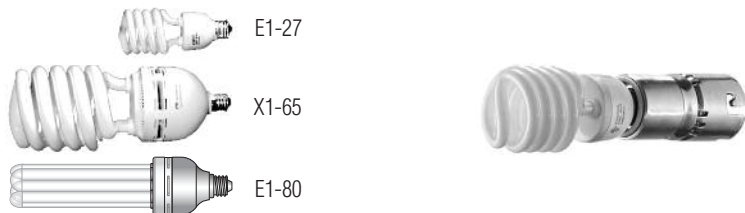


Lowel eXchange System Lamphead Instructions

FLO-X fluorescent lampheads are for use with all Rifa eX models (except FLO-X5 - see below), and SoftCore with appropriately sized softboxes. Choose softboxes that are large enough to have space between lamps & front diffuser when head & lamps are installed. Note: the below readings for SoftCore were taken with a Chimera Video Pro Medium Softbox attached.

FLO-X1 For all Rifa eX models & SoftCore

Daylight Lamps



Fluorescent (or Low Wattage Incandescent), Edison Screw-thread

Lamp/Beam Data

Lamp Code	Volts	Watts	°K	Avg Life	FC(lux) 5'	FC(lux) 10'
-----------	-------	-------	----	----------	------------	-------------

For Rifa eX 44 - Maximum 300w

E1-27	120	27	5500	8000 hr	10 (108)	3 (30)
E1-27E	230	25	5500	8000 hr	11 (114)	3 (31)

For Rifa eX 55 - Maximum 500w

E1-27	120	27	5500	8000 hr	9 (92)	3 (31)
E1-27E	230	25	5500	8000 hr	9 (97)	3 (32)

For Rifa eX 66 - Maximum 750w

E1-27	120	27	5500	8000 hr	10 (113)	3 (32)
E1-27E	230	25	5500	8000 hr	11 (120)	3 (34)
X1-65	120	65	5500	8000 hr	28 (303)	8 (83)

For Rifa eX 88 - Maximum 1000w

E1-27	120	27	5500	8000 hr	10 (113)	3 (32)
E1-27E	230	25	5500	8000 hr	11 (120)	3 (34)
X1-65	120	65	5500	8000 hr	34 (365)	10 (104)

For Lowel SoftCore

E1-27	120	27	5500	8000 hr	8 (91)	3 (29)
E1-27E	230	25	5500	8000 hr	9 (97)	3 (31)
E1-80	120	80	5500	8000 hr	23 (246)	7 (77)
E1-80E	220	80	5500	8000 hr	23 (251)	8 (81)

FLO-X5 For Rifa eX 88 & SoftCore

Daylight Lamps



Fluorescent, Edison Screw-thread

Lamp/Beam Data (with all 5 Lamps Lit)

Lamp Code	Volts	Watts	°K	Avg Life	FC (lux) 5'	FC(lux) 10'
-----------	-------	-------	----	----------	-------------	-------------

For Rifa eX 88

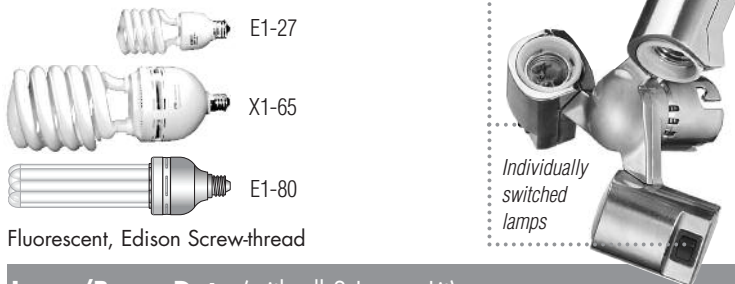
E1-27	120	27	5500	8000 hr	50 (539)	15 (163)
E1-27E	230	25	5500	8000 hr	41 (555)	15 (167)
X1-65	120	65	5500	8000 hr	34 (365)	10 (104)
E1-80	120	80	5500	8000 hr	108 (1167)	33 (351)
E1-80E	220	80	5500	8000 hr	121 (1307)	36 (392)

For Lowel SoftCore

E1-27	120	27	5500	8000 hr	40 (429)	12 (129)
E1-27E	230	25	5500	8000 hr	42 (448)	14 (150)
E1-80	120	80	5500	8000 hr	92 (997)	29 (309)
E1-80E	220	80	5500	8000 hr	94 (656)	31 (331)

FLO-X3 For all Rifa eX models & SoftCore

Daylight Lamps



Fluorescent, Edison Screw-thread

Lamp/Beam Data (with all 3 Lamps Lit)

Lamp Code	Volts	Watts	°K	Avg Life	FC(lux) 5'	FC(lux) 10'
-----------	-------	-------	----	----------	------------	-------------

For Rifa eX 44 - Maximum 300w

E1-27	120	27	5500	8000 hr	23 (250)	6 (69)
E1-27E	230	25	5500	8000 hr	25 (265)	7 (73)

For Rifa eX 55 - Maximum 500w

E1-27	120	27	5500	8000 hr	22 (233)	7 (78)
E1-27E	230	25	5500	8000 hr	23 (252)	8 (85)

X1-65	120	65	5500	8000 hr	64 (696)	18 (199)
E1-80	120	80	5500	8000 hr	60 (653)	18 (190)
E1-80E	220	80	5500	8000 hr	71 (763)	21 (225)

For Rifa eX 66 - Maximum 750w

E1-27	120	27	5500	8000 hr	27 (293)	8 (85)
E1-27E	230	25	5500	8000 hr	29 (309)	8 (89)
X1-65	120	65	5500	8000 hr	67 (722)	18 (196)
E1-80	120	80	5500	8000 hr	58 (623)	17 (186)
E1-80E	220	80	5500	8000 hr	71 (763)	21 (225)

For Rifa eX 88 - Maximum 1000w

E1-27	120	27	5500	8000 hr	28 (307)	8 (88)
E1-27E	230	25	5500	8000 hr	29 (318)	9 (93)
X1-65	120	65	5500	8000 hr	77 (833)	22 (235)
E1-80	120	80	5500	8000 hr	66 (715)	20 (215)
E1-80E	220	80	5500	8000 hr	81 (874)	24 (26)

For Lowel SoftCore

E1-27	120	27	5500	8000 hr	23 (247)	7 (77)
E1-27E	230	25	5500	8000 hr	24 (256)	7 (81)
E1-80	120	80	5500	8000 hr	59 (632)	18 (189)
E1-80E	220	80	5500	8000 hr	61 (656)	18 (194)

Problems, info, repairs, etc.

Lowel equipment and kits are sold through authorized Lowel Dealers and, in some countries, Authorized Lowel Distributors. Repairs, problems, suggestions, and requests for brochures, instructions, parts lists may be handled by your authorized Lowel Dealer (Distributor) or directly with Lowel. Electrical repairs should be made only by Lowel or a qualified electrician. Rifa, eX, & Rifa eXchange® are registered trademarks of Lowel-Light 2010.

Ver 2.0 © Lowel-Light Manufacturing, Inc. 2010

118

Lowel-Light Manufacturing, Inc.



90 Oser Avenue, Hauppauge, N.Y. 11788
Call: 800 645-2522 or 631 273-2500
Fax: 631 273-2557
e-mail: info@lowel.com
www.lowel.com

