

R FR 5012

SERIES 5000

CardModules

2RU Rack Mount Chassis + Power Supply

Description

The primary building block to a Series 5000 system is the rack frame. The RFR 5012 is a 2RU rack mount chassis which can accommodate up to 10 Series 5000 modules, plus a rack controller and primary / redundant power supplies. Each module has its own associated rear connection panel so any mixture of modules can be accommodated with no configuration restrictions.

The frame features integrated cooling via 5 fans housed in the front panel and also an internal fan inside the chassis. All fans are alarmed into the optional control system. The front panel is hinged for easy access and can be easily removed for system installation and maintenance if required.

All plug in modules, plus the primary and redundant power supply are hot swappable and are easily accessed from the



front of the rack. Module alarm LED's are visible with the front panel closed.

The rack is pre wired for the optional LYNX control system, and includes the termination panel. Field upgrades to add the control system are fast and simple, its just a case of plugging in the rack controller and making the connections to the termination panel. The termination panel also includes various GPO alarm outputs.

The construction is extremely robust, suitable for studio installations and the most demanding mobile applications. The frame is constructed from non magnetic stainless steel and is fully compliant with EMC / FCC RFI interference emission regulations.

Features

- High quality steel construction, 2RU high
- Compact, very small depth, ideal for mobile applications
- Accommodates any mixture of Series 5000 modules
- Supports up to 10 modules + controller + primary and redundant power supply
- Integrated cooling, low noise fans
- Hinged front panel, which can be removed if required
- All modules hot swappable
- Pre wired for LYNX Control system
- Includes primary power supply with optional redundant supply



Rack shown with a selection of module rear panels fitted

2RU Rack Mount Chassis + Power Supply

Specifications


Mechanical	
Size	2 RU high x 325mm deep
Mounting	Standard 19" rack mount
Weight (empty)	4.9 Kg (with single power supply)
Connections	All connections of rear of rack frame
Capacity	
Processing Modules	Up to 10 x Series 5000 cardModules (any mixture)
Controller	1 x rack controller (RCT 5031 / RCT 5021 / RCT 5010)
Power Supplies	1 x Primary (included) + 1 x redundant (optional)
Connections (termination panel)	
LAN connection	RJ 45 (10/100 Base T) **
Control	RJ 45 input, and RJ 45 daisy chain output **
Extend	RJ 45 input, and RJ 45 daisy chain output **
Alarms	GPO outputs / GPI input on terminal strip Alarm Major + Alarm Minor - Relay contact closures (max 220VDC/250AV 2A) GPO outputs - Opto coupled outputs (max 60VDC/0.6A) GPI Input - Opto coupled input (max 60VDC/0.6A)
Reference Input	BNC analog sync reference input. Bi-level or Tri-level, active loop output
Primary AC input*	Standard IEC 60320 C13 AC power connector, double pole fused (2A)
Redundant AC input*	Standard IEC 60320 C13 AC power connector, double pole fused (2A)
Connections (modules)	
Connection type	Connections are provided on the individual modules associated rear connection panel.
Electrical Specifications	
Power Input	90-250VAC 47-63Hz
No of AC inputs	2 (completely independent for primary and redundant power supply)
AC connector	IEC 60320 C13 (10/15A) *
Protection	AC inputs are double pole fused (2.0A max)
Power Consumption	150W max.
Safety	IEC 60950/ EN 60950/VDE0805
Ambient	
Temperature	5°C to 40°C Maintaining specifications
Humidity	90% Max non condensing

Specifications subject to change

Notes

* AC power cords not supplied

** Connections not active until the required rack controller is installed.



Power Supplies

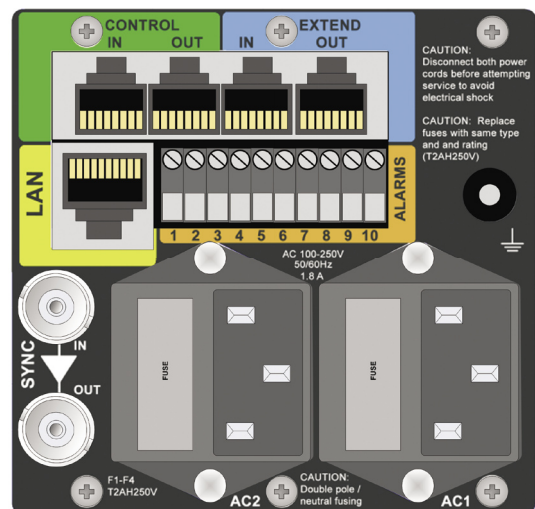
Modular power supplies are installed from the front of the rack. Integrated microfan and status indication LED. Hot swappable.

One (primary) power supply is included with the rack frame, a second unit (identical) can be purchased for redundant power protection.

Part **RPS 5012** - Redundant Power Supply for RFR 5012



Shows rack front panel hinged open for easy access to all installed devices



Rear Termination Panel Detail

Ordering Information

Model #	Part Number	Description	Includes
R FR 5012	6155005012	2RU Rack Frame with Primary Power Supply	Rack frame, primary power supply and reference manual (on CD)
R PS 5012	6155025012	Option: Redundant Power Supply for RFR 5012	Power supply, reference manual (on CD)