



# MWT-FM

## FM Single Channel Transmitter

### Operation Manual



## CONTENTS

FCC COMPLIANCE STATEMENT.....	3
INDUSTRY CANADA COMPLIANCE.....	3
MWT-FM ORIENTATION.....	4
SAFETY PRECAUTIONS.....	5
FINDING FM RADIO FREQUENCIES.....	5
SETTING THE TRANSMITTER CHANNEL.....	5
LOCKING THE FREQUENCY SELECTOR.....	6
CONNECTING THE TRANSMITTER.....	6
SPECIFICATIONS.....	7
MWT-FM MOUNTING BRACKET.....	8
WARRANTY.....	9

**FCC COMPLIANCE STATEMENT**

This device complies with Part 15 of the FCC Rules.

Operation of this device is subject to the following two conditions:

- (1) This device may not cause harmful interference, and
- (2) This device must accept any interference received, including interference that may cause undesired operation.

This equipment has been tested and found to comply with the limits for a Class B digital device, pursuant to Part 15 of the FCC Rules. These limits are designed to provide reasonable protection against harmful interference in a residential installation. This equipment generates, uses and can radiate radio frequency energy and, if not installed and used in accordance with the instructions, may cause harmful interference to radio communications. However, there is no guarantee that interference will not occur in a particular installation. If this equipment does cause harmful interference to radio or television reception, which can be determined by turning the equipment off and on, the user is encouraged to try to correct the interference by one or more of the following measures:

- Reorient or relocate the receiving antenna.
- Increase the separation between the equipment and receiver.
- Connect the equipment into an outlet on a circuit different from that to which the receiver is connected.
- Consult the dealer or an experienced radio/TV technician for help.

This equipment has been verified to comply with the limits for a Class B computing device, pursuant to the FCC Rules. Operation with non-approved equipment is likely to result in interference to radio and TV reception. The user is cautioned that changes and modifications made to the equipment without the approval of the manufacturer could void the user's authority to operate this equipment.

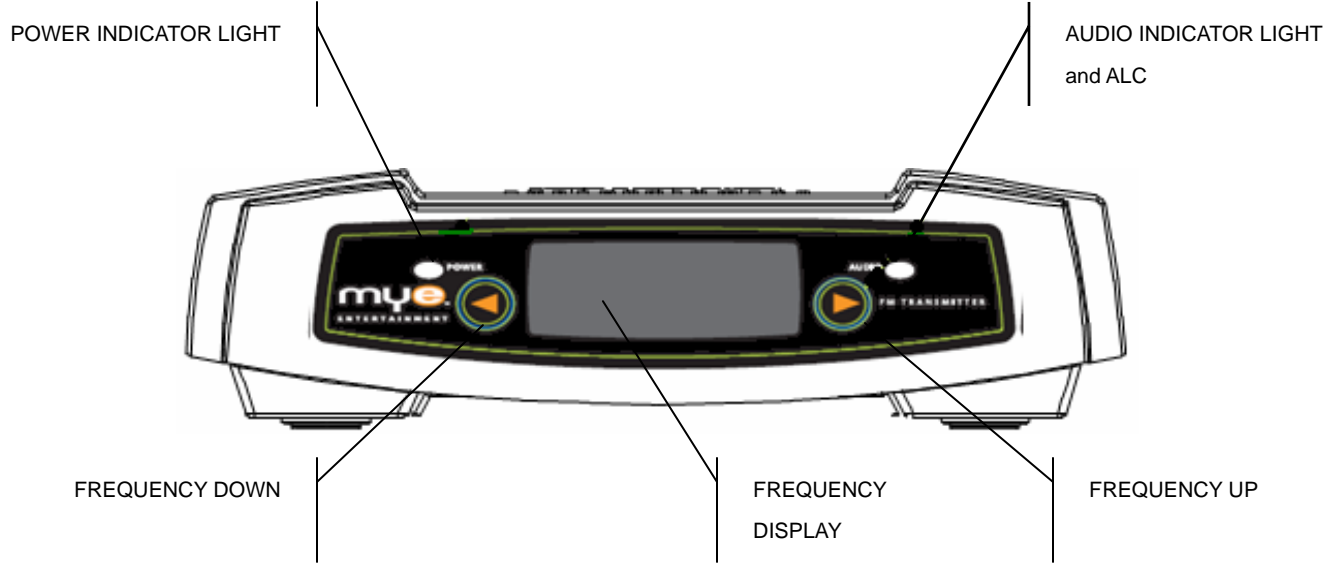
**INDUSTRY CANADA COMPLIANCE STATEMENT**

- (1) This device may not cause harmful interference, and
- (2) This device must accept any interference received, including interference that may cause undesired operation.

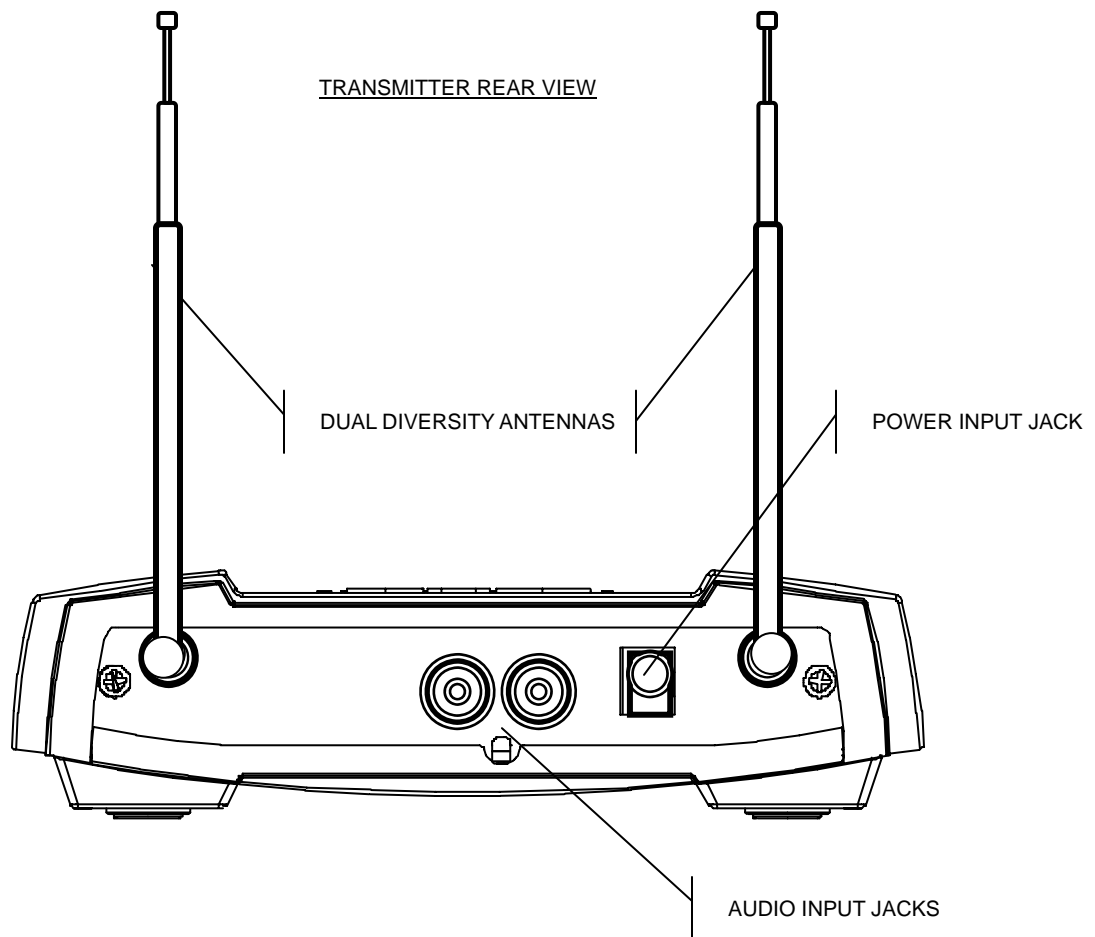
MYE Entertainment  
25129 The Old Road  
Suite 305  
Stevenson Ranch, Ca. 91381

# MWT-FM Orientation

TRANSMITTER FRONT VIEW



TRANSMITTER REAR VIEW



#### Safety Precautions

- Read all instructions in this manual.
- Use the power adapter provided.
- Position cables safely.
- Keep the unit away from water and moisture.
- Keep the unit away from excessive heat.
- Do not drop.
- Do not open.
- Have all service performed by a qualified technician.

#### Finding Available FM Radio Channels to Transmit On

Use a personal digital FM radio or MYE MWC-FM controller and begin with the tuner at one end of the FM frequency band. Listening through your headphones, tune up or down the band, one frequency increment at a time. When you hear a frequency that does not exhibit typical broadcast radio reception but is just “static noise” or “white noise”, it is a frequency that is currently not carrying a FM radio transmission. This is considered an available frequency. This frequency may be legally used for low level FM audio transmitting in keeping with FCC compliance. Make a note of this FM channel as it is displayed on your FM digital receiver. (Example 93.7) Continue up or down the FM frequency band and document as many channels as needed to coincide with the number of MYE FM transmitters you desire to use.

*Note: Many cities and areas are heavily populated with FM radio stations. This crowding may affect the number of MYE FM transmitters you can use as it will limit the number of available open FM frequencies.*

#### SETTING the TRANSMITTER CHANNEL

Using the Frequency Up / Down buttons on the front panel of the transmitter, scroll up or down the FM band to the frequency you have determined is appropriate.

TRANSMITTER FREQUENCY SET TO TRANSMIT ON 102.7



## “Locking” the Frequency Selector

Once the frequency is selected it can be locked-in to avoid accidental or unwanted adjustments.

**LOCK:** Press and HOLD down the Frequency UP and Frequency DOWN buttons for 3 seconds. “Loc” will appear in the LED display. The frequency selector is now locked and cannot be changed. Upon power down the unit will power up to the locked frequency.

**UNLOCK:** Press and HOLD the Frequency UP and Frequency DOWN buttons for 3 seconds. “uLoc” will appear in the LED display. The unit is now unlocked and the frequency can be changed. Upon power down the unit will power up to the last frequency it was set at.

## Connecting the MWT-FM to an Audio Source

### Audio Output

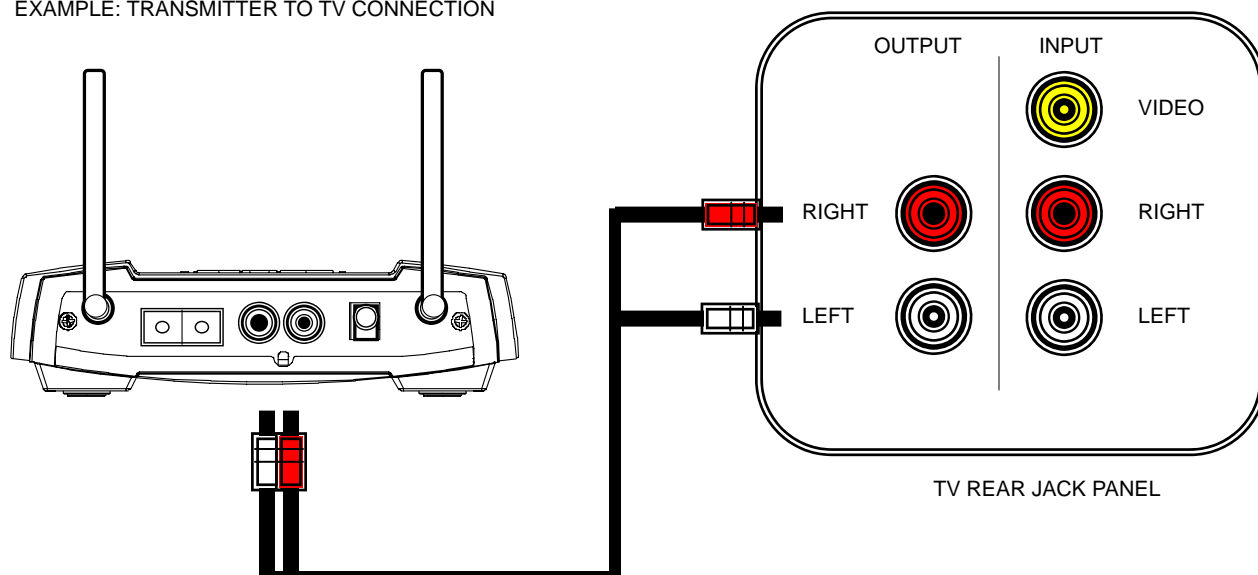
TV’s, VCR’s CD players, DVD players, Satellite and Radio Tuners can be used as audio sources for the MWT-FM. All will require stereo RCA style audio output jacks in order to use the supplied MYE stereo audio cable. Audio sources that use different output jacks will require a different audio cable.

To use a **TELEVISION** as an audio source for the MWT-FM transmitter, the TV must have “Audio Output Jacks.” Televisions with this capability may come with either “Fixed” or “Variable” audio output. Please consult your television Owner’s Manual as to their operation.

### Connect the Transmitter

1. Using the stereo audio cable supplied, connect one end into the left and right audio OUTPUT jacks of the audio source.
2. Plug the other end of the audio cable into the left and right audio INPUT jacks on the MWT-FM transmitter.

EXAMPLE: TRANSMITTER TO TV CONNECTION



## Connecting the MWT-FM to an Audio Source - cont

Note: The MWT-FM Transmitter features an Automatic Level Control (ALC) to provide distortion free sound without concern for loud commercials or audio track spikes.

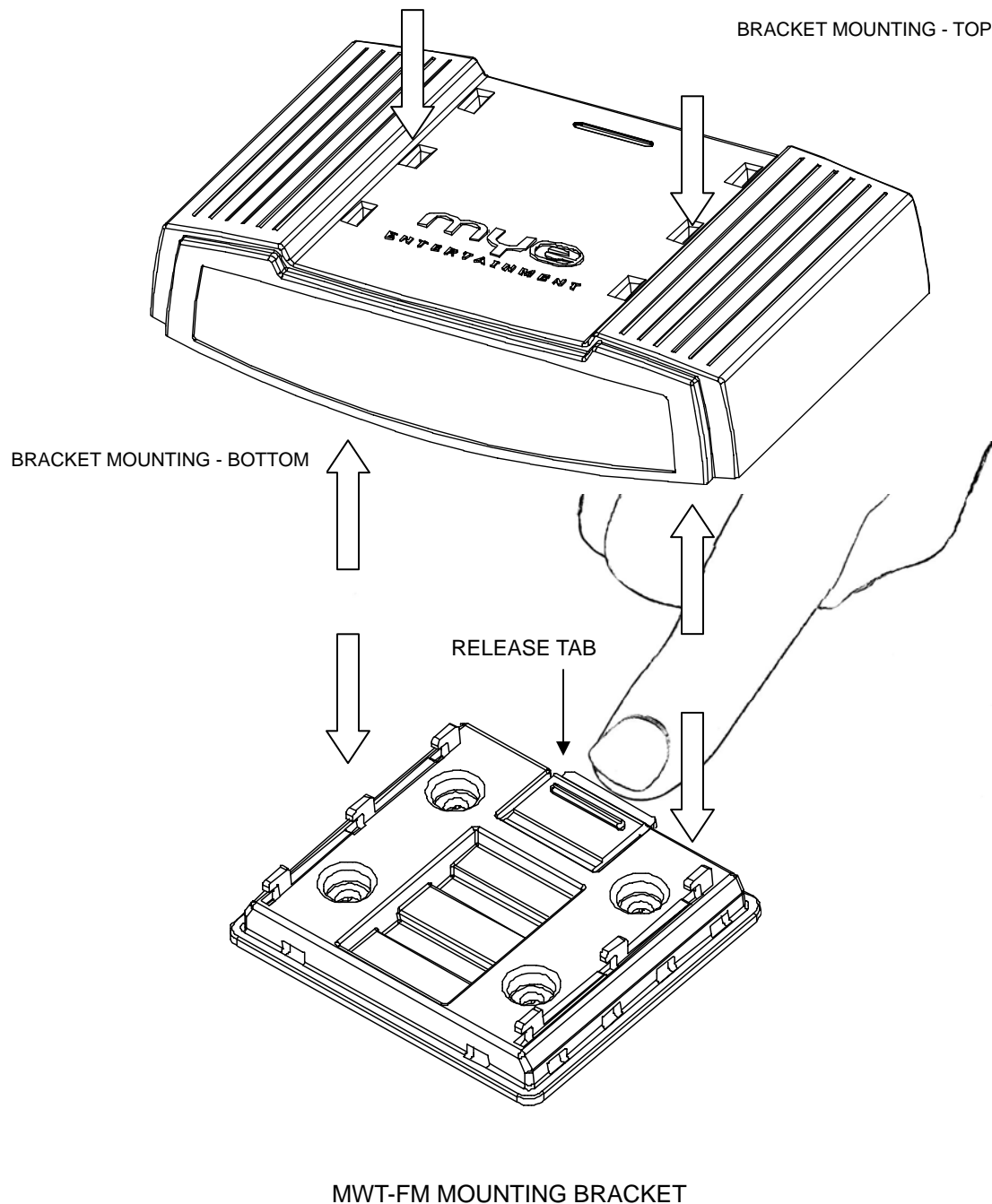
3. Insert the DC power plug into the DC power jack on the MWT-FM and plug the AC power adapter into an AC outlet. The power light on the MWT-FM will turn "GREEN". The unit is now ON.
4. Turn on your audio source and adjust audio level. When the audio signal is being received by the MWT-FM transmitter at an acceptable level the AUDIO INDICATOR LIGHT will turn GREEN.
5. When using TV's with audio output, turn the speakers down or off.  
(Consult your TV's Owner's Manual for Fixed and Variable Audio Output operation.)
6. When the audio drops BELOW an acceptable level for the Automatic Level Control (ALC) the audio light will turn OFF. A flashing GREEN audio light does not require adjustment of the audio source for normal operation. When an acceptable audio level returns to the unit, the light will turn green again. A flashing GREEN light may happen during TV programs or songs when audio is low or not present.
7. When NO audio level is present for longer than 30 seconds the audio indicator light will turn OFF. (If no audio light is present, check the audio level in the receiving device then confirm all your audio cable connections and/or check the audio source equipment.)
8. When audio rises ABOVE the acceptable level for the Automatic Level Control (ALC) the audio light will turn RED. If the audio light is RED for longer than 30 seconds, check and reduce the settings of the source audio equipment.
9. The audio light may occasionally flash RED during some programming when audio levels momentarily rise above acceptable levels. A flashing RED audio light does not need adjustment of the audio for normal operation. When a continuous acceptable audio level is returned to the unit, the light will turn green again. This may happen during some TV programs or songs when audio levels spike naturally.
10. Use a MYE Entertainment FM receiver to verify audio transmission is complete.

## SPECIFICATIONS

Audio Input Sensitivity	0.1 to 2 Volts peak-peak (ALC)
Audio Input Impedance	5K Ohms
Signal to Noise	-70dBm ref .7 volts
Distortion	< 2%
Audio Frequency Response	20Hz to 18 KHz
Separation	>25dB
Weight	2 lbs.
Power Requirements	9 VDC 200 mA

## Mounting Bracket

The MWT-FM comes with a Mounting Bracket that allows for easy wall, ceiling or under-shelf mounting of the transmitter. Four holes in the bracket give access for screws or nylon cable ties. The mounting bracket SNAPS into either the TOP or BOTTOM of the MWT-FM giving the transmitter a high level of adaptability and solid positioning in nearly all mounting scenarios.





## **WARRANTY Terms and Conditions**

**PLEASE READ THESE WARRANTY TERMS AND CONDITIONS CAREFULLY BEFORE USING YOUR MYE ENTERTAINMENT PRODUCT. BY USING THE EQUIPMENT, YOU ARE CONSENTING TO BE BOUND BY THE FOLLOWING WARRANTY TERMS AND CONDITIONS.**

### **LIMITED WARRANTY**

MYE ENTERTAINMENT (MYE) WARRANTS ALL NEW MYE PRODUCTS TO BE FREE FROM DEFECTS IN MATERIALS AND MANUFACTURERS FOR THE WARRANTY PERIODS SET FORTH BELOW. THE WARRANTY PERIODS COMMENCE ON THE INVOICE DATE OF THE ORIGINAL PURCHASE. THIS WARRANTY APPLIES ONLY AGAINST DEFECTS DISCOVERED WITHIN THE WARRANTY PERIOD AND EXTENDS ONLY TO THE ORIGINAL PURCHASER OF THE PRODUCT. PARTS REPAIRED OR REPLACED UNDER THE TERMS OF THIS WARRANTY WILL BE WARRANTED FOR THE REMAINDER OF THE ORIGINAL WARRANTY PERIOD ONLY. TO CLAIM UNDER THIS WARRANTY, THE BUYER MUST NOTIFY MYE OR YOUR AUTHORIZED MYE ENTERTAINMENT DEALER WITHIN 30 DAYS AFTER THE DATE OF DISCOVERY OF ANY NONCONFORMITY AND MAKE THE AFFECTED PRODUCT AVAILABLE FOR INSPECTION BY MYE ENTERTAINMENT OR ITS SERVICE REPRESENTATIVE. MYE ENTERTAINMENT PRODUCTS DEEMED DEFECTIVE BY A MYE ENTERTAINMENT REPRESENTATIVE WILL BE ISSUED A RETURN AUTHORIZATION NUMBER. MYE ENTERTAINMENT WILL NOT ACCEPT RETURNS WITHOUT A RETURN AUTHORIZATION NUMBER. MYE ENTERTAINMENT RESERVES THE RIGHT, AT THEIR OPTION, TO REPAIR OR REPLACE THE PRODUCT AFTER VERIFICATION OF DEFECT. PRODUCT THAT FAILS AFTER THE WARRANTY PERIOD EXPIRES WILL BE REPAIRED OR REPLACED AT THE CURRENT PART AND LABOR PRICING AFTER AUTHORIZATION FROM THE CUSTOMER. REPAIRS ARE WARRANTED FOR 90 DAYS. MYE ENTERTAINMENT'S OBLIGATIONS UNDER THIS WARRANTY ARE LIMITED AS SET FORTH BELOW:

#### **WARRANTY PERIODS AND COVERAGE:**

MYE ENTERTAINMENT TRANSMITTERS                      3 YEAR PARTS, LABOR

#### **CONDITIONS AND RESTRICTIONS:**

THIS WARRANTY IS VALID ONLY IN ACCORDANCE WITH THE FOLLOWING CONDITIONS:

THE WARRANTY APPLIES TO THE MYE ENTERTAINMENT PRODUCT ONLY 1) WHILE IT REMAINS IN THE POSSESSION OF THE ORIGINAL PURCHASER AND PROOF OF PURCHASE IS DEMONSTRATED. 2) IT HAS NOT BEEN SUBJECT TO ACCIDENT, MISUSE, ABUSE, IMPROPER SERVICE, MECHANICAL OR ELECTRICAL NON-MYE ENTERTAINMENT AUTHORIZED MODIFICATION. 3) CLAIMS MADE WITHIN THE WARRANTY PERIOD.

THIS WARRANTY DOES NOT COVER DAMAGED OR FAILURE CAUSED BY ELECTRICAL WIRING NOT BEING IN COMPLIANCE WITH ELECTRICAL CODES OR MYE'S OWNER MANUAL SPECIFICATIONS, OR FAILURES TO PROVIDE REASONABLE AND NECESSARY MAINTENANCE AS OUTLINED IN THE OWNER'S MANUAL.

WARRANTIES OUTSIDE THE UNITED STATES AND CANADA MAY VARY. PLEASE CONTACT YOUR LOCAL DEALER FOR DETAILS.

#### **LIMITED WARRANTY SHALL NOT APPLY TO:**

- 1) SOFTWARE UPGRADES.
- 2) NORMAL WEAR AND TEAR, CONSUMABLES AND COSMETIC ITEMS INCLUDING BUT NOT LIMITED TO LABELS.
- 3) REPAIRS REFORMED ON MYE PRODUCTS MISSING A SERIAL NUMBER OR WITH A SERIAL TAG THAT HAS BEEN ALTERED, REATTACHED OR DEFACED.
- 4) SERVICE CALLS TO CORRECT INSTALLATION OF THE PRODUCT OR INSTRUCT OWNERS ON HOW TO USE THE PRODUCT.
- 5) PICK UP AND DELIVERY INVOLVING REPAIRS
- 6) ANY LABOR COSTS INCURRED BEYOND THE APPLICABLE LABOR WARRANTY PERIOD
- 7) THE USER IS CAUTIONED THAT CHANGES OR MODIFICATIONS NOT EXPRESSLY APPROVED BY THE MANUFACTURER OF THE PRODUCT COULD VOID THE USER'S AUTHORITY TO OPERATE THE PRODUCT.

## **WARRANTY – cont.**

THE WARRANTIES PROVIDED HEREIN ARE THE EXCLUSIVE WARRANTIES GIVEN BY MYE ENTERTAINMENT AND SUPERSEDE ANY PRIOR, CONTRARY OR ADDITIONAL REPRESENTATIONS, WHETHER ORAL OR WRITTEN. ANY IMPLIED WARRANTIES, INCLUDING THE WARRANTY OF MERCHANTABILITY OR FITNESS FOR A PARTICULAR PURPOSE THAT APPLY TO ANY PARTS DESCRIBED ABOVE ARE LIMITED IN DURATION TO THE PERIODS OF EXPRESS WARRANTIES GIVEN ABOVE FOR THOSE SAME PARTS. MYE HEREBY DISCLAIMS AND EXCLUDES THOSE WARRANTIES THEREAFTER. SOME STATES DO NOT ALLOW LIMITATIONS ON HOW LONG AN IMPLIED WARRANTY LASTS, SO THE ABOVE LIMITATION MAY NOT APPLY TO YOU. MYE ENTERTAINMENT ALSO HEREBY DISCLAIMS AND EXCLUDES ALL OTHER OBLIGATIONS OR LIABILITIES, EXPRESS OR IMPLIED, ARISING BY LAW OR OTHERWISE, WITH RESPECT TO ANY NONCONFORMANCE OR DEFECT IN ANY PRODUCT, INCLUDING BUT NOT LIMITED TO: (A) ANY OBLIGATION, LIABILITY, RIGHT, CLAIM OR REMEDY IN TORT, WHETHER OR NOT ARISING FROM THE NEGLIGENCE OF MYE OR ITS SUPPLIERS (WHETHER ACTIVE, PASSIVE OR IMPUTED); AND (B) ANY OBLIGATION, LIABILITY, RIGHT, CLAIM OR REMEDY FOR LOSS OF OR DAMAGE TO ANY PRODUCT. THIS DISCLAIMER AND RELEASE SHALL APPLY EVEN IF THE EXPRESSED WARRANTY SET FORTH ABOVE FAILS OF ITS ESSENTIAL PURPOSE.

FOR ANY PRODUCT DESCRIBED ABOVE THAT FAILS TO CONFORM TO ITS WARRANTY, MYE ENTERTAINMENT WILL PROVIDE, AT THEIR OPTION ONE OF THE FOLLOWING: 1) REPAIR, 2) REPLACEMENT OR 3) REFUND OF THE PURCHASE PRICE.

MYE AND/OR ITS SUPPLIERS SHALL HAVE NO OBLIGATION OR LIABILITY, WHETHER ARISING IN CONTRACT (INCLUDING WARRANTY), TORT (INCLUDING ACTIVE, PASSIVE, OR IMPUTED NEGLIGENCE AND STRICT LIABILITY), OR OTHERWISE, FOR DAMAGE TO THE PRODUCT, PROPERTY DAMAGE, LOSS OF USE, REVENUE OR PROFIT, COST OF CAPITAL, COST OF SUBSTITUTE PRODUCT, ADDITIONAL COSTS INCURRED BY BUYER (BY WAY OF CORRECTION OR OTHERWISE) OR ANY OTHER INCIDENTAL, SPECIAL, INDIRECT, OR CONSEQUENTIAL DAMAGES, WHETHER RESULTING FROM NON-DELIVERY OR FROM THE USE, MISUSE OR INABILITY TO USE THE PRODUCT. THIS EXCLUSION APPLIES EVEN IF THE ABOVE WARRANTY FAILS OF ITS ESSENTIAL PURPOSES AND REGARDLESS OF WHETHER SUCH DAMAGES ARE SOUGHT FOR BREACH OF WARRANTY, BREACH OF CONTRACT, NEGLIGENCE OR STRICT LIABILITY IN TORT OR UNDER ANY OTHER LEGAL THEORY.

SOME STATES DO NOT ALLOW THE EXCLUSION OR LIMITATION OF INCIDENTAL OR CONSEQUENTIAL DAMAGES SO THE ABOVE LIMITATION MAY NOT APPLY TO YOU.

THIS WARRANTY GIVES SPECIFIC LEGAL RIGHTS. YOU MAY ALSO HAVE OTHER RIGHTS WHICH VARY FROM STATE TO STATE.



MYE Entertainment, Inc  
25129 The Old Road  
Suite 305  
Stevenson Ranch, Ca. 91381  
1-661-964-0217

[www.myeclubtv.com](http://www.myeclubtv.com)