

INSTRUCTION SHEET

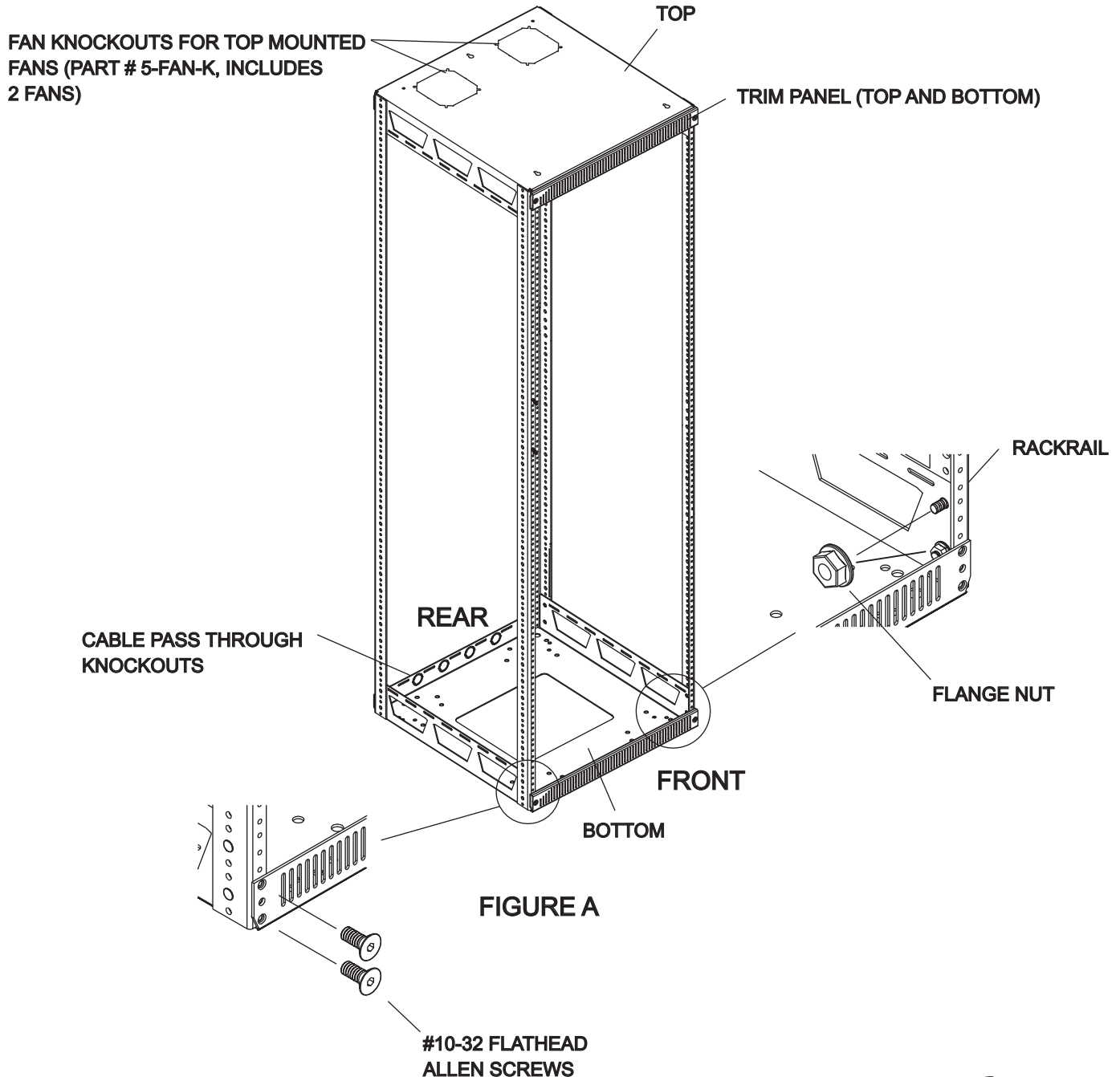
SLIM 5 SERIES

FOR 29, 37, 43 SPACE MODELS ONLY

ASSEMBLY

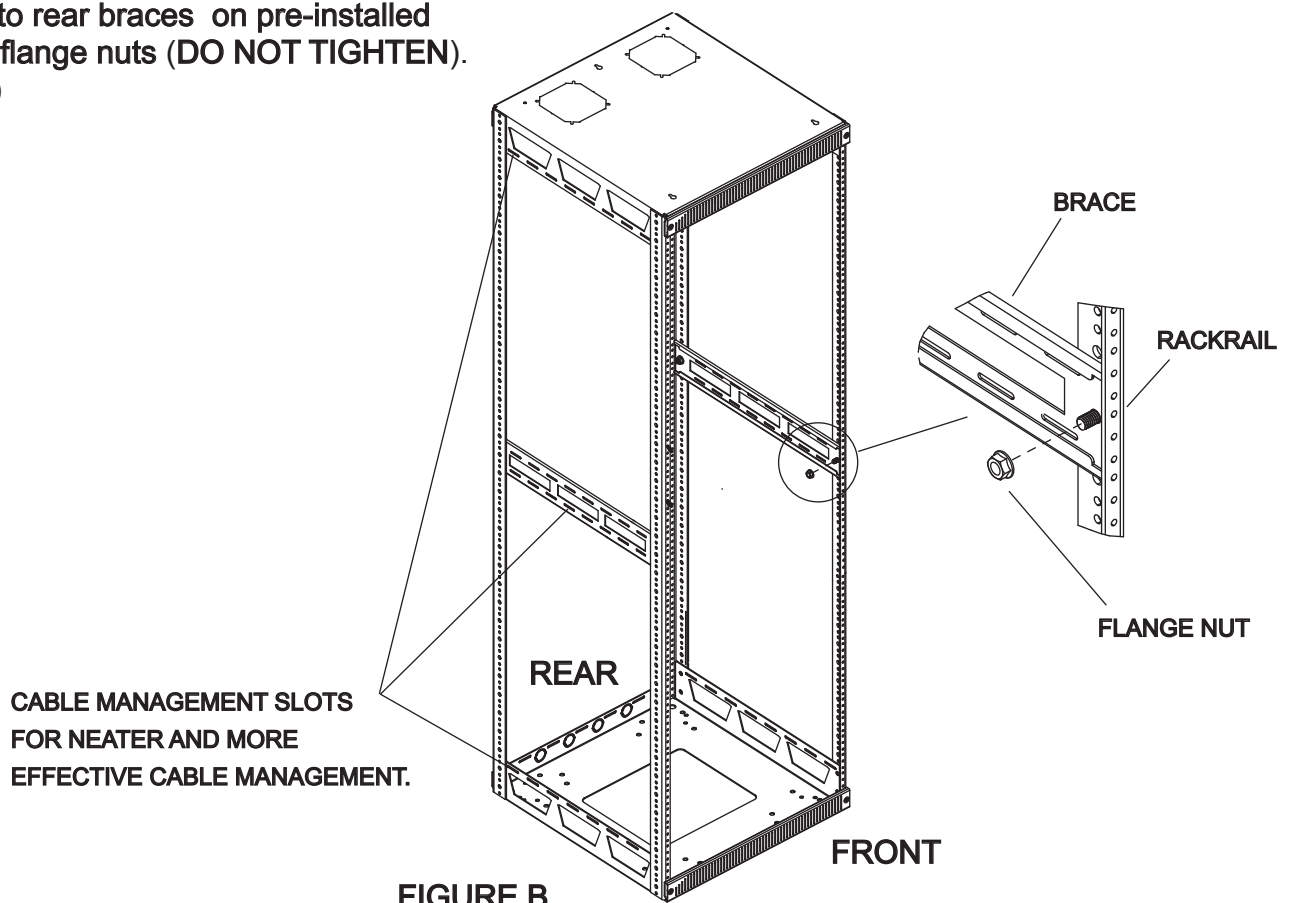
- 1) Attach the 4 rackrails to the top and bottom using the flange nuts (DO NOT TIGHTEN) and #10-32 flathead Allen screws (TIGHTEN FIRMLY). (FIGURE A)

NOTE: Ensure Cable Pass-through knockouts, top and bottom, are on the same side.



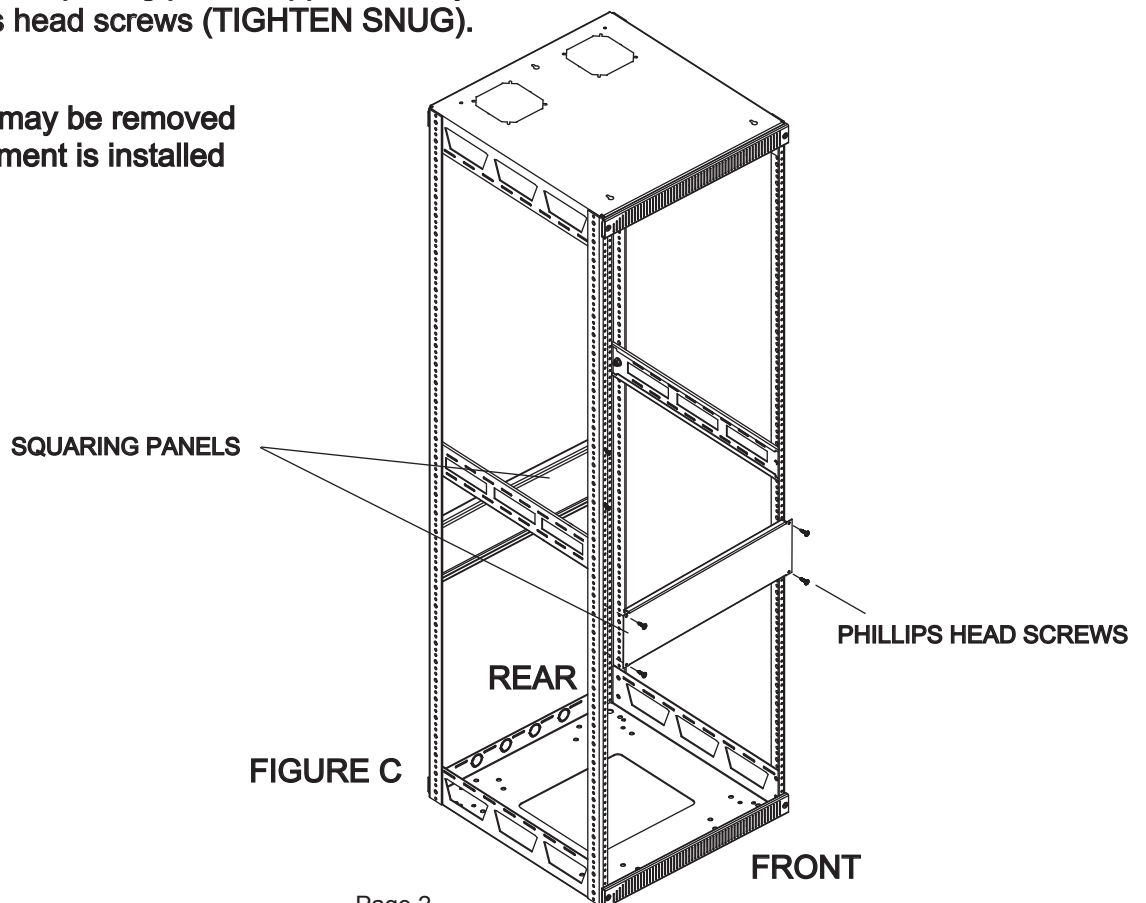
ASSEMBLY

- 2) Install front to rear braces on pre-installed studs using flange nuts (DO NOT TIGHTEN).
(FIGURE B)



- 3) Install the front and rear squaring panels approximately mid-way using Phillips head screws (TIGHTEN SNUG).
(FIGURE C)

NOTE: Squaring panels may be removed after some equipment is installed into the rack.



ASSEMBLY

- 4) Lay the rack on a flat surface and tighten all of the flange nuts. (DO NOT OVERTIGHTEN). (FIGURE D)

NOTE: Rack must be laid on a flat surface to prevent the assembled rack frame from going cubically out of square.

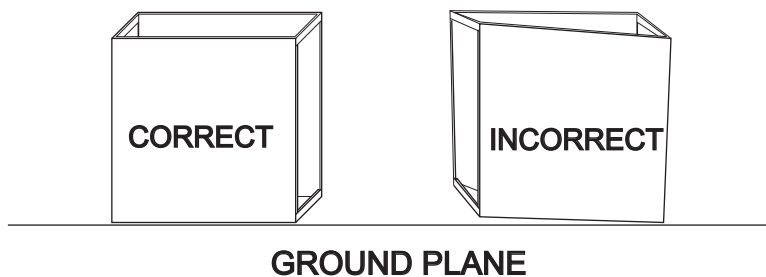


FIGURE D

- 5) Install trim panels to top and bottom using #10-32 flathead Allen screws (DO NOT OVERTIGHTEN). (FIGURE E)

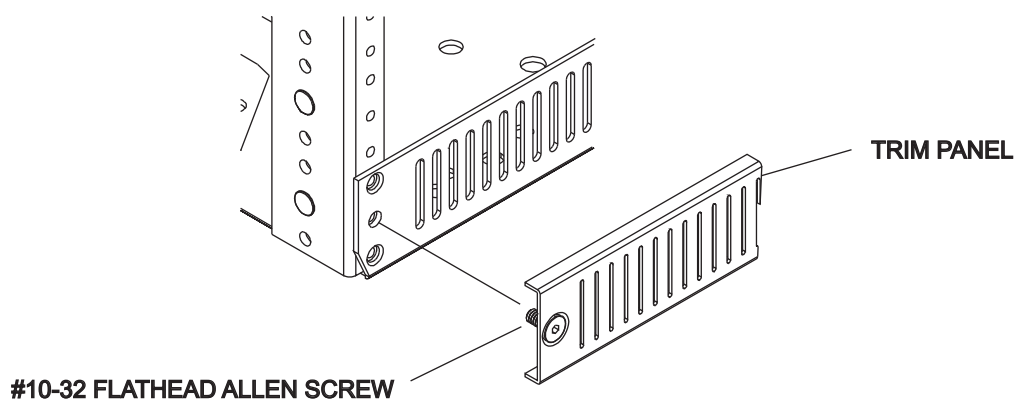


FIGURE E

AVAILABLE OPTIONS

A full complement of options are available to complete your installation:

- Solid (DO-5-xx) and plexiglass (DOP-5-xx) front door
- Decorative (TSP-5-xx-yy, Top & Sides) and steel (SP-5-xx) side panels
- Rear Access Panels (RAPxx)
- Additional Rackrail (5ARxx)
- Cable Chase (5CCxx)
- Commercial grade casters (5W & 5WL) and caster bases (CBS-5 & CBS-5-26)
- Fine Floor casters (5WR & 5WLR) and caster bases (CBS-5R & CBS-5-26R)
- Decorative trim panels (5-CAVTRIM & 5-BAVTRIM) and trim strips (TS, TA, TC)
- Runner kit (5-RS20 & 5-RS26)
- Fan kit (5-FAN-K)

NOTE: See our catalog or visit www.middleatlantic.com for other additional options.

WARRANTY

Middle Atlantic Products, Inc. (the "Company") warrants the SLIM 5 to be free from defects in material or workmanship under normal use and conditions for the lifetime of the product.

The Company's entire liability to the purchaser, and the purchaser's (or any other party's) sole and exclusive remedy, under this warranty shall be limited, at the Company's option, to either (a) return of and refund of the price paid for, or (b) repair or replacement at the Company's factory of the products purchased, or any part or parts thereof, which the Company has determined to be defective after inspection thereof at the Company's factory.

This warranty does not cover damage due to acts of God, accident, misuse, abuse or negligence by parties other than the Company, or any modification or alteration of the products. In addition, this warranty does not cover damage due to improper handling, assembly, installation or maintenance.

THIS WARRANTY IS IN LIEU OF ALL OTHER WARRANTIES OF ANY KIND, EITHER EXPRESSED OR IMPLIED, INCLUDING, BUT NOT LIMITED TO, IMPLIED WARRANTIES OF MERCHANTABILITY AND FITNESS FOR A PARTICULAR PURPOSE.

TO THE MAXIMUM EXTENT PERMITTED BY APPLICABLE LAW, IN NO EVENT SHALL THE COMPANY BE LIABLE FOR ANY SPECIAL, INCIDENTAL, INDIRECT, OR CONSEQUENTIAL DAMAGES WHATSOEVER (INCLUDING, WITHOUT LIMITATION, DAMAGES FOR LOSS OF BUSINESS PROFITS, BUSINESS INTERRUPTION OR ANY OTHER PECUNIARY LOSS) ARISING OUT OF THE USE OF THE PRODUCTS PURCHASED, EVEN IF THE COMPANY HAS BEEN ADVISED OF THE POSSIBILITY OF SUCH DAMAGES. THE COMPANY'S LIABILITY TO THE PURCHASER (OR ANY OTHER PARTY) HEREUNDER, IF ANY, SHALL IN NO EVENT EXCEED THE PURCHASE PRICE OF THE PRODUCTS PAID TO THE COMPANY.

Corporate Headquarters

Corporate Voice 973-839-1011 - Fax 973-839-1976 / International Voice +1 973-839-8821 - Fax +1 973-839-4982
middleatlantic.com - info@middleatlantic.com

Middle Atlantic Canada

Voice 613-836-2501 - Fax 613-836-2690 / middleatlantic.ca - customerservicecanada@middleatlantic.ca

Factory Distribution

USA: NJ - CA - IL Canada: ON - BC

At Middle Atlantic Products we are always listening. Your comments are welcome.