

# RCS Series

## rack system

configured rack series designed for use  
in residential installations

### features:

- Fully welded steel construction
- UL Listed with up to a 1,200 lb. weight capacity, depending on model
- Includes removable locking side panels
- Includes 2 top-mounted DC fans
- Includes locking, reversible glass door and locking rear access panel.
- Ships complete with locking swivel casters and leveling feet
- Each rack includes pre-installed shelves and blank panels



RCS-4224

### specifications:

EIA compliant 19" equipment rack shall be Middle Atlantic Products model #RCS-\_\_\_24 (see chart for available models). Overall dimensions of RCS shall be \_\_\_"H x 23.3"W x 24"D (refer to chart). Useable height of RCS shall be \_\_\_ rackspaces, useable depth shall be 20.2" (refer to chart). RCS shall come equipped with two pairs of adjustable steel rackrail with tapped 10-32 mounting holes in universal EIA spacing, black e-coat finish and numbered rackspaces. RCS shall be of fully welded construction. RCS shall include locking reversible tempered glass front door with a push-button latch. RCS shall include solid locking rear and side panels. RCS shall include two 69 CFM top-mounted DC fans. RCS shall include locking swivel casters and leveling feet. RCS shall have a top mounted grommet with an opening of 1.3" x 7.5" for cable pass through. RCS shall have a 12" x 12" and 1.3" x 7.5" bottom opening. RCS shall come preconfigured with shelves and blank panels, please refer to chart. RCS shall be finished in an environmentally friendly, durable metallic grey powdercoat. Fully welded construction shall provide UL Listed load capacity of \_\_\_lbs. (refer to chart.) RCS shall be UL Listed in the US and Canada. RCS shall be GREENGUARD Gold Certified. RCS shall comply with requirements of RoHS EU Directive 2002 / 95 / EC. RCS shall be manufactured by an ISO 9001 and ISO 14001 registered company. RCS enclosure shall be warrantied to be free from defects in material or workmanship under normal use and conditions for the lifetime of the rack.

Customizable specification clips available at [middleatlantic.com](http://middleatlantic.com)

EIA/TIA COMPLIANT



PRODUCT CERTIFIED FOR  
LOW CHEMICAL EMISSIONS  
UL.COM/GG  
UL 2818

what **great systems** are built on.™

A Group brand | **legrand**

**Middle Atlantic Products**

[middleatlantic.com](http://middleatlantic.com) | [middleatlantic.ca](http://middleatlantic.ca)

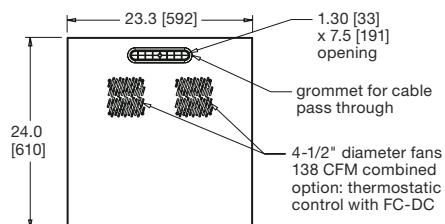
96-01185 / rev b / 10-20-14

# RCS Series

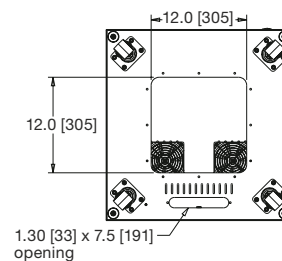
## basic dimensions

all dimensions in inches unless otherwise noted [all dimensions in brackets are in millimeters]

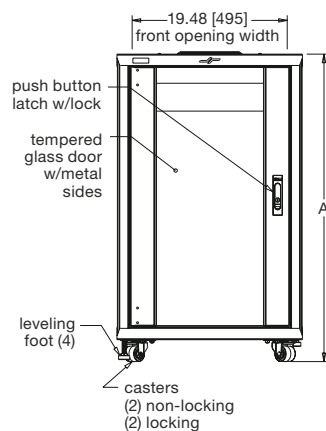
top view



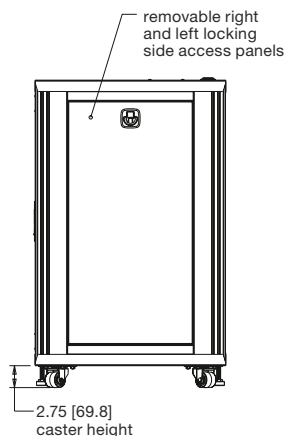
bottom view



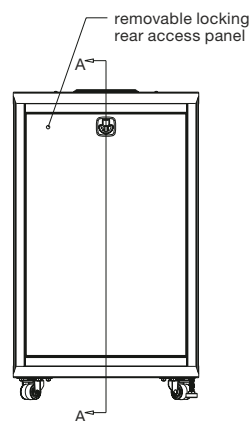
front view



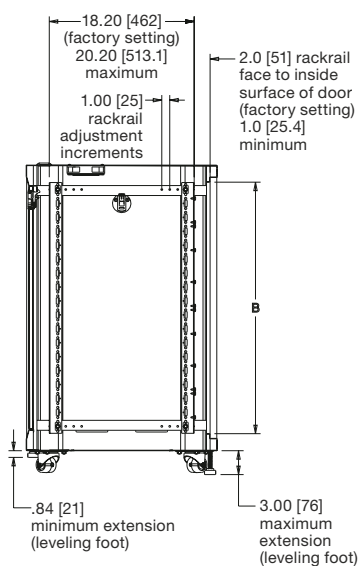
side view



back view

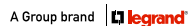


section a-a  
front door not shown



Part #	Weight Rating	"A" Overall Height	"B" Front Opening Height	Rackspaces
RCS-1824	500 lbs/227 kg	38.62 [981]	31.59 [802]	18 [31.50"]
RCS-2724	750 lbs/340 kg	54.37 [1381]	47.34 [1202]	27 [47.25"]
RCS-3524	1000 lbs/454 kg	68.37 [1737]	61.34 [1558]	35 [61.25"]
RCS-4224	1,200 lbs/544 kg	80.62 [2048]	73.59 [1869]	42 [73.50"]

what **great systems** are built on.™

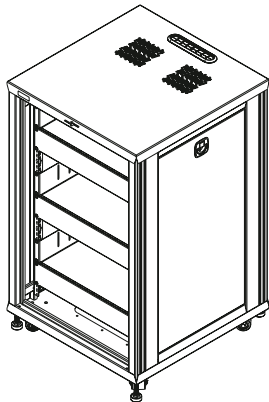


middleatlantic.com | middleatlantic.ca

# RCS Series

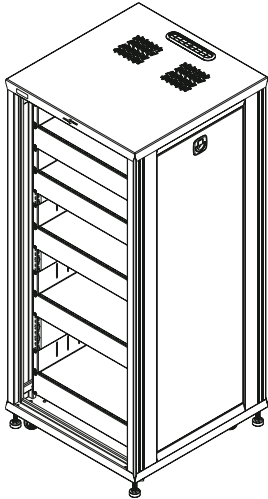
## basic dimensions

all dimensions in inches unless otherwise noted [all dimensions in brackets are in millimeters]



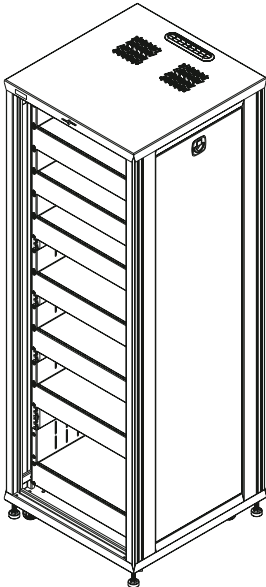
RCS-1824

factory configuration  
(3) 2 space 16" deep shelves  
(3) 2 space blank panels



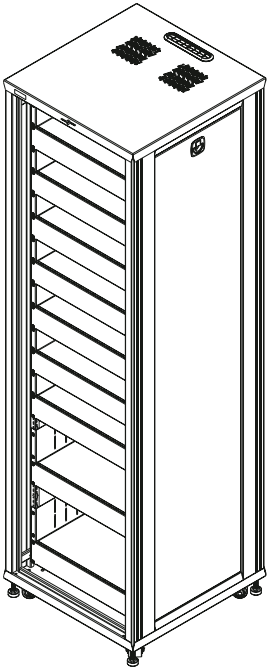
RCS-2724

factory configuration  
(4) 2 space 16" deep shelves  
(1) 2 space 18" deep shelf  
(5) 2 space blank panels



RCS-3524

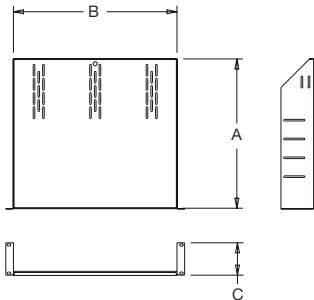
factory configuration  
(5) 2 space 16" deep shelves  
(1) 2 space 18" deep shelf  
(1) 3 space 20" deep shelf  
(7) 2 space blank panels



RCS-4224

factory configuration  
(5) 2 space 16" deep shelves  
(2) 2 space 18" deep shelves  
(2) 3 space 20" deep shelves  
(9) 2 space blank panels

### equipment shelf



Shelf Size	Weight Rating	"A" Usable Depth	"B" Usable Width	Rack Spaces
2 SP 16" shelf	50 lbs	15.86 [403]	17.38 [441]	2
2 SP 18" shelf	50 lbs	17.86 [454]	17.38 [441]	2
3 SP 20" shelf	100 lbs	19.86 [504]	17.38 [441]	3