


Middle Atlantic Products

EXCEPTIONAL SUPPORT & PROTECTION™

R2 Series Seismic Open Frame Rack


SEISMIC CERTIFIED
EIA Compliant

The R2 Series Seismic 19" Open Frame Rack

Features

- Fully welded steel construction provides a 850 lb. seismic certified load capacity
- 1/8" thick steel rail channels are 10-32 threaded front and rear
- Heavy duty 3/8" thick steel base
- Hole pattern on sides of rail allows for cable lacing and easy ganging to existing racks
- Hole pattern on top allows for installation of a variety of cable ladders
- Grounding stud installed in base
- Durable black powder coat finish
- Ships assembled and ready to install



R2-44S
shown with optional Cable
Manager, model # RLA-CC

Architects' and Engineers' Specifications

EIA compliant 19" seismic certified relay rack shall be Middle Atlantic Products model # R2-44S with a 15" deep base and 44 rack units of vertical space. Rack shall be welded and include two 3-1/4" wide, 11-gauge steel vertical channels with 10-32 tapped mounting holes with marked rackspace increments to speed equipment mounting. Base shall be 3/8" thick steel and include one 1/4-20x1 grounding stud. R2 Series enclosures shall satisfy the 2007 & 2010 CBC; 2006, 2009 & 2012 IBC; ASCE 7-05 (2005 Edition) & ASCE 7-10 (2010 Edition) and the 2006 & 2009 editions of NFPA 5000 for use in areas of high seismicity, Seismic Use Group III, Zone 4 or Seismic Design Category (SDC) "D" with lateral force requirements for protecting 850 lbs. of essential equipment in locations with the highest level of seismicity and top floor or rooftop installations with an Importance factor (Ip) of 1.5. R2 shall be GREENGUARD Indoor Air Quality Certified for Children and Schools. R2 series shall be RoHS EU Directive 2002 / 95 / EC compliant. R2 shall be manufactured by an ISO 9001 and ISO 14001 registered company. R2 rack shall be warranted to be free from defects in material or workmanship under normal use and conditions for the lifetime of the rack.

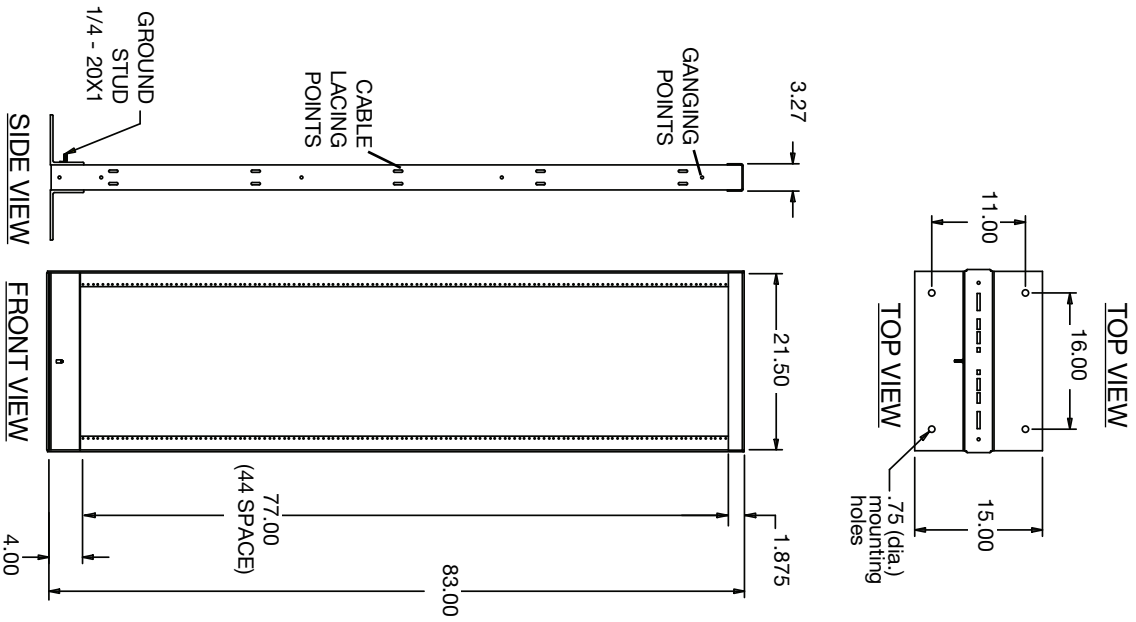
OPTIONS

- Horizontal Lacer Bars shall be model # LBP-1X, please see master catalog for available styles
- Horizontal cable managers shall be model # HCM-X, please see master catalog for available styles
- Rackmount Cable Tray shall be model # HCT-1 (1 rackspace), HCT-2 (2 rackspaces)
- Vented Center Mount shall be model # U2MS
- 45 space cable carrier shall be model # RLA-CC

CUSTOMIZABLE SPECIFICATION CLIPS AVAILABLE AT MIDDLEATLANTIC.COM

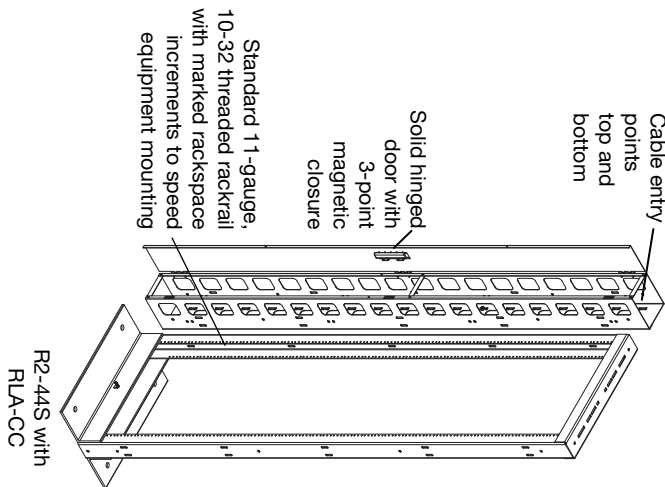
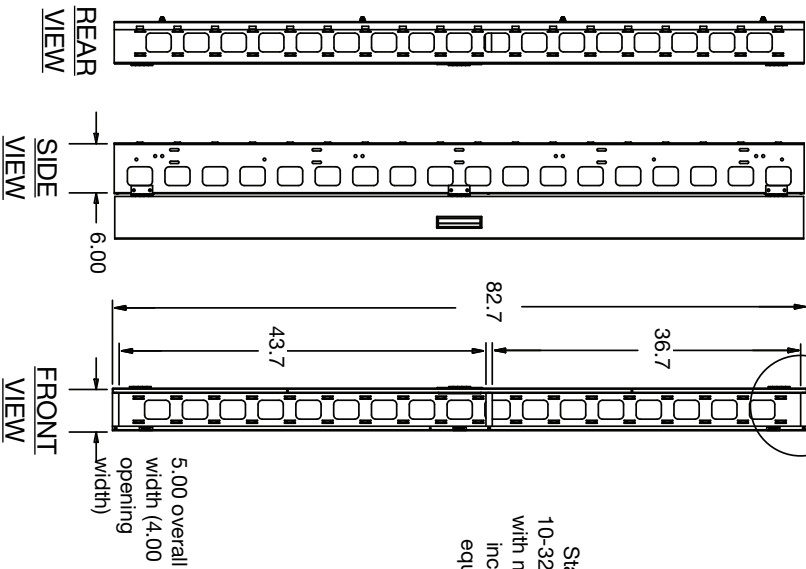
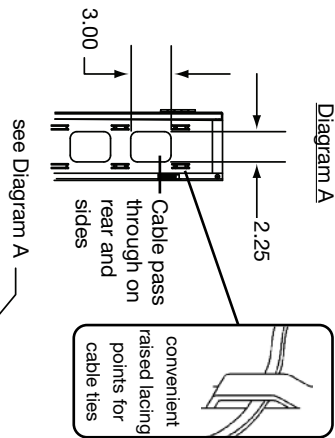
R2 Series basic dimensions

R2-44S



RLA-CC

Diagram A



All dimensions in inches unless otherwise noted

