


**Middle Atlantic Products**

EXCEPTIONAL SUPPORT &amp; PROTECTION™


**EIA/TIA Compliant**
**SEISMIC CERTIFIED**
**CUL US LISTED**

# WRK-SA Series Enclosure

**Wide stand-alone design ideal for accommodating large cable bundles**

## Features

- Fully welded construction provides the following weight capacities -  
UL Listed load capacity: 2,500 lbs - Static load capacity: 10,000 lbs. -  
Seismic certified load capacity: 900 lbs.
- Pre-configured WRK-24MDK presentation enclosure system available
- Seismic certified (when used with WRK-Z4 option) with an Ip value of 1.5
- 24-1/4" OD width, available 27-5/8" or 32-5/8" OD depth
- 1/2", 3/4", 1" & 1-1/2" electrical knockouts on split rear plates  
top & bottom, easily removable for cable pass-through, top plates  
additionally include UHF/VHF knockouts
- 2 extra-wide pairs of 11-gauge 10-32 threaded rackrail with numbered  
rackspace increments
- Keylocked solid rear door standard, optional vented rear doors available
- Open top with configurable top panel options
- Durable black textured powder coat finish
- UL Listed in the US and Canada



WRK-44SA-32



WRK-24MDK

## Architects' and Engineers' Specifications

Stand-alone equipment rack shall be Middle Atlantic Products model # WRK-\_\_\_ (see chart for available models). Overall dimensions of rack shall be \_\_\_"H x \_\_\_"W x \_\_\_"D (refer to chart). Useable height shall be \_\_\_ rackspaces, useable depth shall be \_\_\_" (refer to chart). Fully welded construction shall provide a static load capacity of 10,000 lbs. and a UL Listed 2,500 lb. weight capacity. Top and bottom shall be 14-gauge steel, horizontal braces shall be 16-gauge steel welded to integral structural side panels of 16-gauge steel giving an 1/8" thick structure, all structural elements shall be finished in a durable black powder coat. Rack shall include a locking, latching rear door. Rack shall come equipped with two pairs of 11-gauge steel rackrail with tapped 10-32 mounting holes in universal EIA spacing. Rackrail shall be finished in black e-coat with numbered rackspaces. Top and bottom of rack shall have a vertical slotted vent pattern. The WRK shall have a solid locking rear door. Rack shall have removable split rear knockout panels with 1/2", 3/4", 1", and 1-1/2" electrical knockouts installed in base, and removable split rear knockout panels with electrical knockouts and BNC knockouts for UHF/VHF antennae installed in top. Fully welded sides shall feature vertical vent pattern at top and bottom. Grounding and bonding stud shall be 1/4-20 threaded, installed in base of enclosure. WRK-24MDK shall additionally include a 3/4" thick, graphite-marbled laminate top, skirted wheel-base, latching front plexi door, latching vented rear door and front and rear rackrail. WRK-SA Series enclosures shall satisfy the 2007 & 2010 CBC; 2006, 2009 & 2012 IBC; ASCE 7-05 (2005 Edition) & ASCE 7-10 (2010 Edition) and the 2006 & 2009 editions of NFPA 5000 for use in areas of high seismicity, Seismic Use Group III, Zone 4 or Seismic Design Category (SDC) "D" with lateral force requirements for protecting 900 lbs. of essential equipment in locations with the highest level of seismicity and top floor or rooftop installations with an Importance factor (Ip) of 1.5 when used with WRK-Z4 seismic floor anchor bracket. WRK shall be UL Listed in the US and Canada. WRK shall be GREENGUARD Indoor Air Quality Certified for Children and Schools. WRK shall be RoHS EU Directive 2002/95/EC compliant. WRK shall be manufactured by an ISO 9001 and ISO 14001 registered company. Rack shall be warranted to be free from defects in material or workmanship under normal use and conditions for the lifetime of the product.

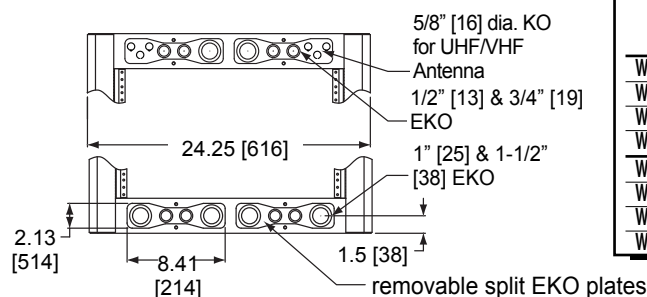
### OPTIONS

- Front doors shall be 16-gauge reinforced steel, model # FD-XX (solid), VFD-XX (vented, 25% open area), LVFD-XX (vented, 64% open area), PFD-XX (plexi), PVFD-44 (vented plexi) (X=# of rackspaces of WRK rack)
- Vented rear doors shall be 16-gauge steel model # MW-VRD-44 (vented, top and bottom), MW-LVRD-XX (vented 64% open area-excludes 24 and 37 space rack), (X=# of rackspaces of WRK rack), MW-CLVRD-44 (split rear door, vented, 79% open area)
- Top panels multiple styles available in model # MW-ST (solid), #MW-10FT (10" fan), MW-4FT (four 4-1/2" fans), MW-6FT (three 6" fans), MW-VT (vented) and MW-LA (accepts 6" & 12" wide cable ladders). See A&E spec 96-01063 for more details
- Caster base, four casters shall have a total weight capacity of 1300 pounds, model # CBS-WRK-YY (Y= cabinet depth) and be UL Listed in the US and Canada
- Inner platform base (inset base w/out casters) model # BS-WRK-YY (Y= cabinet depth)
- Additional rail kit, 11-gauge, 10-32 threaded, sold in pairs, hardware included, model # WRK-RRXX (X=# of rackspaces)
- AXS slide out option available (See AXS Spec sheet 96-052S)

**CUSTOMIZABLE SPECIFICATION CLIPS AVAILABLE AT MIDDLEATLANTIC.COM**


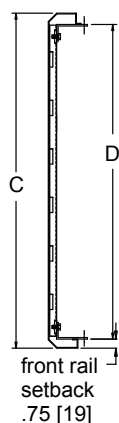
## WRK-SA basic dimensions

### REAR VIEW, TOP & BOTTOM




Part #	A OVERALL HEIGHT	B USEABLE HEIGHT	C OVERALL DEPTH	D USEABLE DEPTH	E BASE OPENING DEPTH
WRK-44SA-27	83.125 [2111]	77.125 [1959]	27.625 [702]	25.75 [654]	24.50 [622]
WRK-40SA-27	76.125 [1934]	70.125 [1781]	27.625 [702]	25.75 [654]	24.50 [622]
WRK-37SA-27	70.875 [1800]	64.875 [1648]	27.625 [702]	25.75 [654]	24.50 [622]
WRK-24SA-27	48.125 [1222]	42.125 [1070]	27.625 [702]	25.75 [654]	24.50 [622]
WRK-44SA-32	83.125 [2111]	77.125 [1959]	32.625 [829]	30.75 [781]	29.50 [749]
WRK-40SA-32	76.125 [1934]	70.125 [1781]	32.625 [829]	30.75 [781]	29.50 [749]
WRK-37SA-32	70.875 [1800]	64.875 [1648]	32.625 [829]	30.75 [781]	29.50 [749]
WRK-24SA-32	48.125 [1222]	42.125 [1070]	32.625 [829]	30.75 [781]	29.50 [749]

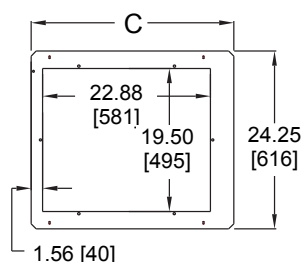
TOP SIDE  
SECTIONAL VIEW



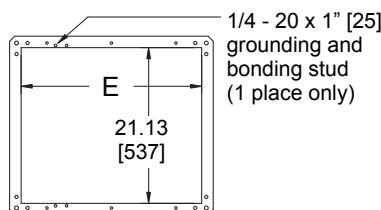
REAR VIEW



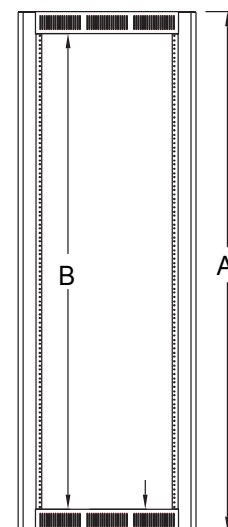
### SIDE VIEW



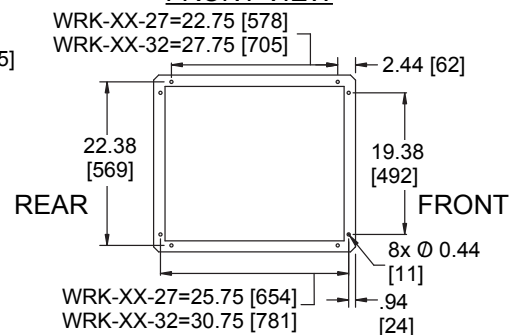
TOP VIEW



BOTTOM VIEW



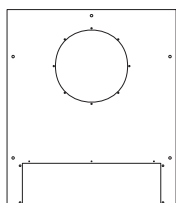
3.00 [76] =  
FRONT VIEW



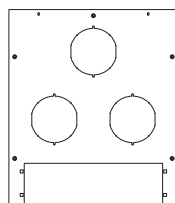
## FLOOR MOUNTING LOCATIONS

All dimensions in inches unless otherwise noted [All dimensions in brackets are in millimeters]

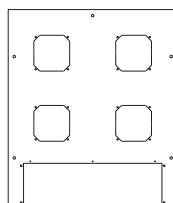
TOP OPTIONS ( removable plate opening  
accommodates 2 space panel )



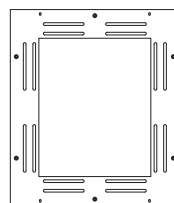
MW-10FT accepts 10" fan  
MW-10FT-550CFM  
includes 10" fan  
MW-10FT-FC includes  
10" fan and fan  
controller



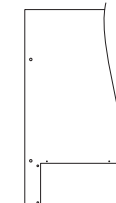
MW-6FT accepts 6" fans  
MW-6FT-660CFM  
includes 6" fans



MW-4FT accepts 4-1/2" fans  
MW-4FT-380CFM includes  
4-1/2" fans MW-4QFT-FC  
includes 4-1/2" quiet fans  
and fan controller




MW-LA accepts 6",  
9" and 12" width  
cable ladder



MW-ST solid



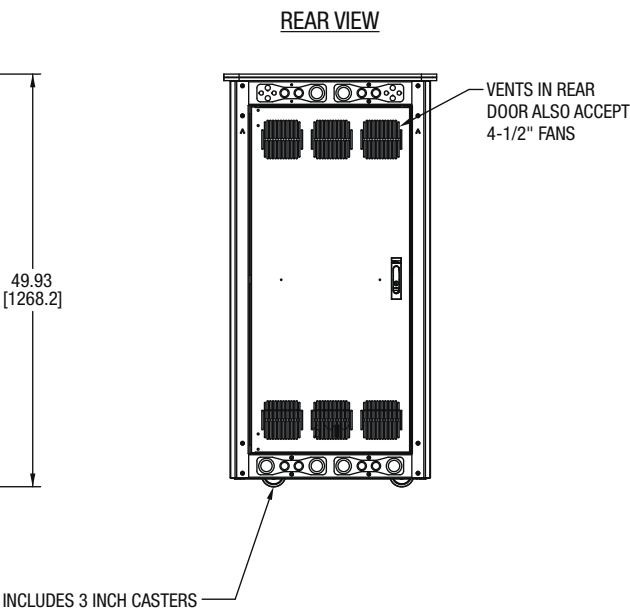
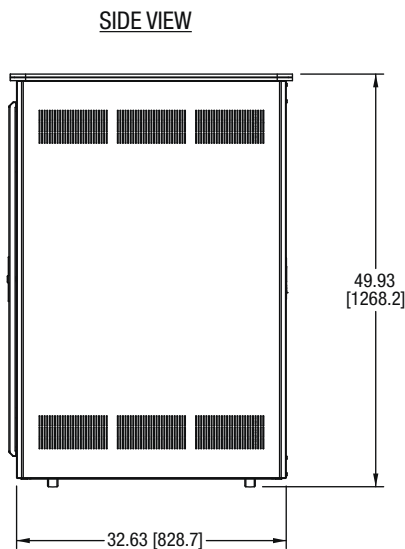
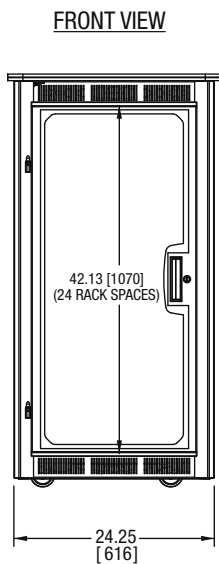
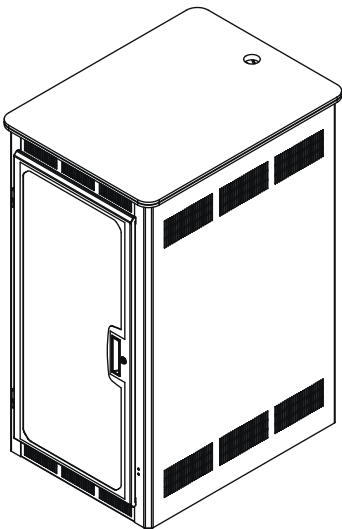
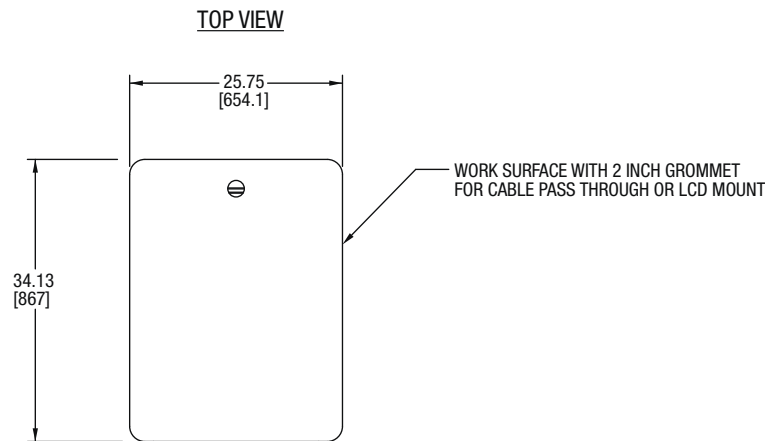
MW-VT slot  
vent



MW-LVT 64%  
open area



# WRK-24MDK basic dimensions



All dimensions in inches unless otherwise noted [All dimensions in brackets are in millimeters]

