


Middle Atlantic Products


EXCEPTIONAL SUPPORT & PROTECTION™


EIA/TIA Compliant
SEISMIC CERTIFIED
C(UL) US LISTED

The VRK Series 19" gangable enclosures Narrow multi-bay rack optimized for video cable bundles

Features

- Fully welded construction provides the following weight capacities - Static load capacity: 10,000 lbs - UL Listed load capacity: 2,500 lbs. - Seismic certified load capacity: 740 lbs.
- 1/8" thick structural steel internal braces
- Features horizontal lacing bars made from 1/2" thick tubing on 7" centers, which facilitate quick tie-and-slide lacing
- 2 pairs of 11-gauge 10-32 threaded rackrail with numbered rackspace increments
- Optional solid, fully vented, plexi & vented plexi front doors available
- Open top with configurable top panel options
- Seismic Certified (when used with VRK-Z4 option) with an Ip value of 1.5
- Durable black textured powder coat finish
- UL Listed in the US and Canada



VRK-44-31H

Enclosure Accessories

ADDITIONAL RAIL KIT
 CONFIGURABLE TOPS
 COPPER BUSS BAR
 CRATING SERVICE
 DOCUMENT POCKET
 DOOR LATCH
 GANGING HARDWARE
 REMOVABLE SIDE PANELS
 TOP RAILS
 UNIVERSAL FRONT DOORS
 WRINKLE TOUCH-UP PAINT

for details- see Master Catalog or visit www.middleatlantic.com

Architects' and Engineers' Specifications

EIA compliant 19" gangable equipment rack shall be Middle Atlantic Products model #VRK-44-__(31,36)H. Suffix of LRD shall indicate a model without the standard vented latching rear door. Overall dimensions of rack shall be 83-1/8"H x 22"W x __(31.4,36)"D. Useable height shall be 44 rackspace, useable depth shall be __(29,33.6)". Fully welded construction provides a static load capacity of 10,000 lbs. and a UL Listed 2,500 lb. weight capacity. Rack shall be constructed of the following materials: top and bottom shall be 14-gauge steel, horizontal braces shall be 16-gauge steel welded to uprights of 16-gauge steel giving an 1/8" thick structure, all structural elements shall be finished in a durable black powder coat. Rack shall include a locking, latching rear door. Rack shall come equipped with two pairs of 11-gauge steel rackrail with tapped 10-32 mounting holes in universal EIA spacing. Rackrail shall be finished in black e-coat with numbered rackspace. Top and bottom of rack shall feature vertical slotted vent pattern. Sides of rack shall feature 16 pre-installed horizontal lacing bars. Grounding and bonding stud shall be 1/4-20 threaded, installed in base of enclosure. VRK Series enclosures shall satisfy the 2007 & 2010 CBC; 2006, 2009 & 2012 IBC; ASCE 7-05 (2005 Edition) & ASCE 7-10 (2010 Edition) and the 2006 & 2009 editions of NFPA 5000 for use in areas of high seismicity, Seismic Use Group III, Zone 4 or Seismic Design Category (SDC) "D" with lateral force requirements for protecting 740 lbs. of essential equipment in locations with the highest level of seismicity and top floor or rooftop installations with an Importance factor (Ip) of 1.5 when used with MRK-Z4 seismic floor anchor bracket. Rack shall be UL Listed in the US and Canada. VRK series enclosure shall be GREENGUARD Indoor Air Quality Certified for Children and Schools. VRK series enclosure shall be RoHS EU Directive 2002 / 95 / EC compliant. VRK shall be manufactured by an ISO 9001 and ISO 14001 registered company. Rack shall be warranted to be free from defects in material or workmanship under normal use and conditions for the lifetime of the rack.

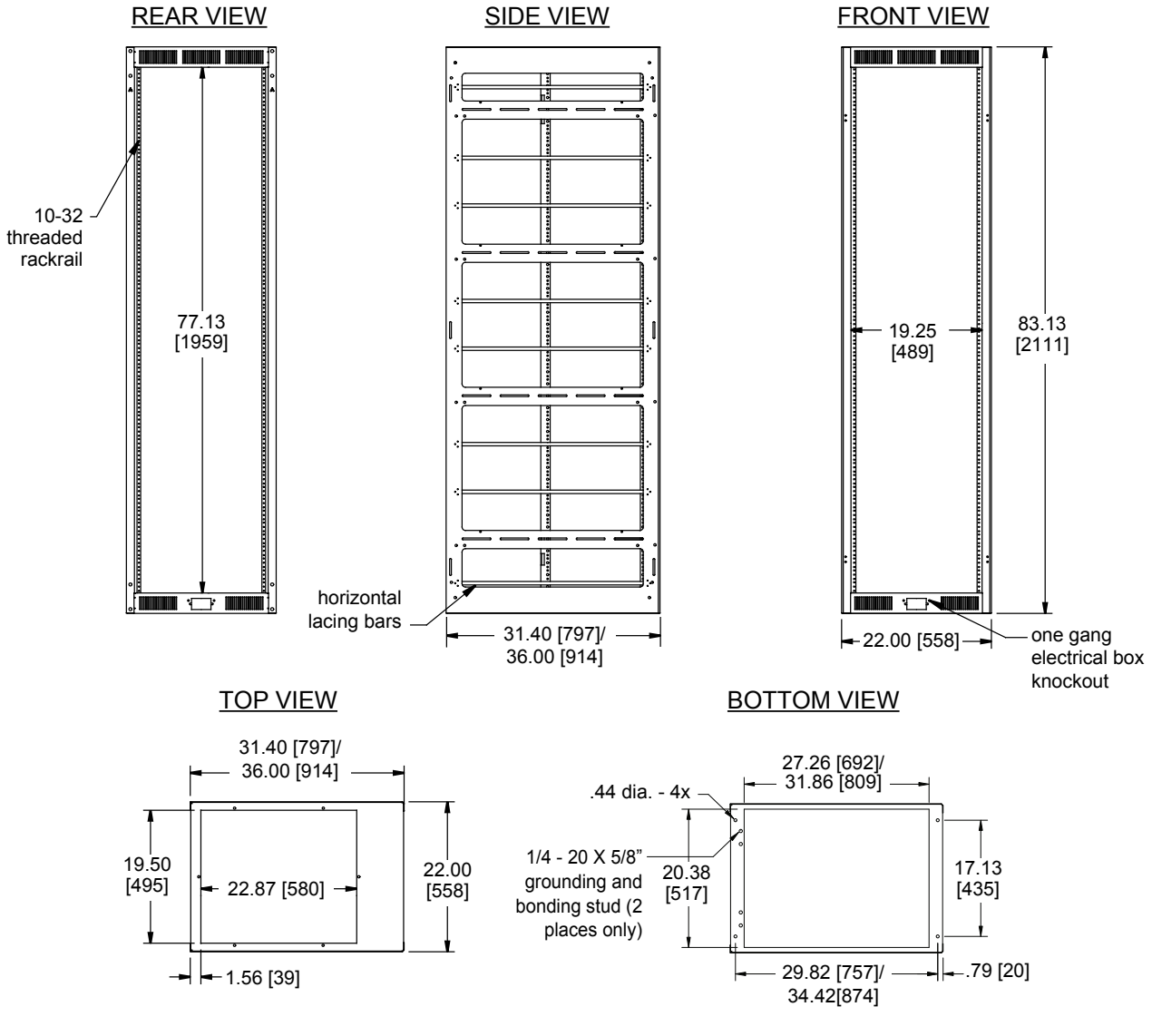
OPTIONS

- Front doors shall be reinforced 16-gauge steel, model # FD-44 (solid), VFD-44 (vented, 22% open area), LVFD-44 (vented, 64% open area), PFD-44 (plexi), PVFD-44 (vented plexi)
- Vented rear doors shall be 16-gauge steel, model # MW-VRD-44 (vented top and bottom), MW-LVRD-x (vented, 64% open area, excludes 24 and 37 space rack) (x = # of rackspace), MW-CLVRD-44 (split rear door, vented, 76% open area)
- Removable keylocked side panels shall be model # SPN-44-312/SPN-44-36
- Top panels, 16-gauge steel, multiple styles available including model # MW-ST (solid top), MW-10FT (accepts 10" fan), MW-4FT (accepts four 4 1/2" fans), MW-6FT (accepts three 6" fans), MW-VT (vented top), MW-LA (accepts 6" & 12" wide cable ladders), MV-PVT (31/36) vented pagoda adds 1.41" to top of rack
- Keyless Latch, replaces keylock & fits front & rear doors, model # LATCH
- Lacer strip, heavily perforated, 77" long, 11-gauge steel, model # LACE
- Additional rail kit, 11-gauge, 10-32 threaded, sold in pairs, hardware included, model # MV-RR44
- Seismic compliance floor anchor brackets shall be model # VRK-Z4

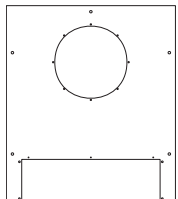
CUSTOMIZABLE SPECIFICATION CLIPS AVAILABLE AT MIDDLEATLANTIC.COM

VRK-44-31H/VRK-44-36H basic dimensions

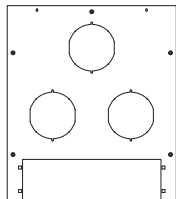
All dimensions in inches unless otherwise noted [All bracketed dimensions are in millimeters]



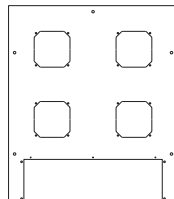
TOP OPTIONS (removable plate opening accommodates 2 space panel)



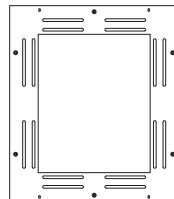
MW-10FT accepts 10" fan
 MW-10FT-550CFM includes 10" fan
 MW-10FT-FC includes 10" fan and fan controller



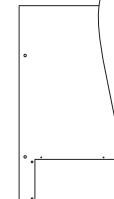
MW-6FT accepts 6" fans
 MW-6FT-660CFM includes 6" fans



MW-4FT accepts 4-1/2" fans
 MW-4FT-380CFM includes 4-1/2" fans
 MW-4QFT-FC includes 4-1/2" quiet fans and fan controller




MW-LA accepts 6", 9" and 12" width cable ladder



MW-ST solid



MW-VT slot vent



MW-LVT 64% open area

