



**Middle Atlantic Products**

EXCEPTIONAL SUPPORT & PROTECTION™

# WMRK Series Enclosure

96-01079 / rev 2h / 6-6-12



**SEISMIC CERTIFIED**

**EIA/TIA Compliant**

**C(UL) US LISTED**

**The WMRK Series configured multi-vendor server enclosure is optimized for use with servers from leading manufacturers**

## Features

- Standard front and rear adjustable cage nut style rail with Z-rail adapters to accommodate most server-slide kits
- Fully welded construction provides the following weight capacities: UL Listed load capacity: 2,500 lbs., Static load capacity: 10,000 lbs., Seismic certified capacity: 1,090 lbs.
- 24" overall width optimized for use on raised floors
- Z-rail adapters accommodate most server-slide kits
- Configured for passive thermal management
- Designed to allow racks to be ganged when fully loaded
- Removable split bottom rear panel allows cable bundles to be easily passed over or under the WMRK's standard key-locking split rear doors (standard on configured racks only)
- Rack top includes five integral gland grommets 4" cable pass-throughs (48" depth includes seven cable pass-throughs)
- Stud in base of rack facilitates the proper grounding and bonding of electronic equipment, as per NEBS and NEC standards
- Available configured, to simplify ordering and assembly, or as a rack frame only (rack frame only does not include rear door)



WMRK-4242SVR-AB

## Architects' and Engineers' Specifications

EIA compliant 19" gangable multi-vendor server rack shall be Middle Atlantic Products model #WMRK-\_\_\_ (refer to chart). Overall dimensions shall be \_\_\_ H x \_\_\_ W x \_\_\_ D (refer to chart). Useable height shall be \_\_\_ rackspaces; useable depth shall be \_\_\_ (refer to chart). Fully welded construction shall provide a static capacity of 10,000 lbs. and UL Listed load capacity of 2,500 lbs. Rack shall be constructed of the following materials: top and bottom shall be 14-gauge steel, horizontal braces shall be 16-gauge steel and all structural elements shall be finished in a durable black powder coat. Top shall include \_\_\_ 4" cable pass-throughs with gland grommets (7 for 48" deep racks). Rack shall have removable split rear knockout panels with 1/2", 3/4", 1" and 1-1/2" electrical knockouts and top BNC knockouts for UHF/VHF antennae. Grounding and bonding stud shall be 1/4-20 threaded, installed in base of enclosure. WMRK Series enclosures shall satisfy the 2007 & 2010 CBC; 2006, 2009 & 2012 IBC; ASCE 7-05 (2005 Edition) & ASCE 7-10 (2010 Edition) and the 2006 & 2009 editions of NFPA 5000 for use in areas of high seismicity, Seismic Use Group III, Zone 4 or Seismic Design Category (SDC) "D" with lateral force requirements for protecting 1,090 lbs. of essential equipment in locations with the highest level of seismicity and top floor or rooftop installations with an Importance factor (Ip) of 1.5 when used with WMRK-Z4 seismic floor anchor bracket. Rack shall be UL Listed in the US and Canada. WMRK shall be GREENGUARD Indoor Air Quality Certified for Children and Schools. WMRK series shall be RoHS EU Directive 2002 / 95 / EC compliant. WMRK shall be manufactured by an ISO 9001 and ISO 14001 registered company. WMRK rack shall be warranted to be free from defects in material or workmanship under normal use and conditions for the lifetime of the rack.

### OPTIONS (Standard on configured models)

- Locking front door shall be Middle Atlantic Products model #LVFD-WMRK-xx. Front door has a 70% open area
- Split rear door shall be Middle Atlantic Products model #MW-CLVRD-xx. Split rear door has a 79% open area
- Rack shall include corded 20 Amp power strip with 20 outlets Middle Atlantic Products model # PDT-2020C-NS (42 space models) or 10 outlets, Middle Atlantic Products model # PDT-1020C-NS (24 space models)
- Face-mounted temperature monitoring module with local and remote notification, Middle Atlantic Products model # TEMP-DEC
- 42 space model shall additionally include one 3-1/4" width vertical lacing strip, Middle Atlantic Products model # LACE-40-OP

### OPTIONS (All models)

- Vertical lacer strips, see master catalog for model # s
- Horizontal lacing bars, see master catalog for model # s
- Additional cage nut rackrail shall be model # PROWMRK-RRx (x = number of rackspaces)
- Additional Z-rail adapter shall be model # PROWMRK-ZRA-x (x = number of rackspaces)
- Seismic compliance floor brackets shall be model # WMRK-Z4

**CUSTOMIZABLE SPECIFICATION CLIPS AVAILABLE AT MIDDLEATLANTIC.COM**

US: New Jersey • California • Illinois • Voice: 973-839-1011 Fax: 973-839-1976 • middleatlantic.com  
Canada: Ontario • British Columbia • Voice: 613-836-2501 Fax: 613-836-2690 • middleatlantic.ca

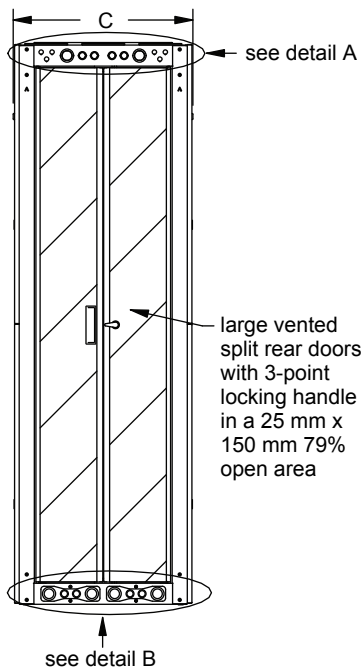
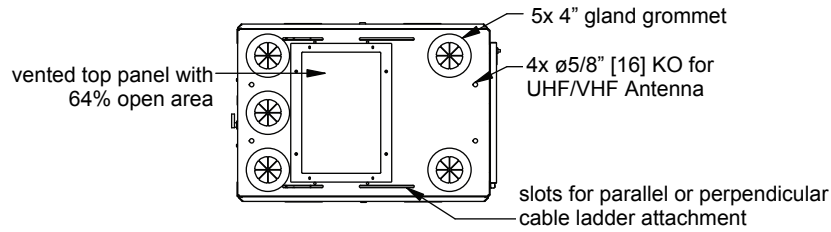
96-01079 / rev 2h / 6-6-12 / WMRK Series Enclosure

## WMRK basic dimensions

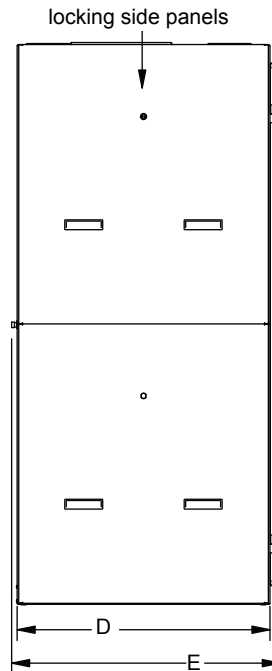
All dimensions in inches unless otherwise noted [All dimensions in brackets are in millimeters]



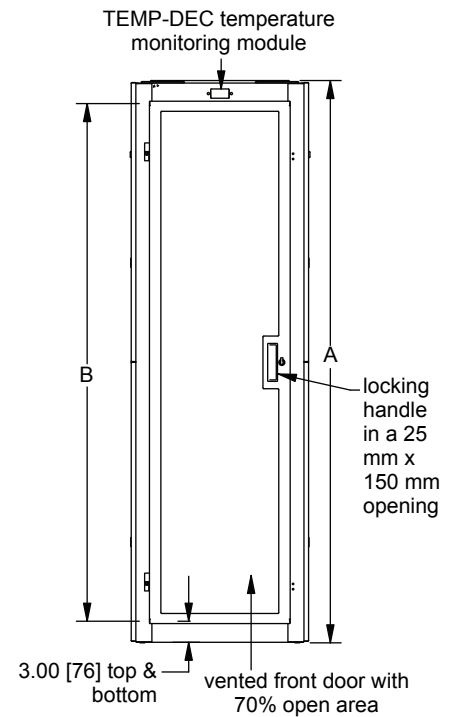
TOP VIEW



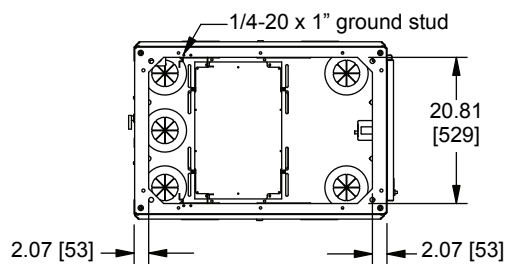
REAR VIEW



SIDE VIEW

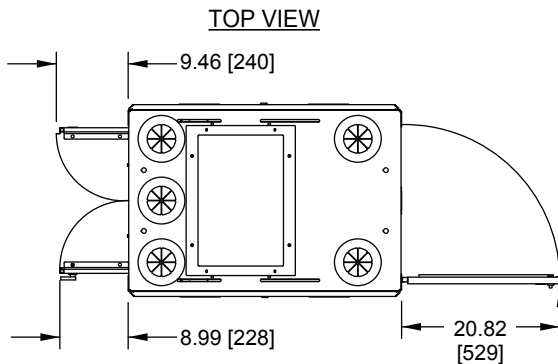
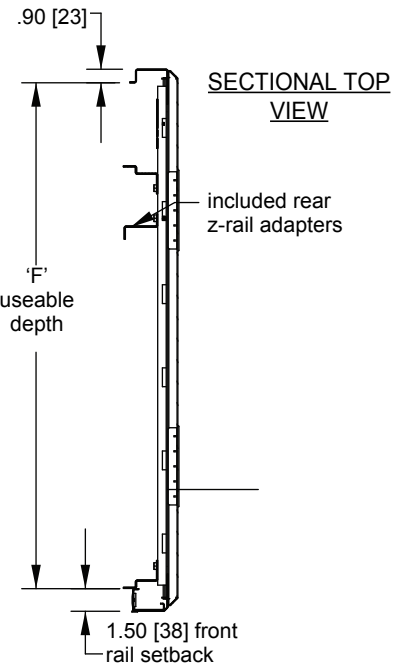
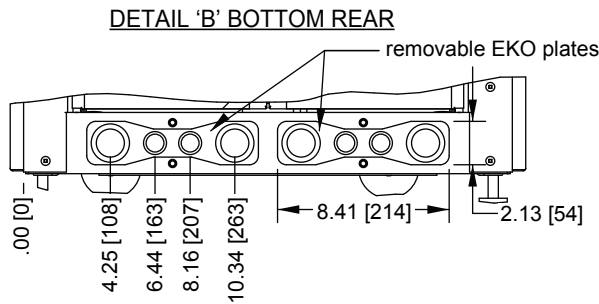
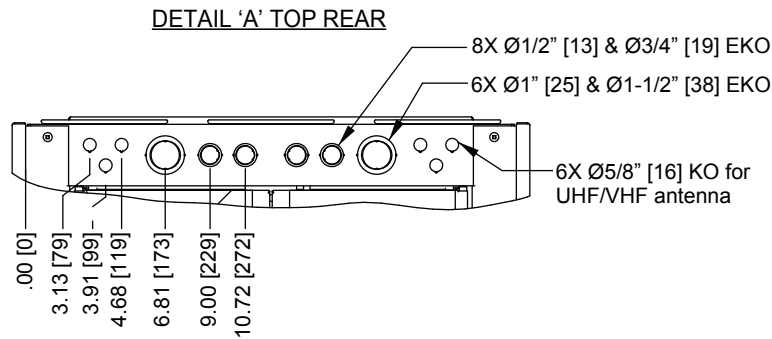


FRONT VIEW

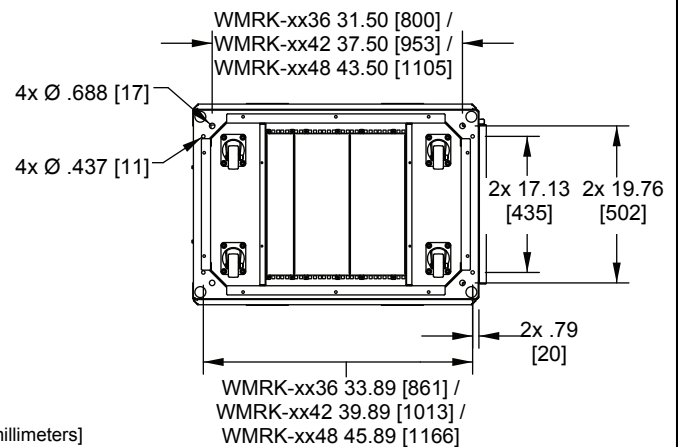


BOTTOM VIEW

# WMRK basic dimensions



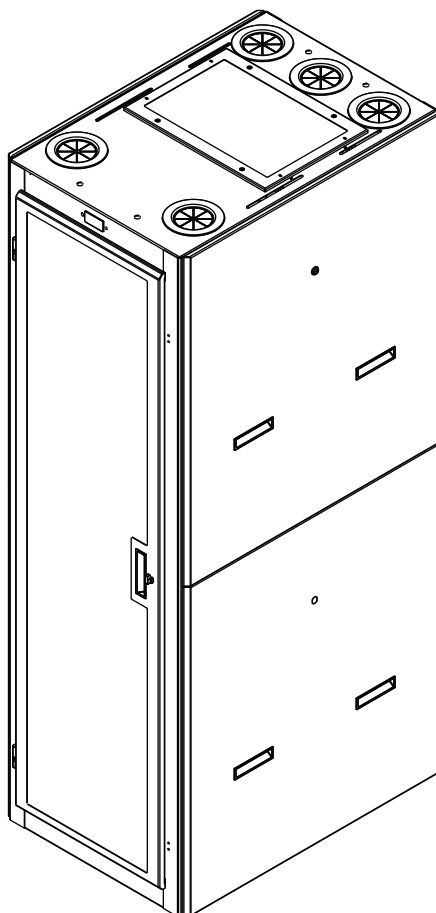
## FLOOR MOUNTING LOCATIONS



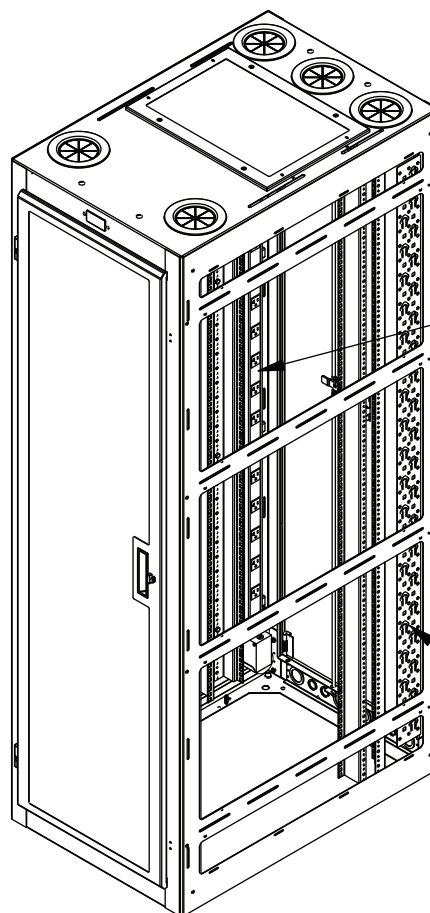
All dimensions in inches unless otherwise noted [All dimensions in brackets are in millimeters]

| Part No.        | A Height     | B Racking Height | C Width     | D Depth      | E Overall Depth | F Useable Depth | Side Panels Included | Configured |
|-----------------|--------------|------------------|-------------|--------------|-----------------|-----------------|----------------------|------------|
| WMRK-2436       | 48.31 (1227) | 42.00 (1067)     | 23.94 (608) | 36.00 (914)  | 36.00 (914)     | 33.60 (853)     | no                   | no         |
| WMRK-2436SVR    | 48.56 (1234) | 42.00 (1067)     | 25.58 (650) | 36.00 (914)  | 38.26 (972)     | 33.60 (853)     | yes                  | yes        |
| WMRK-2436SVR-AB | 48.56 (1234) | 42.00 (1067)     | 23.94 (608) | 36.00 (914)  | 38.26 (972)     | 33.60 (853)     | no                   | yes        |
| WMRK-4236       | 79.81 (2027) | 73.50 (1867)     | 23.94 (608) | 36.00 (914)  | 36.00 (914)     | 33.60 (853)     | no                   | no         |
| WMRK-4236SVR    | 80.06 (2034) | 73.50 (1867)     | 25.58 (650) | 36.00 (914)  | 38.26 (972)     | 33.60 (853)     | yes                  | yes        |
| WMRK-4236SVR-AB | 80.06 (2034) | 73.50 (1867)     | 23.94 (608) | 36.00 (914)  | 38.26 (972)     | 33.60 (853)     | no                   | yes        |
| WMRK-2442       | 48.31 (1227) | 42.00 (1067)     | 23.94 (608) | 42.00 (1067) | 42.00 (1067)    | 39.60 (1006)    | no                   | no         |
| WMRK-4242       | 79.81 (2027) | 73.50 (1867)     | 23.94 (608) | 42.00 (1067) | 42.00 (1067)    | 39.60 (1006)    | no                   | no         |
| WMRK-4242SVR    | 80.06 (2034) | 73.50 (1867)     | 25.58 (650) | 42.00 (1067) | 44.26 (1124)    | 39.60 (1006)    | yes                  | yes        |
| WMRK-4242SVR-AB | 80.06 (2034) | 73.50 (1867)     | 23.94 (608) | 42.00 (1067) | 44.26 (1124)    | 39.60 (1006)    | no                   | yes        |
| WMRK-4248       | 79.81 (2027) | 73.50 (1867)     | 23.94 (608) | 48.00 (1212) | 48.00 (1212)    | 45.60 (1158)    | no                   | no         |
| WMRK-4536       | 85.06 (2161) | 78.75 (2000)     | 23.94 (608) | 36.00 (914)  | 36.00 (914)     | 33.60 (853)     | no                   | no         |
| WMRK-4542       | 85.06 (2161) | 78.75 (2000)     | 23.94 (608) | 42.00 (1067) | 42.00 (1067)    | 39.60 (1006)    | no                   | no         |
| WMRK-4548       | 85.06 (2161) | 78.75 (2000)     | 23.94 (608) | 48.00 (1212) | 48.00 (1212)    | 45.60 (1158)    | no                   | no         |

## WMRK basic dimensions



WMRK-XXXXSVR



included  
power strip

included  
vertical  
lace

WMRK-XXXXSVR-AB

| Part #          | Included Power Strip | Included Vertical Lace |
|-----------------|----------------------|------------------------|
| WMRK-2436SVR    | PDT-1020C-NS         | --                     |
| WMRK-2436SVR-AB | PDT-1020C-NS         | --                     |
| WMRK-4236SVR    | PDT-2020C-NS         | LACE-40-OP             |
| WMRK-4236SVR-AB | PDT-2020C-NS         | LACE-40-OP             |
| WMRK-4242SVR    | PDT-2020C-NS         | LACE-40-OP             |
| WMRK-4242SVR-AB | PDT-2020C-NS         | LACE-40-OP             |