

FMCA3100 • Raised Access Floor Box



The UL and cUL Listed FMCA3100 raised access floor box combines flexibility, ease of installation, high capacity, and long-term value in an economical floor box assembly.

Proprietary modular panel design accommodates a wide variety of AV connectors, active devices, and barrier separated AC power.


The concrete rated rough-in box includes alignment labeling and detailed installation instructions for rough-in installation above grade.

Unique design and 11 gauge cover supports loads in excess of the 300lb UL standard.

Ideal for classrooms, houses of worship, conference rooms, courtrooms, performance venues or anywhere connections are needed in the floor.


The attractive design and finish allows for the FMCA3100 to also be used for in-wall applications.

- **Attractive solid brass 11 gauge cover, hand polished to a satin finish**
- **Accepts all ModuLine Insert Panels (up to 16 XLR type connectors or duplex power)**
- **Cable Slots allow 16 cables up to 1/4" O.D.**
- **Self-trimming cover installs on top of carpet or hard surface**
- **Accommodates Decora®, AAP®, and MAAP® active devices**
- **Options include:**
 - Pre-punched insert panels
 - Duplex power module, UL Listed
 - Rough-in box
 - HandHold basket
 - Connector loading
 - Labeling and more



FMCA3100 • additional details

Cutaway view



FMCA3100 assembly includes:

Hinged Cover
Carrier Bracket
Integral Basket (2ea.)
Cover Gasket (2ea.)
Mounting Hardware

Order Rough-in box and Moduline Insert Panels separately

Heavy duty construction to withstand abuse

Integral basket hides construction rough-in box from view - provides finished installation

Full two year warranty

Dimensional data (nominal)

Door/Cover: 14"L x 14"W

Basket: 10.5"L x 10.75"W x 2.5"D
(without rough-in box)

Rough-in box for FMCA3100 • order separately



BB3000
12^{1/2}"x12"x4"
w/ 1/2" & 3/4"
3/4" & 1" and
1" & 1^{1/4}" combo
knockouts



BB3000D
12^{1/2}"x12"x6"
w/ 1/2" & 3/4"
3/4" & 1" and
1" & 1^{1/4}" combo
knockouts

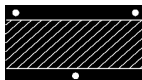


A&E specification

FMCA3100 - Satin Hand Finished Solid Brass w/ Self-trimming Cover, 4ea. .25" x 1" Cable Slot

Floor box assembly shall consist of a Cover with hinged door opening, 2ea. Gaskets, 2ea. Baskets and Carrier Bracket. Door / Cover shall be of 11 gauge solid brass (not plated), shall measure 14"L x 14"W, shall be self-trimming, mount virtually flush with the floor or surrounding surface and shall be secured with security socket head screws. Cover shall have radiused corners. Baskets shall be of 16 gauge steel and shall be 10.5"L x 10.75"W x 2.5" deep. Baskets shall mount on manufacturer's backbox BB3000 or BB3000D. Baskets shall accommodate (4ea) ModuLine Insert Panels or (4ea) MPR (duplex power module) or a combination thereof. ModuLine Insert Panels shall be of 14 gauge steel, shall accommodate ___ (specify quantity) connectors, and shall be removable for installation and service without disassembling Cover, Gasket or Baskets. All components shall be UL Listed and conform to all applicable standards of the National Electrical Code. Floor box assembly shall be Mystery Electronics FMCA3100.

Moduline Insert Panels*



MPK - XLR Type

MPP - Decora

MP8 - Blank

MPQ - Data

MPL - MAAP

MPU - MAAP

MPJ - AAP

MPC - Custom

MPR - Duplex

*For greater flexibility, MPK, MPM and MPU accept all Mystery Electronics FlexiConn system connectors. Consult website for additional panel offerings.

Important Note:

Mystery Electronics backboxes are UL® Listed and conform to all applicable N.E.M.A. Standards. While locally available boxes may seem acceptable as substitutes, there are differences in certain critical dimensions. For a fast and easy installation and to avoid costly onsite rework, the user is strongly cautioned to use only Mystery Electronics backboxes. They are proven to be the lowest cost alternative.

floor box solutions since 1979

MYSTERY
ELECTRONICS, LLC

6438 Morton Road
Greenbrier, TN 37073
800 798 2256 sales
615 643 8460 voice
615 643 8464 fax

sales@mysteryelectronics.com

EB-A14-00