

- Replace heavy, noisy analog copper snake with a single Ethernet cable
- Adds a complete monitor mixer on stage
- 16 more aux mixes
- Separate Fat Channel processing and reverb/delay FX from FOH
- Control from UC Surface™ on a Windows® 8 touch computer, Mac® or PC laptop, or iPad®
- Individual artist mix control with QMix-AI for iPhone
- FOH can source inputs from the local analog, FireWire, or remote RM mixer
- Stage RM mixer can source inputs from the local analog or remote FOH mixer
- Control RM AI mixer preamps from StudioLive AI console mixer FOH
- Linked Talkback, Scene save and recall
- Simple one-step connection takes care of all default routing and setup



SL-AVB-MIX Option Card

for StudioLive 16.4.2AI, 24.4.2AI & 32.4.2AI mixers.



Turn an RM32AI or RM16AI into a stage box and monitor mixer for any StudioLive AI FOH console. Use a single CAT5 cable as a snake.



Introducing the next phase of Active Integration. The new SL-AVB-MIX AVB option card for StudioLive AI mixers lets you connect your AI Console mixer to an RM AI mixer for reliable, low latency audio networking and control. You can even adjust the on-stage RM

mixer's XMAX™ mic preamps directly from your front of house console.

All StudioLive RM mixers ship with the AVB card already installed and will only need a firmware update to turn on this functionality!

Audio networking provides

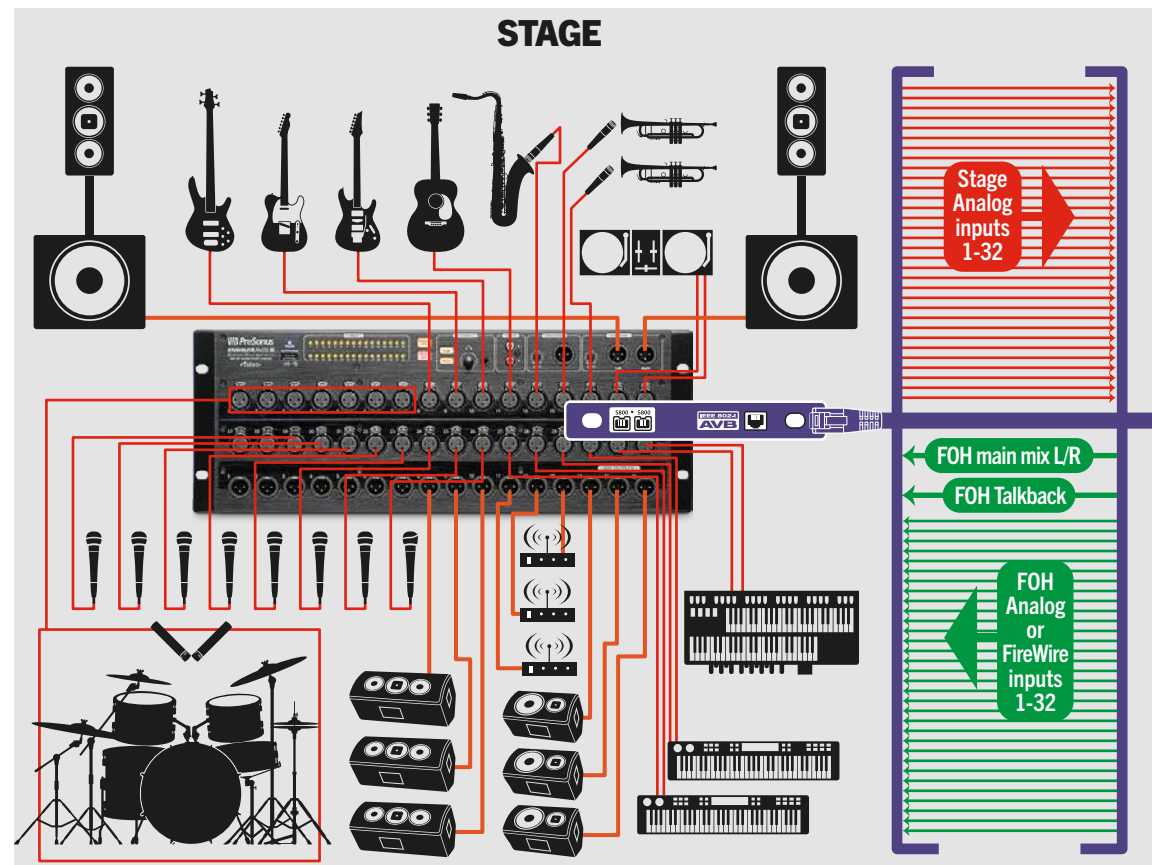
new, simpler ways to connect your audio gear and save the time, money and weight that comes with reels of copper audio snakes.

Unlike other networked stage boxes, using the RM mixer actually expands your mix system with a dedicated

monitor mixer complete with its own Fat Channel processing and effects independent of what's being used at FOH.



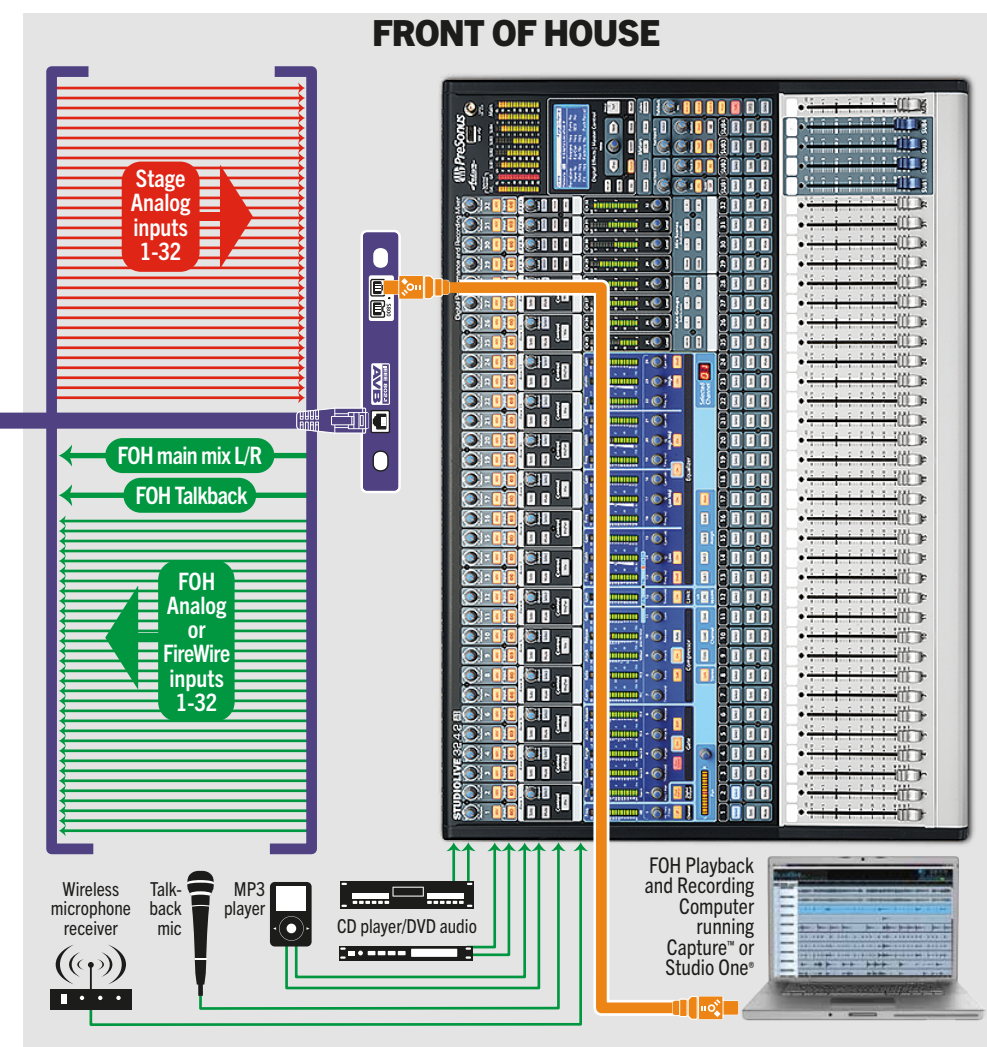
SL-AVB-MIX option card for StudioLive™ consoles



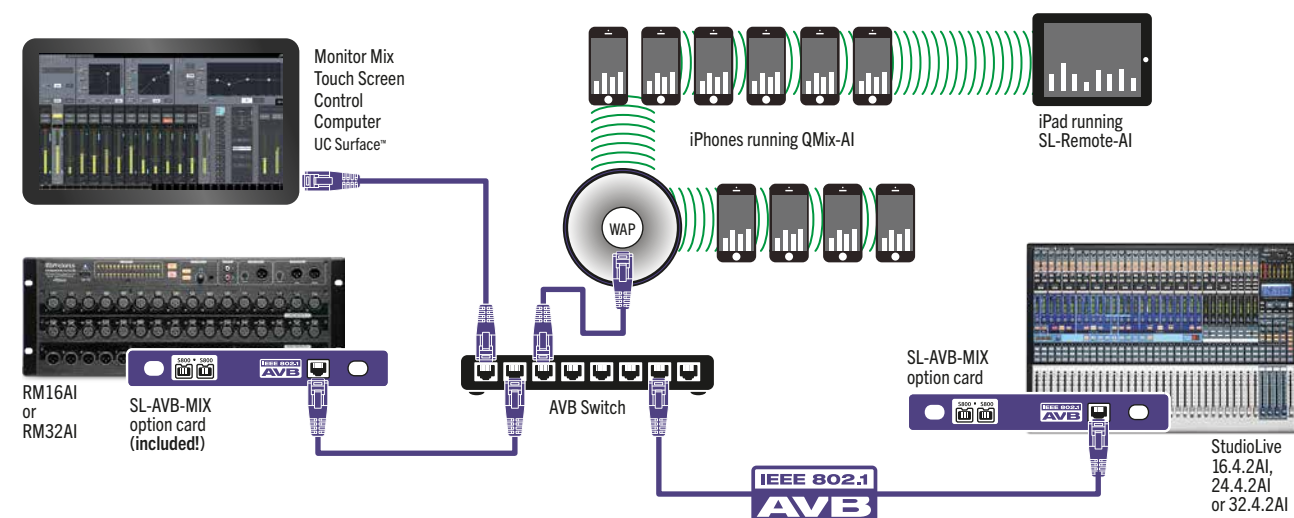
Your snake is now one single CAT5 cable.



instead of a heavy, expensive, bulky copper hose monster that people always trip on.

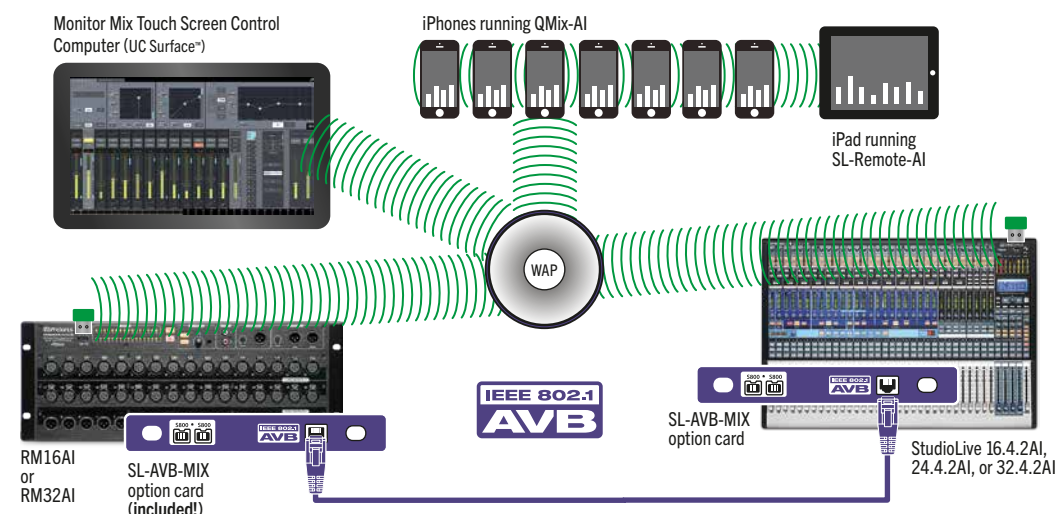


Option 1: AVB Switch between RM Stage Box and StudioLive FOH Console



Option 2: No switch between RM Stage Box and StudioLive FOH Console

Wireless control connected via USB "dongle" on each StudioLive mixer



Five simple steps for using a StudioLive RM mixer as a stage box for your StudioLive AI Console mixer.

1. **Connect mixers** — direct peer to peer or through an AVB switch.
2. **Turn on Stage Box option** — from the FOH AI Console mixer Master Control screen, page down to digital option, select stage box option and change to "on" (this automatically configures the default system configuration and routing).
3. **Select the channels you want to source remotely.** FOH inputs can be sourced from local inputs or stage. Stage inputs can be sourced from local input or from front of house.
4. **Set up your mix** — Main mix at FOH sent to both FOH outputs and Stage main L/R outputs plus you have up to 14 aux mixes and 4 subgroups at FOH and an additional 16 aux mixes at stage.
5. **Save and recall your scene set-ups** Saving and recalling at FOH saves settings for both mixers, saving and recalling at Stage is local to the stage making it easy to manage different monitor mixes independent of FOH.

With PreSonus AVB networking, we take the complexity out of the setup. You can take advantage of a networked audio system without needing an IT degree.

While we have lots of plans for expanding the capabilities of the PreSonus AVB network system, we've kept this first launch phase simple and focused on use as a remote stage box with monitor mixing system. The following Q&A details what the system can and can't do at this time.

How many mixers can I connect together?

At this time two mixers can be connected via PreSonus AVB. One AI Console mixer at FOH and one AI RM mixer at stage.

Can I connect any AI Console mixer with any RM mixer?

Yes, any of the three models of AI Console mixers (32.4.2AI, 24.4.2AI, 16.4.2AI) can connect with any of the two AI RM mixers (RM32AI, RM16AI).

Can I connect the two mixers directly (without a switch)?

Yes, a single Ethernet cable from the FOH AI Console mixer to the Stage RM mixer is all that's needed to establish a PreSonus AVB connection. When connected without an AVB switch, wireless control is accomplished by using the included Wi-Fi dongle to connect the mixers to a wireless router (see diagram below).

Do I need a special switch/router to use PreSonus AVB?

Yes, if you plan on using a switch in your setup the switch must be a qualified AVB switch. At this time we've qualified the following AVB switches to work with the PreSonus AVB network.

Brand	Model
Netgear	GS716Tv3 16-port with AVB Firmware
Netgear	GS724v4 24-port with AVB Firmware
Netgear	GS748Tv5 48-port with AVB Firmware
MOTU	AVB Switch
Extreme Networks	Summit X440-8t / Software: ExtremeXOS 15.4.1.2 / Hardware: Rev 11.0

Continued on the next page



How do I set up wireless control for the mixers?

When connected without an AVB switch, wireless control is accomplished by using the included Wi-Fi dongle to connect the mixers to a wireless router. When connected with an AVB switch, wireless control is accomplished by connecting a wireless router to an open port on the AVB switch.

How many channels can I send across the network?

At this time up to 32 input channels from the stage RM mixer, up to 32 input channels from the FOH AI Console mixer, Main L/R from the FOH AI Console mixer, and Talkback from the FOH AI Console are routed across the network.

Can I send channels pre or post Fat Channel processing?

Yes, setting up an individual channel's digital send as either Pre or Post DSP will route the network send for that channel from before or after the Fat Channel processing.

Do the main mix outputs from my FOH AI Console mixer show up on the Stage RM mixer?

Yes, in the PreSonus AVB Stage Box/Mixer configuration, the Stage RM mixer will source its Main Left and Right outputs from the networked FOH AI Console mixer instead of the local RM mixer main mix.

Can I use the Aux and Main mixes on the Stage RM mixer?

All Aux mixes are available to use as monitor mixes on the Stage RM mixer complete with Fat Channel processing. At this time, the Main L/R mix is not available since the Main L/R outputs on the Stage RM mixer will be sourced from the FOH AI Console mixer main L/R mix.

Can I send Aux mixes between mixers?

At this time only the Main L/R mix from the FOH AI Console mixer is routed across the network. All Aux mixes remain local to the mixer they are on. This is planned for a future update.

Can I control the RM mixer preamps from the AI Console mixer at FOH?

Yes, in the PreSonus AVB Stage Box/Mixer configuration, any input on the FOH AI Console mixer that is sourced from the networked Stage RM mixer can control the preamp gain, +48V, and polarity directly from the console. The +48V and Polarity button on the associated channel will now control the remote Stage RM mixer input.

The Value encoder in the Master Control section of the FOH AI Console mixer will control the remote Stage RM mixer preamp gain for the currently selected channel.

Can I connect a computer via FireWire for recording and playback?

Yes, you may connect a computer for playback and recording via FireWire at the FOH AI Console mixer. At this time FireWire playback/recording is not supported at the Stage RM mixer while in Stage Box/Mixer configuration.

Can you connect a computer via AVB Ethernet for recording and playback?

At this time the PreSonus AVB network does not support Ethernet computer connections for audio playback and recording. This is planned for a future update.

Can I send FireWire inputs across the network?

Yes, when a computer is connected to the FOH AI Console mixer for FireWire playback, any input that is sourced from the FireWire input will also send that

FireWire source across the network allowing the Stage RM mixer to source the same input for monitor mixing.

Can I use UC Surface, QMix, and VSL to control the system?

Yes, the RM mixer supports UC Surface and QMix-AI and the AI Console mixer supports VSL-AI, SL-Remote AI, and Qmix-AI. In the future the AI Console mixers will also be controlled from UC Surface.

Can I customize the channel routing between mixers?

At this time the network routing between mixers is fixed to provide a simple and reliable setup with as little confusion as possible. In the future we'll be adding flexible routing support.

Can I control the Aux mixes on the RM mixer from the AI Console mixer at FOH?

There is no control of the RM mixes from the FOH AI Console mixer. The best way to control the Stage RM Aux mixes from FOH is to use a computer or iPad running UC Surface.

Can I control the Fat Channels on the RM mixer from the AI Console mixer at FOH?

At this time there is no way to control the fat channel processing on the Stage RM mixer from the FOH AI Console mixer. The best way to control the Stage RM Fat Channel processing from FOH is to use a computer or iPad running UC Surface.

How does talkback work between the two mixers?

When set up in the PreSonus AVB Stage Box/Mixer configuration, the Talkback

input on the FOH AI Console mixer is automatically routed as the talkback source for the Stage RM mixer. Pressing Talkback on the FOH mixer also engages Talkback on the Stage mixer. All you have to do is choose which mixes you want to the talkback, to be routed to the Stage RM mixer using UC Surface.

Can I route inputs from the AI Console mixer at FOH back to the RM mixer on stage?

Yes, all inputs at the FOH AI Console mixer are available as network sources for the Stage RM mixer inputs. This is great if you have wireless mic receivers or playback sources at FOH that need to be routed into the stage aux mixes.

Will this system work with Dante networking?

No, at this time Dante and AVB are not compatible. We will be offering a Dante option card for our mixers soon that will allow them to be used on a Dante network.

Will this system work with AES67 or Ravenna?

No, at this time we have no support for AES67 or Ravenna.

Will this system work with AVB products from other manufacturers?

With this initial release, the PreSonus AVB network only supports PreSonus AVB products. Support for other AVB products will be added in a future update.

Does this system work with the StudioLive AI loudspeakers?

An AVB option card for the PreSonus SL AI loudspeakers will ship in Q2 2015. When the AVB option is available for the speakers, we'll support their use on the PreSonus AVB network along with our mixers.

Will PreSonus AVB networking work at 96kHz?

Not at this time. While our StudioLive AI mixers all support 96kHz operation, the AVB option card does not yet support 96kHz. This will be added in a future update.