



Twisted Pair Format-A Modules D-TPS7A & D-TPP7A Format-A Passive Single Pair Sender



- Stereo Audio Input Combined to Mono Output
- Input on Mini-jack
- Switch Selects which RJ45 Pair (A, B or C) is Fed
- Signal and Power Pair Pass-Through between TP CABLE RJ45 Jacks
- Passive Circuitry Does Not Require Power
- Galvanic Isolation through a Studio-Quality Transformer
- Daisy-Chain with Single-Pair or Two-Pair Format-A Senders



- D-TPS7A or DS-TP76A Format-A Audio Sender
- Video Monitor Pass-Through
- Available in RDL White/Gray (D-TPP7A)
- Available in Stainless Steel (DS-TPP7A)

The -TPS7A is a single-pair audio sending module compatible with RDL[®] Format-A twisted pair products. The front panel features a single stereo mini-jack intended for stereo consumer line level audio sources. A studio-quality transformer provides isolation between the audio source and the RJ45 TP CABLE.

The -TPS7A is a single-pair sender, feeding the input signal to the cable pair set on the rear-panel switch during installation. This module drives only one cable pair, therefore a TP CABLE RJ45 jack is provided to accept signals and power from other mic-level or line-level Format-A senders. Two other single-pair senders may be chained to a TP CABLE jack, or a single two-pair sender may be connected. If three single-pair senders are connected together, each sender must feed a different pair: A, B or C. The -TPS7A must be set to feed pair A if it is connected together with an RDL two-pair sender that feeds stereo audio on pairs B and C.

The -TPS7A is a passive module that does not require power to operate. If power is present on a cable connected to a TP CABLE jack, that power is passed through to the modules connected to the other TP CABLE jack.

The D-TPP7A is the same as the D-TPS7A but includes a connection for composite video pass through.

TWISTED PAIR Format-A

Model D-TPS7A & D-TPP7A

Format-A Passive Single-Pair Sender

Installation/Operation

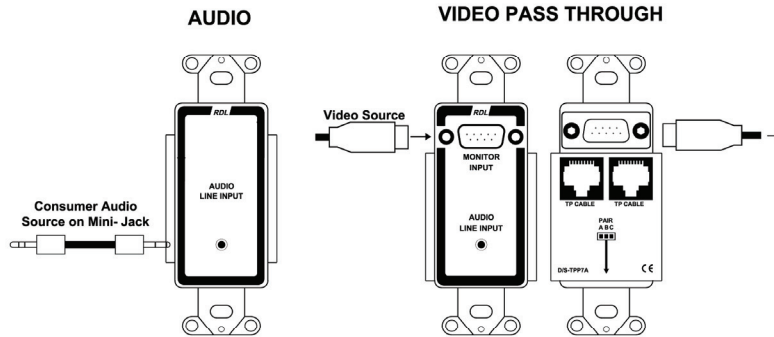
CE EN55103-1 E1-E5; EN55103-2 E1-E4
Typical Performance reflects product at publication time exclusive of EMC data, if any, supplied with product. Specifications are subject to change without notice.

STEP 1: Set the **PAIR** selector so the module is driving the desired pair A, B or C of the Format-A cable. If the module is connected together with one or two other single-pair senders, each sender must be set to a different pair. If connected together with a two-pair sender, the switch must be set to pair A.

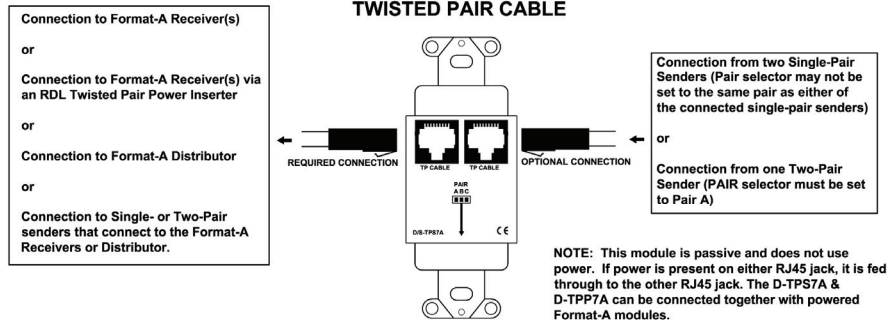
STEP 2: Connect a high-impedance unbalanced audio source to the input (-10 dBu 3.5 mm mini-jack).

STEP 3: Connect the twisted pair cable(s) and mount the module.

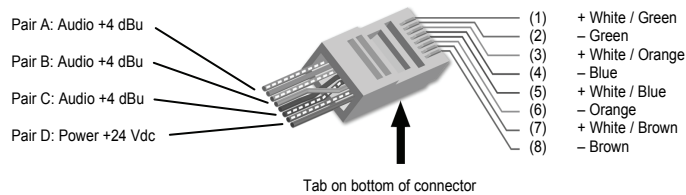
CONNECTIONS



TWISTED PAIR CABLE



RJ45 Standard wiring



RJ45 conductor colors shown are for 568A standard. The 568B standard may be used if the connectors at both ends of the cable are wired identically.

Input:	3.5mm mini-jack, unbalanced stereo combined to mono	Frequency Response:	20 Hz to 20 kHz (±0.5 dB)
Input Level:	-10 dBV, +22 dBu max	THD:	< 0.1% (50 Hz to 20 kHz); <0.001% (1 kHz typ)
Format-A Signal Pair Used:	Switch-selectable A, B, or C (rear-panel switch)	Power Requirement:	Passive
Format-A Input:	RJ45 TP CABLE	Dimensions:	1.6" (4.06 cm) W; 4.11" (10.45 cm) H; 1.89" (4.8 cm) D
Output:	RJ45 TP CABLE, RDL TP Format-A		