




RDL[®]
Radio Design Labs

SPECIALISTS IN PRACTICAL PRECISION ENGINEERING™

ACCESSORIES

Models RCX-J1, RCX-J2, & RCX-J3; D-J1, D-J2, & D-J3 AUDIO INPUT PANELS


The -J1, -J2 and -J3 are audio input accessories from Radio Design Labs offered in Decora® plates and in RDL *ULTRASTYLE* design. The RCX- panels are finished in two coordinated neutral colors to complement the broad range of decor encountered in commercial environments. The D- panels are finished in RDL's grey/white color or in stainless steel. These input panels are intended for installations demanding the ultimate in professional styling combined with durability, longevity and value. The -J1, -J2 and -J3 fit directly into RDL back boxes (WB-1U, WB-2U) to fit cabinets, US or international walls. The back of each panel assembly is finished with a metal enclosure clearly labeled for easy installation.



RCX-J1; D-J1

- Wall Mounted Microphone Input
- XLR Input Connector with Gold Contacts
- Barrier Block Wiring Connections
- Ground-Lift Terminals on Barrier Block


The -J1 is a complete microphone input panel assembly. Connections to the female front-panel XLR jack are made on a rear barrier block. Four terminals are provided: **CASE GROUND**, **SHIELD** (XLR pin 1), **+** (XLR pin 2) and **-** (XLR pin 3). The installer may install a jumper between the pin 1 connection and **CASE GROUND** if desired. The back of the -J1 is finished with a metal enclosure clearly labeled for easy installation.



RCX-J2; D-J2

- Wall Mounted Line-Level Audio Input Panel
- Gold Plated Phono Jacks
- Hum Cancellation on Unbalanced Line Inputs
- Transformer Isolation for Unbalanced Line Inputs
- Balanced Output for Unbalanced Line Inputs

The -J2 is a complete unbalanced line-level audio input panel assembly. The front panel features two phono jacks, intended for mono or stereo consumer level sources. **LEFT** and **RIGHT** are combined and balanced through audio transformers configured to reject induced hum. The line-level output is provided on the rear-panel barrier block for connection to 10 kΩ or higher input impedance line level module or equipment inputs.



RCX-J3; D-J3

- Wall Mounted Audio Inputs
- XLR Microphone Input with Gold Contacts
- Gold Plated Phono Jack Line Inputs
- Hum Cancellation on Unbalanced Line Inputs
- Transformer Isolation for Unbalanced Line Inputs
- Balanced Output for Unbalanced Line Inputs

The -J3 is a complete audio input panel assembly. The front panel features a female XLR jack and two phono jacks. The XLR is connected directly to the rear-panel barrier block. The phono inputs are identical to the -J2.

ACCESSORIES

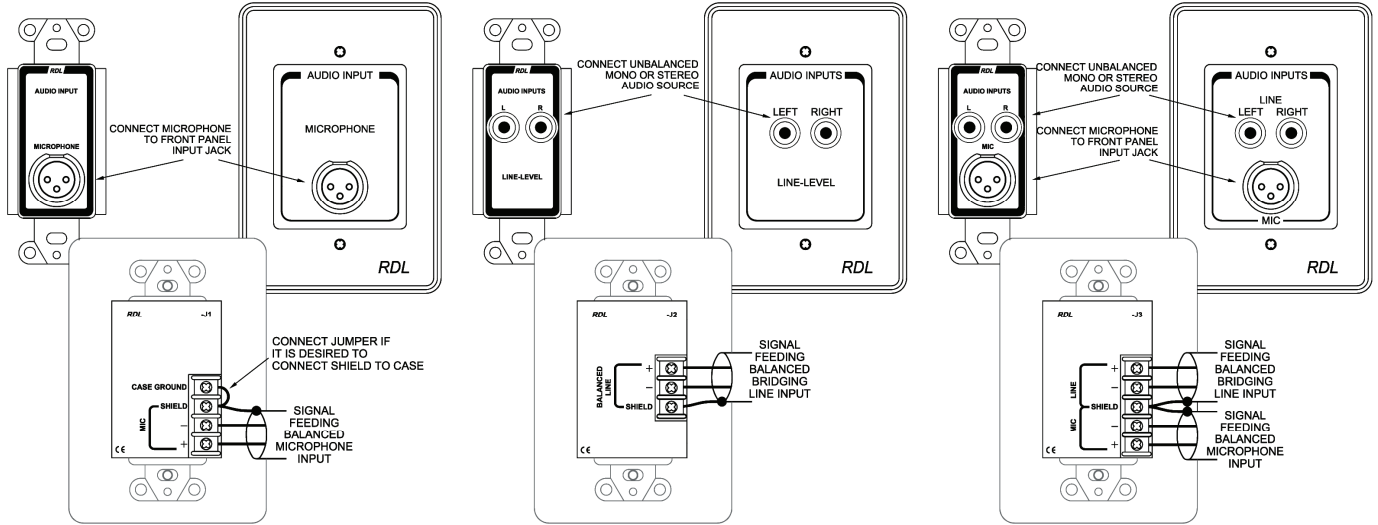
Models RCX-J1, RCX-J2, & RCX-J3; D-J1, D-J2, & D-J3
AUDIO INPUT PANELS

Installation/Operation



EN55103-1 E1-E5; EN55103-2 E1-E4

Typical Performance reflects product at publication time exclusive of EMC data, if any, supplied with product. Specifications are subject to change without notice.



TYPICAL PERFORMANCE

RCX-J1; D-J1

Input connector:

Output connector:

Output connections (4):

RCX-J2; D-J2

Input connectors:

Output connector:

Output connections:

Frequency response:

RCX-J3; D-J3

Input connectors:

Output connector:

Output connections:

Line:

Mic:

Frequency response:

Power Requirement:

XLR female gold contacts

Full size barrier block

CASE GROUND, SHIELD (XLR pin 1), + (XLR pin 2), - (XLR pin 3)

Phono jacks with gold contacts (2)

Full size barrier block

+, -, SHIELD

30 Hz to 20 kHz (± 1 dB line level)

XLR female with gold contacts (1), Phono jacks with gold contacts (2)

Full size barrier block

+, -, SHIELD

SHIELD (XLR Pin 1), + (XLR Pin 2), - (XLR Pin 3)

30 Hz to 20 kHz (± 1 dB line level)

Passive (all models)

Overall Dimensions RCX-:

Height:	4.07 in.	10.34 cm
Width:	3.25 in.	8.26 cm
Depth:	1.29 in.	3.28 cm

Overall Dimensions D-, DS-:

Height:	4.13 in	10.49 cm
Width:	1.7 in	4.32 cm
Depth:	1.75 in	4.45 cm:

Radio Design Labs Technical Support Centers

U.S.A. (800) 933-1780, (928) 778-3554; Fax: (928) 778-3506

Europe [NH Amsterdam] (+31) 20-6238 983; Fax: (+31) 20-6225-287