



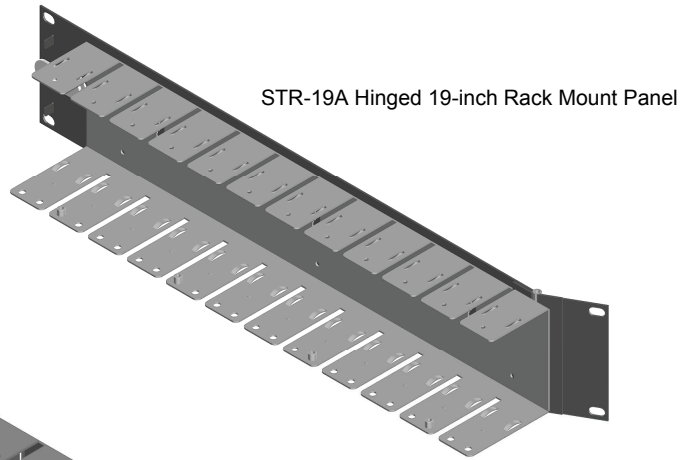
ACCESSORIES

Models STR-19A & SR-12A

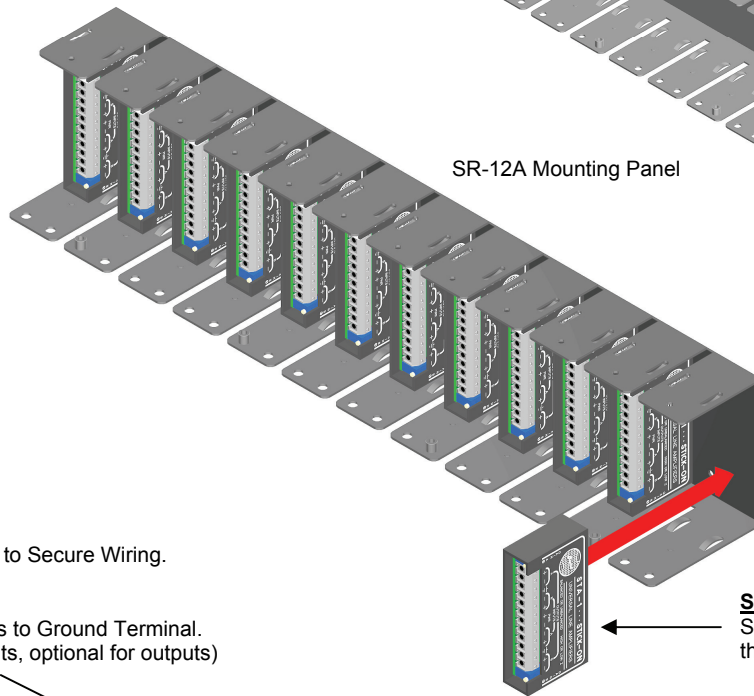
Installation/Operation



EN55103-1 E1-E5; EN55103-2 E1-E4
Typical Performance reflects product at publication time
exclusive of EMC data, if any, supplied with product.
Specifications are subject to change without notice.



STR-19A Hinged 19-inch Rack Mount Panel



SR-12A Mounting Panel

Step 2

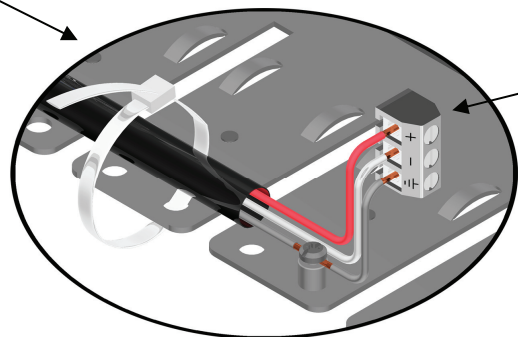
Use Cable Ties to Secure Wiring.

Step 3

Connect Shields to Ground Terminal.
(normal for inputs, optional for outputs)

Step 1

Slide STICK-ON Modules into
the STR-19A or the SR-12A.



STICK-ON Module Terminal Block