




RDL[®]
Radio Design Labs

SPECIALISTS IN PRACTICAL PRECISION ENGINEERING™

STICK-ON[®] SERIES Model STD Series Divider/Combiner Networks

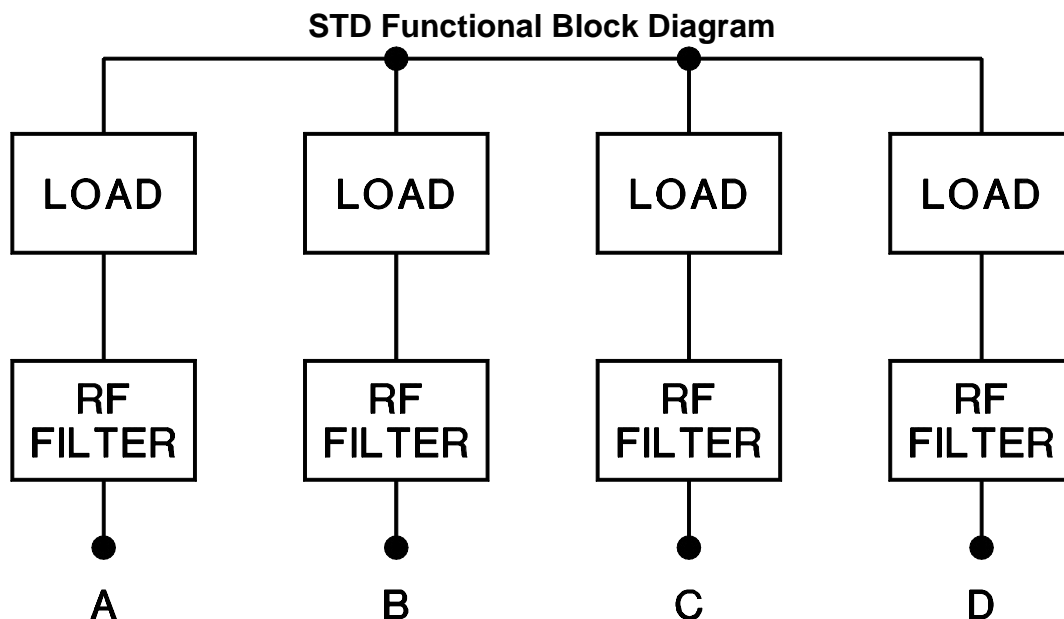
ANYWHERE YOU NEED...

- To Combine Audio Signals to a Single Output
- To Filter RF from an Audio Line
- To Combine Stereo Signals
- To Feed a Mono Signal to Stereo Inputs
- To Combine Multiple Mics to a Single Input



You Need The STD Series!

The STD series of products is part of the STICK-ON line of products from Radio Design Labs. It is a resistive branching network with RF filtering on each of the four channels. Any channel, A through D, may be either input or output. This permits combining stereo signals into mono inputs, splitting mono signals to multiple inputs, and even combining microphones with output shorting switches into a single amplifier input. The STD products are available in 150 Ω , 600 Ω and 10 k Ω models. All inputs and outputs are balanced.



STICK-ON[®] SERIES

Model STD Series

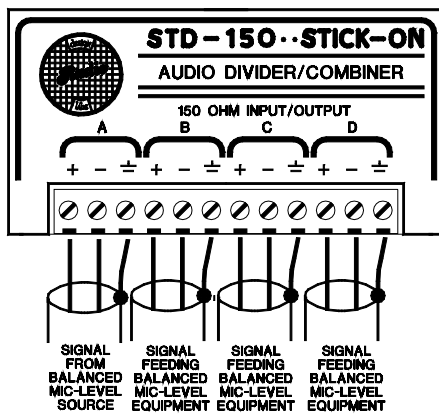
Divider/Combiner Networks

Installation/Operation

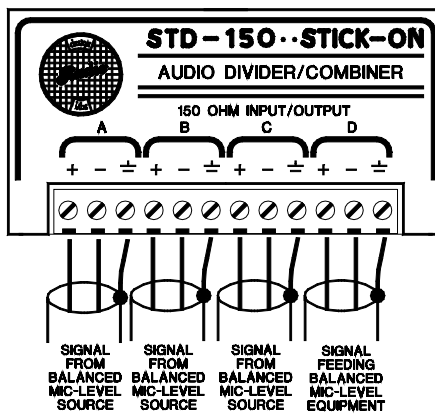


EN55103-1 E1-E5; EN55103-2 E1-E4
Typical Performance reflects product at publication time exclusive of EMC data, if any, supplied with product. Specifications are subject to change without notice.

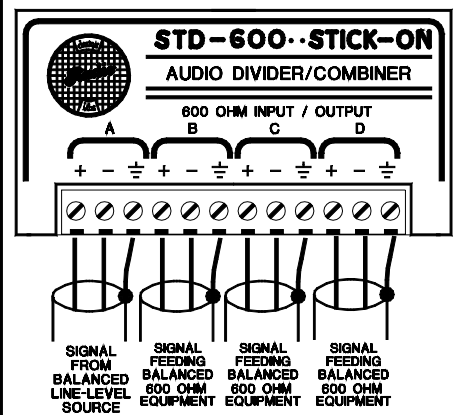
BRANCH A 150 OHM MIC TO MULTIPLE INPUTS



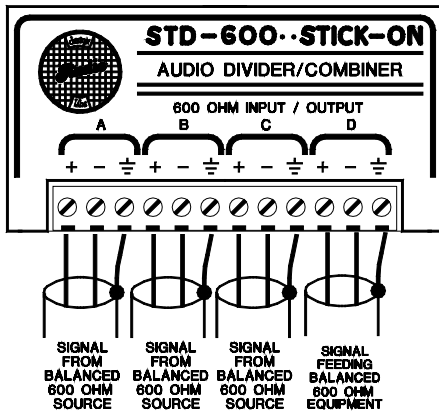
COMBINE MULTIPLE 150 OHM MICS TO SINGLE INPUT



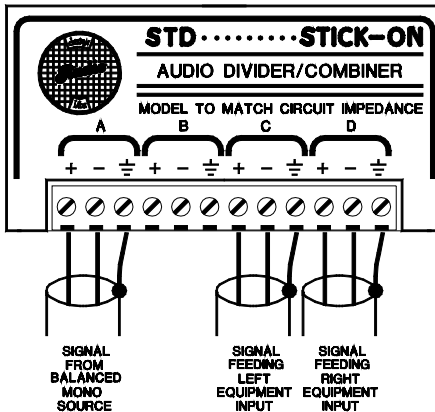
BRANCH A 600 OHM LINE TO 3 INPUTS



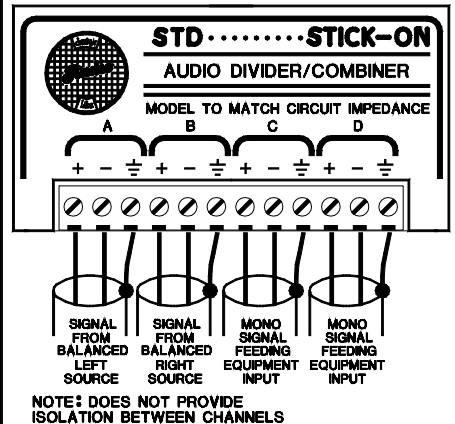
COMBINE MULTIPLE 600 OHM SIGNALS TO SINGLE INPUT



FEED MONO SIGNALS TO STEREO INPUTS



COMBINE STEREO SIGNALS INTO MONO INPUTS



A MODULE MAY BE UNBALANCED BY CONNECTING ALL 4 NEGATIVE TERMINALS TO THE ADJACENT GROUNDS. BALANCED AND UNBALANCED WIRING MAY NOT BE MIXED.

TYPICAL PERFORMANCE

Circuit Type: Passive
Circuit Configuration: Balanced
Input/Output Impedance: 150, 600, or 10 k Ω as marked
Number of Inputs/Outputs: 4 Total: Useable in any combination: split 1 in to 3 out; 2 in to 2 out; 3 in to 1 out
Insertion Loss: 3 dB
Isolation between Channels: 3 dB (STD products are passive and therefore not intended as isolation devices; use RDL Mixers or Mixers or Distribution Amps for isolation)
Maximum Signal Input: +28 dBu (at 600 Ω)
+22 dBu (at 150 Ω)