

General Description

Rane Digital Remotes simplify end user control and eliminate installer brain fatigue. All offer customizable backlit LCD screens for intuitive end user labeling. All are available in three colors to coordinate with surroundings: white, ivory or black, and include a matching Decora® plate cover.

Home run shielded CAT 5e (or better) connections to a HAL, EXP or CP66 eliminate addressing, external power, and the need to test the cables. The DR can be up to 300 meters (1000 feet) away from its host. It mounts in a standard two-gang U.S. electrical box.

The DR3 is extremely flexible, as it can control both selection and volume. You can think of the DR3 as two different remotes—a selector and a level. One knob makes a selection, the other knob changes the volume. Display screens are dynamic, automatically updating when the available options change through preset activation, room combining, and so on. Therefore, the user always sees the options that are currently available.

HAL System Applications

Halogen software lets you configure a DR3 in one of three ways:

- **Single Level & Selector:** Control level and selection from the same remote. For example, you could use a DR3 to select the background music source and control the volume in a room.
- **Single Level & List of Toggles/Commands:** This option allows you to control a single level and multiple other items. For example, you could use a DR3 to control the volume in a room as well as activate/deactivate one or more listed presets that change the audio and control parameters for the room.
- **List of Levels:** Choose and adjust multiple levels. For example, you could use a DR3 to control the volume in multiple rooms or zones from a single DR located at a hostess station or in a manager's office.

See the HAL Installation Manual or the Halogen software Help for complete DR3 instructions. Information on HAL, Halogen and peripherals is available at rane.com/hal.

DR3 Digital Remote

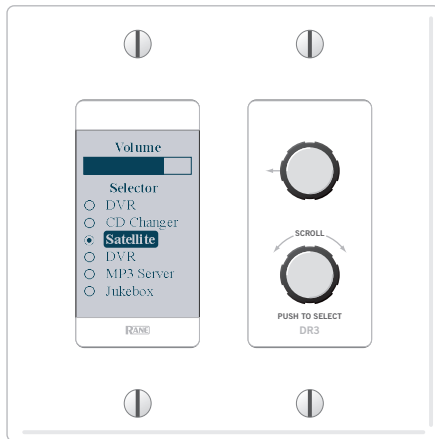


Single Level & Selector

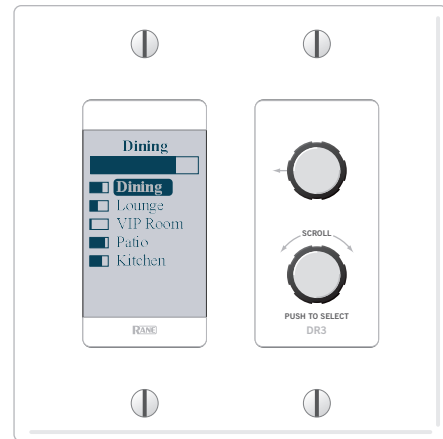
Single Level & List of Toggles / Commands

List of Levels

CP66 Applications



DR3 Remote for Selection and Volume



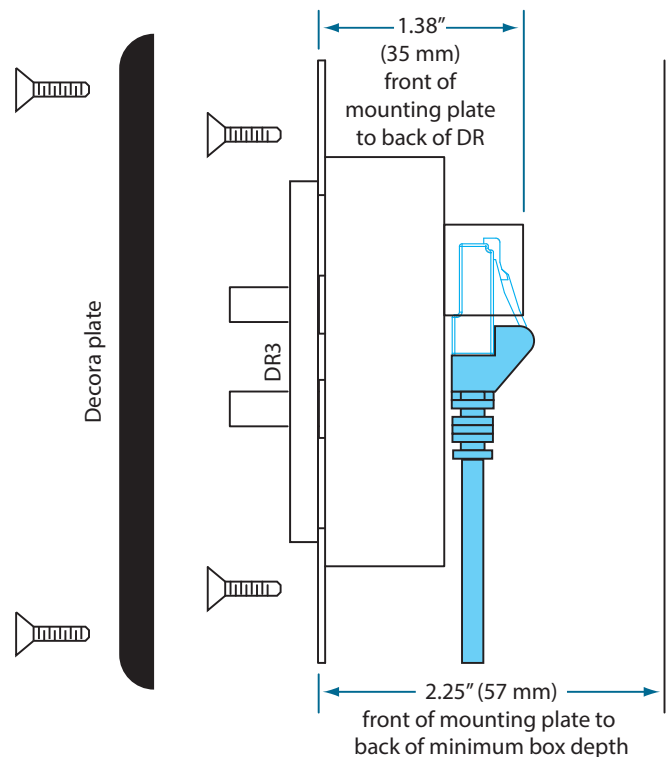
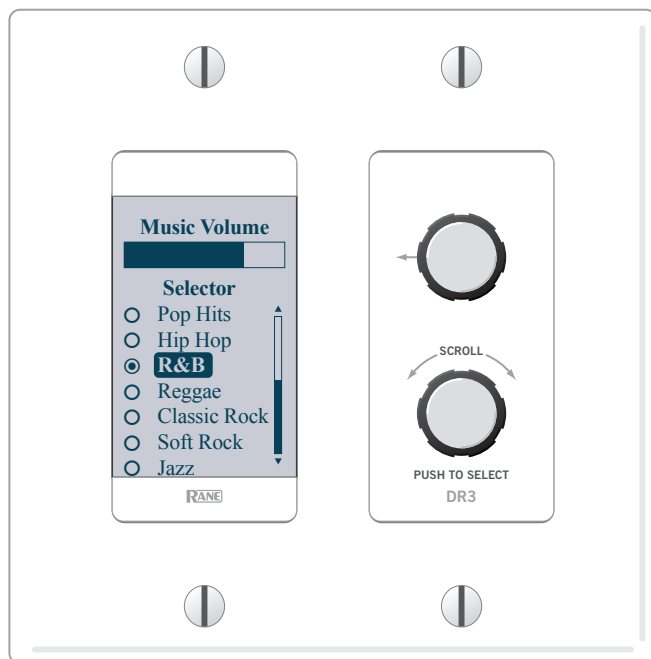
DR3 as a Master Remote

DR3 Plugged into Remote Zone Port 1-6: Install a DR3 into a multipurpose room and choose the music source for the room right at the remote itself.

DR3 Plugged into the Master Remote Port: A DR3 Master Remote can be placed behind a bar or in the manager's office to allow easy access to all volume controls for every Zone.

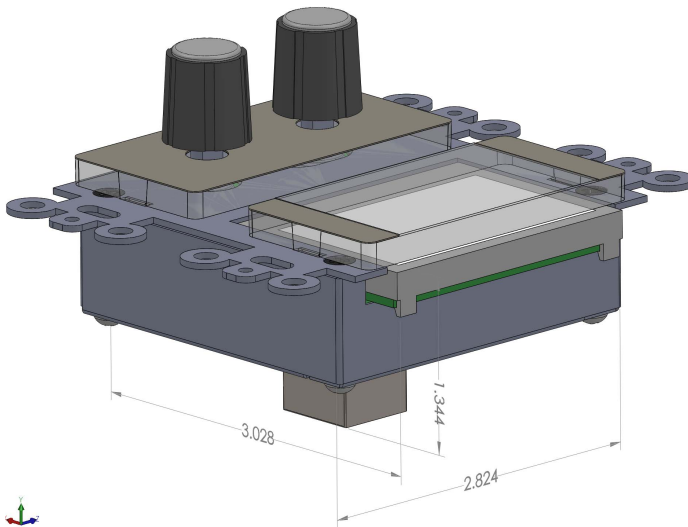
You can name all of the Zones and Audio Sources with custom names using the Rane CP66 software, and the name shows up right on the screen of the remote.

DR3 Side View

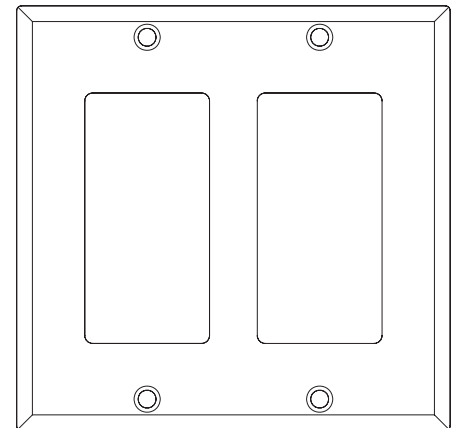
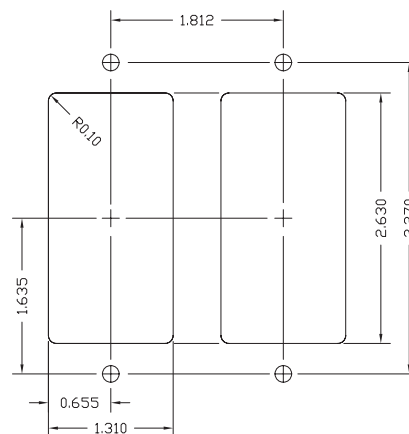
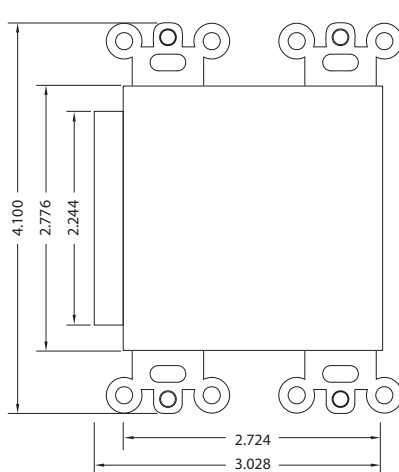


Unit Specifications

Parameter	Specification
CAT 5e Cable Length Max.	300 meters / 1000 feet
Power Requirement:	+24VDC / 50mA
Baud Rate:	115200
Unit: Conformity	CE, FCC
Unit: Size	
...cm 10.4H x 8.6W x 4.8D	6D including knob
...in 4.1"H x 3.4"W x 2.1"D	2.4"D including knob
Unit: Weight	6.4 oz / 181g
Unit: Shipping	12.4 oz / 352g



Depth is measured from the back of the mounting bracket to the rear of the CAT 5 jack.



DR3 Architects & Engineers Specification

The digital remote shall control source or preset selection (radio buttons), or a list of checkbox toggles and commands, plus level control and be located up to 300 meters (1,000 feet) away from the multiprocessor. The digital remote shall have a customizable backlit LCD screen for end user labeling of up to 20 controls with variable and automatic backlight dimming feature for superior visibility under varying light conditions. The digital remote shall connect to and be powered by the rack room multiprocessor using a dedicated homerun shielded CAT 5e (or better) cable. Low communication data rates shall permit use of punch-down blocks or RJ-45 patch bays for homerun cable routing flexibility as well as relaxed minimum bend radius. This shielded CAT 5e interface shall transport power, ground and a communications channel. The digital remote shall support portable use and hot-swapping so that devices may be replaced without reprogramming or shutting down the system, and do so without audio interference. Within seconds, all settings for new or existing portable digital remotes shall be automatically downloaded from the multiprocessor along with the correct firmware permitting repeated hot-swapping – even between different vintage multiprocessors. The hardware-software combination shall automatically check and display the status, location, and CAT 5e crimp and wiring integrity. The digital remote shall fit into a 2-gang US standard electrical junction box. The digital remote shall be available in white, ivory or black, and come with a matching Decora® wallplate.

The Digital Remote shall be a Rane DR3 connected to a Rane HAL multiprocessor running Rane Halogen software.