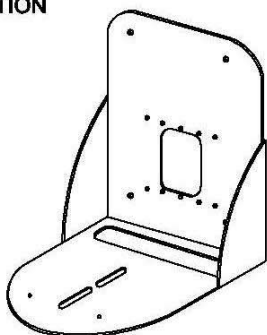


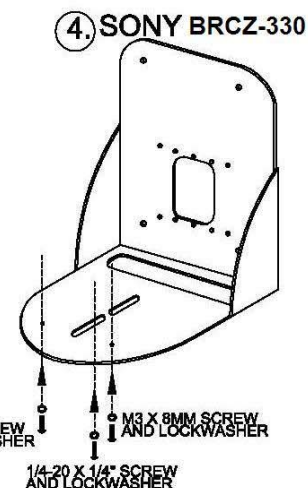
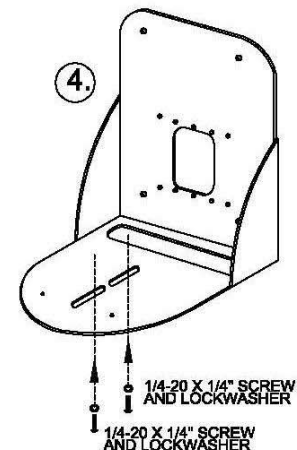
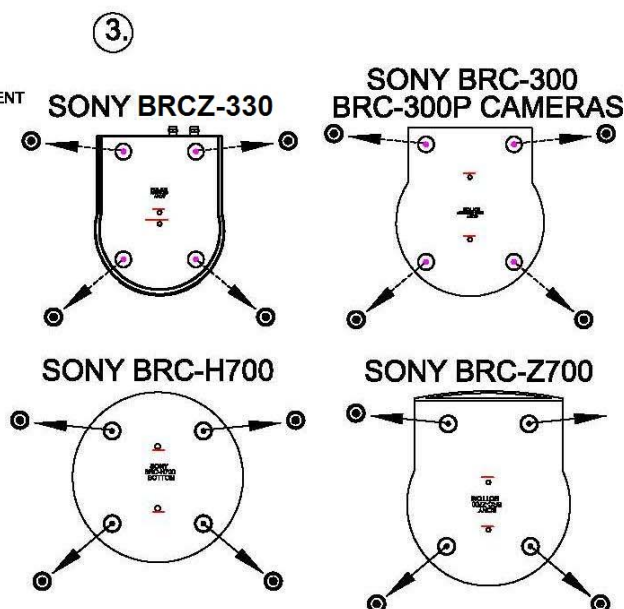
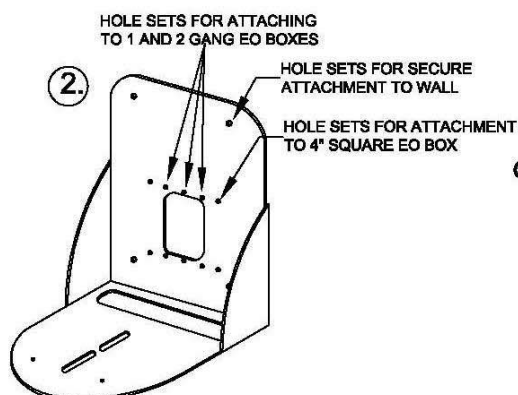
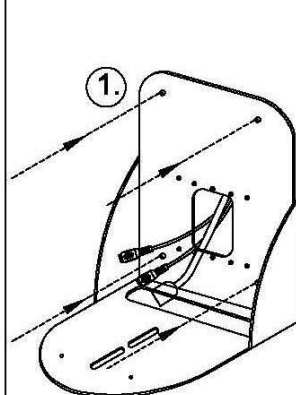
PARTS IDENTIFICATION

WALL
MOUNTING
BRACKET



FEC MODEL BRCWM-ALL WALL MOUNT BRACKET KIT FOR USE WITH SONY BRC-Z700, BRC-H700, BRC-300/BRC-300P AND BRC-Z330 CAMERAS

1. MOUNT BRACKET TO WALL USING APPROPRIATE HARDWARE THROUGH THE .25" MOUNTING HOLES. ROUTE CABLES THROUGH WIRE MANAGEMENT PORTS. (MAKE CERTAIN THAT MOUNTING METHOD IS SECURE AND FOLLOWS ACCEPTED NORMS FOR THIS APPLICATION).
2. AS AN OPTION, THE WALL BRACKET MAY ALSO BE ATTACHED TO A 1 GANG, 2 GANG OR 4" SQUARE EO BOX. (DO NOT USE EO BOX AS SOLE SUPPORT. WALL MOUNT BRACKET MUST BE SECURED WITH SUFFICIENT SIZE SCREWS THROUGH .25" DIA MOUNTING HOLES.)
3. REMOVE FOUR FEET FROM THE CAMERA.
4. ATTACH CAMERA TO WALL BRACKET WITH '2' 1/4-20 SCREWS AND LOCKWASHERS THROUGH SLOTTED HOLES IN SHELF. FOR MODEL BRCZ330 CAMERA, MOUNT WITH '1' 1/4-20 SCREW AND LOCKWASHER AND '2' M3 SCREWS AND LOCKWASHERS IN FRONT FEET MOUNTING HOLES.



SAFETY NOTE:

- Do not begin the installation until the installation instructions have been thoroughly reviewed and understood.
- Installation should be done by a crew of qualified professionals.
- Make sure the wall used will support 4 times the combined weight of the Equipment and the Wall Mount.
- This mount should be attached to wood studs only. Under no circumstances should this product be mounted to metal mounting studs, unless an installation professional deems they have been adequately reinforced and will support 4 times the combined weight of the equipment and the wall mount.
- If at anytime, a question arises about an installation step or the resulting structural integrity of the project, cease the install immediately and summon the advice of another professional installer.

BRACKET HEIGHT: 11.88" BRACKET WIDTH: 9.13"
BRACKET DEPTH: 10.86"

HARDWARE:

'2' 1/4-20 X 1/4" SCREWS
'2' 1/4" INTERNAL TOOTH LOCKWASHERS
'2' M3 X 8MM PHILLIPS PAN HEAD MACHINE SCREWS
'2' M3 INTERNAL TOOTH LOCKWASHER

FEC

PO BOX 266
ALBERTSON, NY 11507

PHONE: (516) 967-9565
FAX: (516) 908-3537

ASCB1738
04/27/09