
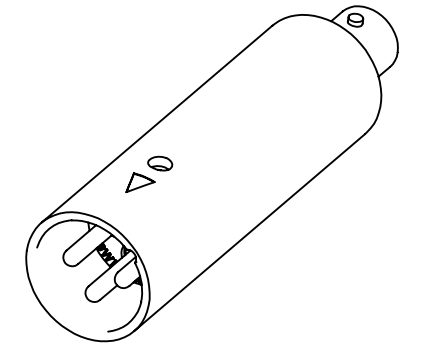
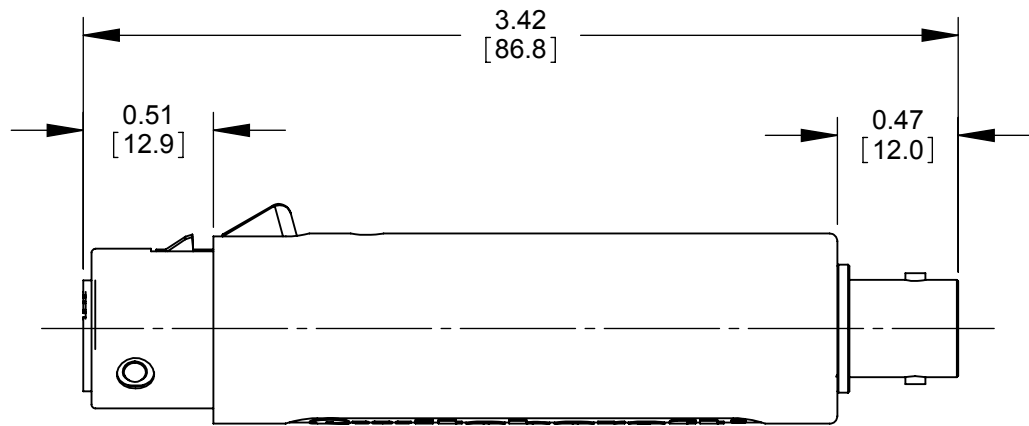


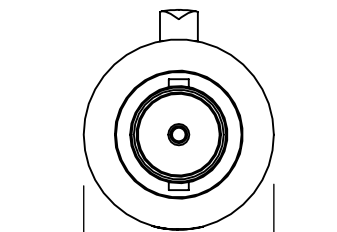
SCHEMATIC




QG3F



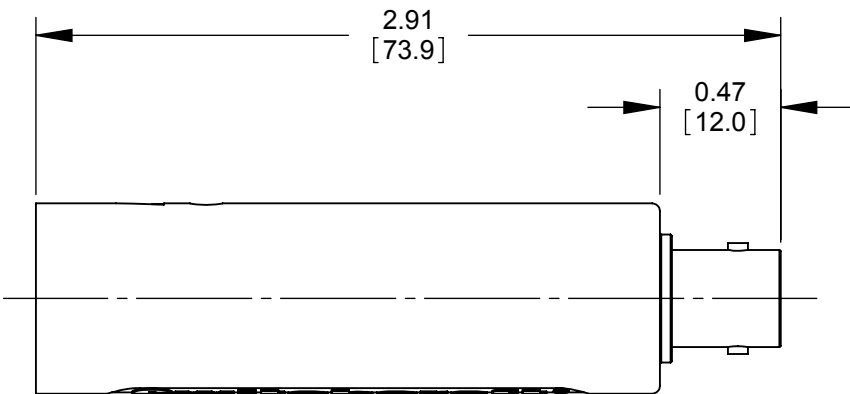
366
FEMALE XLR TO BNC



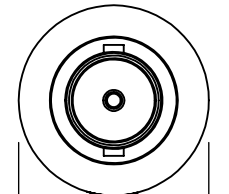
Ø0.74 [18.9]



QG3M



367
MALE XLR TO BNC



Ø0.74 [18.9]



CUSTOMER DRAWING

NOTES:

- MATERIALS:**
ADAPTER HOUSING - ZINC, NICKEL PLATED
BNC HOUSING - COPPER ALLOY, NICKEL PLATED
BNC CONTACT - COPPER ALLOY, GOLD PLATED
QG3M OR QG3F XLR CONNECTOR
- THESE PRODUCTS ARE RoHS COMPLIANT.

REV	ECO NUMBER	DATE	BY	APVD
C	26634	10-08-10	JEB	TJK
B	26594	08-12-10	JEB	TJK
A	26407	6-25-09	JEB	TJK

UNLESS OTHERWISE SPECIFIED

1. ALL DIMENSIONS IN INCHES
- TWO PLACE DECIMALS ±0.02
- THREE PLACE DECIMALS ±0.005

DO NOT SCALE DRAWING

THIS DRAWING DESCRIBES A DESIGN CONSIDERED PROPRIETARY IN NATURE, DEVELOPED AND MANUFACTURED BY SWITCHCRAFT INC. AND IS RELEASED ON A CONFIDENTIAL BASIS FOR IDENTIFICATION PURPOSES ONLY.									
SIZE	WIDTH	MULT	LBS/M	TEMPER					
FINISH					MATERIAL				
SPEC No.					SPEC No.				
FIRST USED ON				SCALE 1.5:1					
DATE DRAWN	BY	CHKD	APVD						
1/2/08	BS	JEB	TJK						
			08-14-09	01-10-11	SHEET 1 OF 1				
NAME XLR TO BNC IMPEDANCE MATCHING ADAPTER, RoHS								PART No.	REV
								366-367	C