



# Switronix

## JET PACK

### MANUAL

**JP-V-EPIC/JP-A-EPIC/JP-V-BMCC/JP-A-BMCC  
JP-V-XLR/JP-A-XLR/JP-V-BASE/JP-A-BASE**

*Thank you for your choice in purchasing a Switronix Product. The JETPACK is a power distribution accessory with an all aluminum, compact design, housing a power regulation board. The unit has three LEMO outputs (voltage varies by model), a USB power connection, and 2 unregulated powertaps on either V or 3-Stud mount plates. The JetPack offers all the power outputs you will ever need in a super compact design that can be mounted with any 1/4-20 connection.*

### **Power Output Specs:**

#### **JP-V-EPIC/JP-A-EPIC**

V-Mount/3-Stud Battery Input: DC 11-17v  
LEMO(1B) Output for Epic/Scarlet: DC 11-17v, Unregulated  
P-Tap(2) Outputs: DC 11-17v, Unregulated

Below outputs controlled by JetPack power switch:

USB Output: 5V, 1a\*\*  
LEMO 2-pin(0B): 5v, 2.5a  
LEMO 4-pin(0B): 12v, 2.5a. Includes two 12v outputs.

Mounting Points: 1/4-20 threads on bottom, and two on back.  
Mounting Points: M3 screw pattern on back for Wooden Camera Quick Back

#### **JP-V-BMCC/JP-A-BMCC**

#### **JP-V-XLR/JP-A-XLR/JP-V-BASE/JP-A-BASE**

V-Mount/3-Stud Battery Input: DC 11-17v  
BMCC Pin or XLR Output: DC 11-17v, Unregulated  
P-Tap(2) Outputs: DC 11-17v, Unregulated

Below outputs controlled by JetPack power switch:

USB Output: 5V, 1a\*\*  
LEMO 2-pin(0B): 5v, 2.5a  
LEMO 3-pin(0B): 7.2v, 2.5a  
LEMO 4-pin(0B): 12v, 2.5a

Mounting Points: 1/4-20 threads on bottom, and two on back  
Mounting Points: M3 screw pattern on back for optional Cheese Plate

*\*Optional Cheese plate*

*\*\*The JetPack will charge an iPad but slower then the Apple brand charger.*

*You will see "Not Charging" on the iPad screen, but that just means 2.1A of current is not being supplied to the device.*

**Jetpack Operation:** *Once a battery is connected to the Jetpack, power is available to the battery plate output cable (1B LEMO, BMCC Pin, XLR) and two battery plate power taps. The smaller LEMO outputs on the side and USB are only active when the switch is turned on. This is wired as such because the regulation circuitry does draw power only when the switch*

*is in the on position regardless if their are devices connected. Once the switch is in the on position, an LED will illuminate through the top vents of the Jetpack. For HDV/DSLR users, appropriate 7.2v battery paddle cables are offered so the Jetpack can supply regulated power to your camera models.*

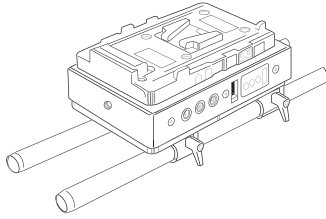
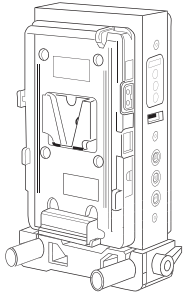
*You can connect devices to the side Lemo connections with any one of the cables offered by Switronix. In addition, a pin-out diagram is offered should you want to make your own cables. Each voltage output has a different pin configuration to prevent the wrong cables being plugged into the improper voltages for your additional devices.*



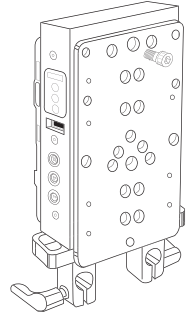
*This product is proudly made in the USA.*

## Mounting the Jetpack:

**Option:** RED DSMC users can purchase a Wooden Camera Quick Back and attach it to the back of the Jetpack. This provides a simple, elegant mounting platform on the back of your RED Scarlet/EPIC.



**Option:** The Jetpack's aluminum case has three 1/4-20 thread mounts on it. Two on the back, one on the bottom. You may connect 15/19mm rail blocks to these for mounting.

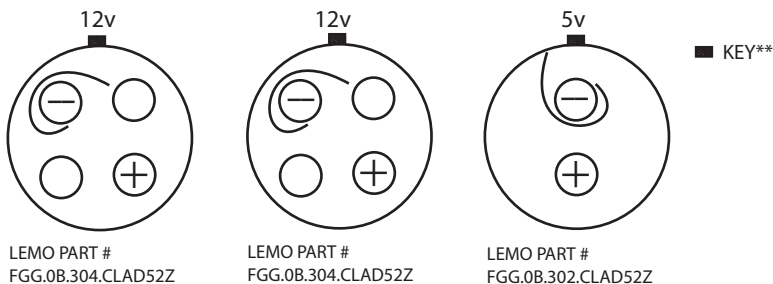


**Option:** The Jetpack mounts perfectly to the back of the MATRIX Rail Plate. Place the Jetpack on the back of the plate, having it sit on the rail block, and use the included 1/4-20 thumb screw to affix it to the plate. You may need an allen key wrench to tighten.

**Optional Cheese Plate:** Should you need additional mounting threads, we offer #JP-CHEESE which mounts to the back of the JETPACK and provides 20+ additional 1/4-20 and 3/8-16 threads.

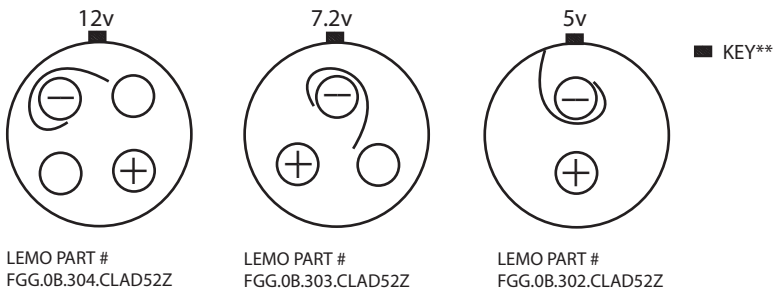
## JetPack Pin-Outs

### JP-V-EPIC/JP-A-EPIC



REPRESENTATION FROM REAR VIEW OF CONNECTOR

### JP-V-BMCC/JP-A-BMCC/JP-V-XLR/JP-A-XLR/JP-V-BASE/JP-A-BASE



REPRESENTATION FROM REAR VIEW OF CONNECTOR

**Switronix is not responsible for any improper wiring should a user choose to produce their own mating cables. TRIPLE CHECK polarity prior to connecting the JETPACK to any devices when using your own cables. If you have ANY DOUBT, we offer all the cables through our distribution base, as well as custom cables should you need.**

**Any questions, call 800-613-7948 or email [support@switronix.com](mailto:support@switronix.com)**