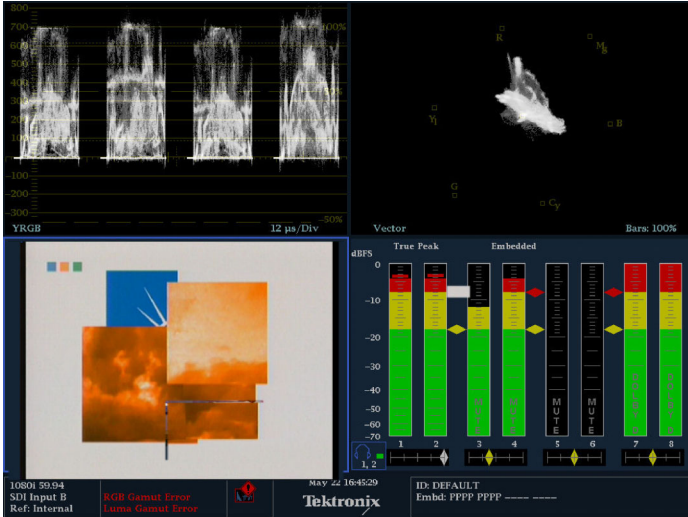


Multistandard, Multiformat Waveform Rasterizers

WVR5000 • WVR4000 Datasheet



WVR5000

Features & Benefits

- **WVR5000 – HD/SD-SDI Compact Video Rasterizer**
- **WVR4000 – SD-SDI Compact Video Rasterizer**
 - Convenient 1 RU Half-rack Instrument, Ideal for Space-constrained Environments
 - AC and DC Power Options
 - Patented Gamut Displays Facilitate Compliance Verification
 - TandemVu® Display for Efficient Camera Adjustments
 - Error Log for 10,000 Events Simplifies Error Correction Tasks
 - Fully Digital Processing for Accurate, Repeatable, Drift-free Operation
 - Ethernet Port allows for Easy Download of Screenshots and Error Log
 - Freeze Mode for Trace and Picture Displays
 - Equipped Standard with Monitoring Capacity for 16 Channels of Embedded Audio (up to 8 Simultaneously) and 1 AES Audio Input
 - Front-panel Headphone Port for Easy Monitoring of Audio Channels
 - Audio Bars and Lissajous Displays for Verification of Audio on the Same Instrument

- 32 User-configurable Presets for Quick Recall of Commonly Used Configurations
- User-definable Safe Area Graticules Facilitate Editing Tasks
- Patented Tektronix Timing Display Makes Facility Timing Easy
- Picture Thumbnail with Line-select Marker
- Intuitive User Interface, Backlit Buttons, and Online Help
- High-resolution DVI-I Output for Crisp, Easy-to-Read Displays
- Passive Loopthrough Inputs for Transparent Monitoring at any Point of the Signal Path even when Instrument Power is Off
- Front-panel USB Port for Easy Transfer of Instrument Presets and Screenshots
- SNMP Control for Easy Systems Integration

Applications

- Confidence Monitoring of SDI Video and Uncompressed Digital Audio
- Compliance Checking in Distribution and Broadcast
- Content QA in Production and Post Production
- Portable Monitoring on Camera and Field Production

The WVR5000 and WVR4000 Compact Video Rasterizers provide an ideal solution for basic video and audio monitoring needs in a convenient 1 RU half-rack form factor, suitable for space-constrained environments. These versatile instruments provide options to accept power from a 12 V DC source or a 100-240 V AC converter.

Both models come standard with support for 16 channels of Embedded Audio and 1 input for 2 channels of Digital AES Audio.

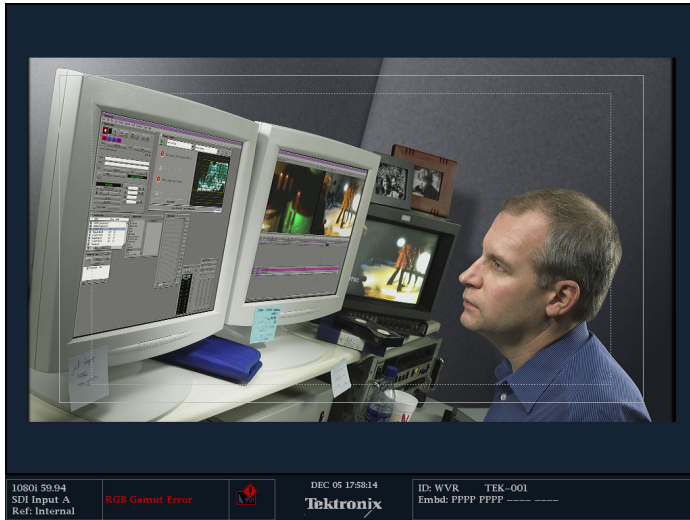
WVR5000

Supports HD-SDI (SMPTE 292M) and SD-SDI (ITU-R BT.601) monitoring applications. It provides HD/SD format auto-detect.

WVR4000

Supports SD-SDI (ITU-R BT.601) monitoring only.

These instruments provide the reliability of the Tektronix waveform rasterizers family in a compact, basic monitoring product.



Video Session

Input:	SDI A	Data Collect:	Running
Signal:	Locked	Run Time:	0 d, 00:16:39
Format:	Auto 1080i 59.94 – HD SDI 422		
352M Payload:	None		
SAV Place Err:	OK	Y Stuck Bits:	
Field Length Err:	OK	C Stuck Bits:	
Line Length Err:	OK		
Line Number Err:	OK		
Ancillary Data:	None		

Statistics	Status	Err Secs	Err Fields	% Err Fields
RGB Gamut Error	OK	0	0	0.0000 %
Cmpst Gamut Error	OK	0	0	0.0000 %
Luma Gamut Error	OK	0	0	0.0000 %
Y Chan CRC Error	OK	0	0	0.0000 %
C Chan CRC Error	OK	0	0	0.0000 %
Y Anc Checksum Error	OK	0	0	0.0000 %
C Anc Checksum Error	OK	0	0	0.0000 %

Changed since reset: No
Press "Select" to reset. Any "arrow key" stops/starts.

Tektronix Excellence

WVR5000 and WVR4000 offer uncompromised monitoring quality with sharp CRT-like traces, patented Gamut displays, picture thumbnail, display freeze, and an error log for 10,000 events for efficient content compliance verification.

Digital Audio and Video Monitoring in One Instrument

These instruments provide standard digital audio monitoring with Audio Bars, Lissajous Displays, and front-panel headphone port for easy compliance verification of digital audio without the need for an additional piece of equipment.

Ease of Use

The intuitive user interface provides backlit buttons, and online help. 32 user-configurable presets allow users to recall commonly used configurations tailored to your personal work practices. These presets can be transferred to and from other units (same model) using the front-panel USB port. The Passive loopthrough inputs allow for transparent monitoring at any point of the signal path even if instrument power is off.

An Ethernet port allows for easy download of screenshots and the Error log.

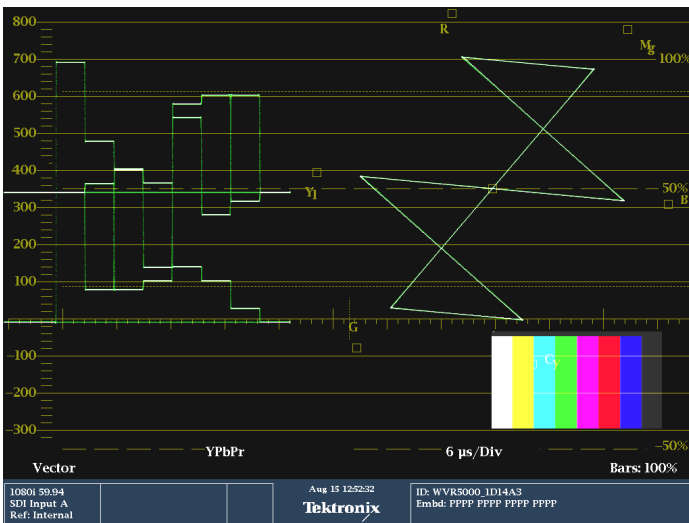
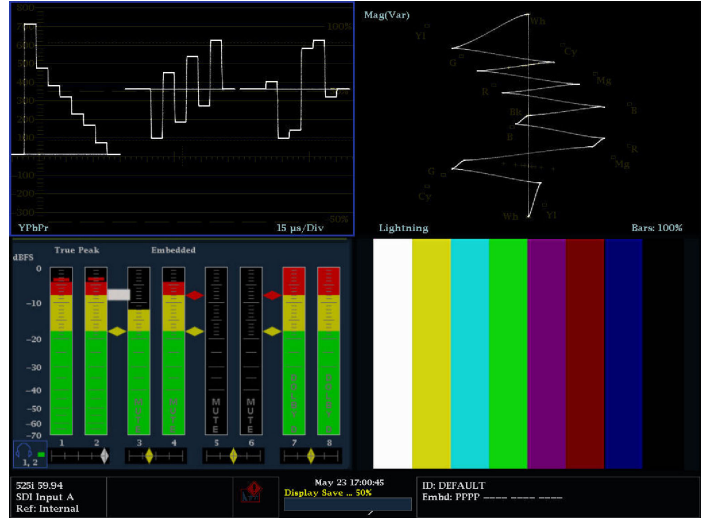
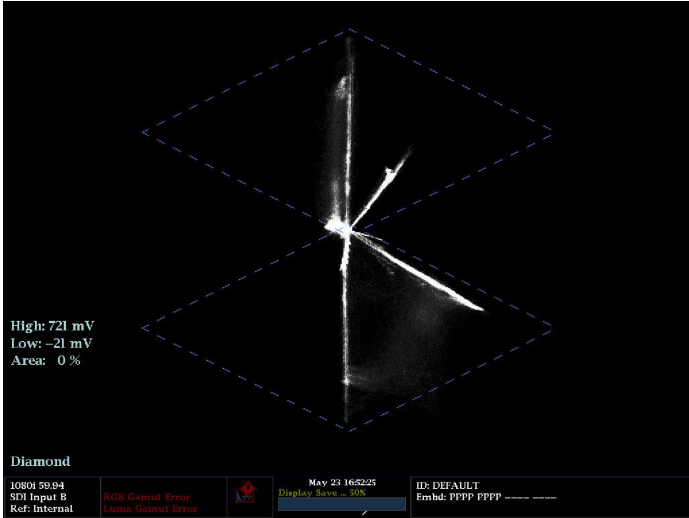
See and Solve with Tektronix Displays

The “See and Solve” displays in Tektronix video monitors simplify video monitoring tasks such as calibration, error detection, and content correction allowing the user to detect errors at a glance and troubleshoot them efficiently.

Tektronix displays offer the sharpest CRT-like trace quality for clear and accurate video and audio monitoring with the look and feel of an analog display. With several sweep rates and easy control of vertical gain and horizontal magnification, you can efficiently monitor and measure video waveform parameters.

Specialized displays provide summarized, yet comprehensive reports of alarms, session, and status of content. Powerful displays such as Video Status show a condensed view of error statistics, signal format, presence of ancillary data, and more. These Tektronix-exclusive displays simplify monitoring tasks by providing important content information at a glance.

The vector display offers user-selectable graticules, color target, and color axis.



Patented Tektronix Gamut Displays – Efficiently Detect and Correct Gamut Problems

The patented Tektronix Diamond and Split Diamond displays enable Colorists, Editors, and Operators to visualize whether the content is RGB Gamut compliant with a single glance. Plus, they are designed to help isolate the Out-of-Gamut component just as easily.

For SDI component content that is destined for broadcast in composite systems, the unique Tektronix Arrowhead display can be used to monitor

Composite Gamut compliance without the need for a separate encoder. Within this display, a separate upper and lower luma-only Gamut limit can be applied. This display is very useful for camera balancing. Each of these displays offers user-selectable Gamut thresholds so Operators can set monitoring limits appropriate to their specific operation. In addition, Gamut monitoring is fully integrated with the powerful alarm logging and reporting capability of the WVR5000 and WVR4000.

TandemVu® Display – Customized Waveform and Vector View

TandemVu provides the ability to visualize waveform and vector or lightning displays simultaneously. Each trace can be positioned and magnified individually based on the user's preferences.

TandemVu provides broadcast operators with an efficient way to adjust and balance cameras in studios or outside broadcast applications.

The Tektronix displays provide sharp traces without pixelation. The waveform display can be presented on parade and overlay modes in RGB, YPbPr, YRGB, or pseudo-composite formats. Both fixed and variable vertical gain are offered, each with the outstanding accuracy and repeatability that comes from a fully digital design.

The Line Select provides a line marker in full-screen and thumbnail picture modes.

The vector display is offered with selectable 75% and 100% targets.

Each display automatically selects the appropriate graticule based on the input format.



Picture Display – Quick Visual Confirmation and Precision Content Adjustment

For a qualitative view of the content, a full-color picture display is offered, which can be displayed as a full-screen presentation. This display is compatible with all input formats and features automatic adjustment for aspect ratio and number of active lines.

You can select **brightup** conditions that show the location of RGB or composite gamut errors on the picture display. The Line Select mode shows the location of the line currently selected within the picture display.

Users can choose from several Safe Action and Safe Title graticules on the picture display which help Editors and Operators easily identify incorrectly positioned video content such as graphics, titles, or logos.

Graticule choices include the Safe Action and Safe Title graticules defined in SMPTE RP218, ITU, and ARIB standards, plus two sets of completely flexible, user-definable graticules. These graticules facilitate editing tasks and reduce the need for format conversions.

Error Status Log – SDI A		Page 1 of 1		
Error Status	Timecode	Date	Time	
i Log Server State (Running)	00:00:00:00	30-Sep-07	07:37:45	
i Audio Input Source (AES A)		30-Sep-07	07:37:45	
i hwserver input mode (Single)		30-Sep-07	07:37:50	
i Video Input (SDI A)		30-Sep-07	07:37:50	
i hwserver input mode (Single)		30-Sep-07	07:37:50	
i Audio Input Source (Embedded A)		30-Sep-07	07:37:50	
J SDI Input Missing (Signal Missing)		30-Sep-07	07:37:50	
J SDI Input Signal Lock (Unlocked)		30-Sep-07	07:37:50	
\ SDI Input Missing (Signal Detected)		30-Sep-07	07:37:50	
\ SDI Input Signal Lock (Locked)		30-Sep-07	07:37:50	
i SDI Fmt (Auto None)		30-Sep-07	07:37:50	
i SDI Fmt (Auto None)		30-Sep-07	07:37:50	
\ AP CRC Error (OK)		30-Sep-07	07:37:51	
\ FF CRC Error (OK)		30-Sep-07	07:37:51	
\ EDH Error (OK)		30-Sep-07	07:37:51	
i SDI Fmt (Auto None)		30-Sep-07	07:37:56	
J Dual Link Timing Error (63 clocks delay)		30-Sep-07	07:37:56	

Arrow Left – Previous, Right – Next, Up – First, Down – Last.

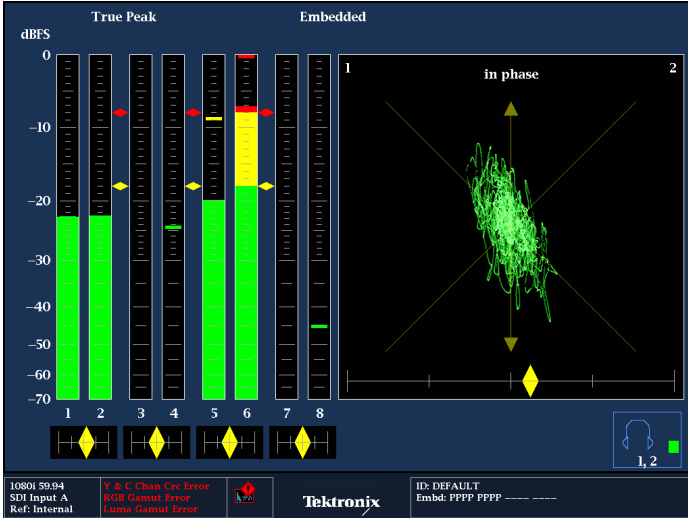
Alarms, Quality Statistics, and Logging – Thorough and Fast Content Verification

The WVR5000 and WVR4000 offer a variety of displays designed to show status at a glance, in addition to the status bar continually displayed at the bottom of the screen.

A comprehensive overview of the video content status is presented in the Video Session display. Offering a time-based compilation of information, this screen is ideal for presenting evidence of compliance after content screening. Information on input format and session time is presented, along with statistics on Error Detection and Handling (EDH) / Cyclic Redundancy Check (CRC) and Gamut errors.

The Alarm Status display provides continuous information on the state of each condition currently being monitored by the instrument.

To support unattended monitoring applications, as well as provide documentation for service level agreements, these instruments maintain an error log of 10,000 events, which facilitates the detection and correction of problems. Log entries are recorded with date, time of day, and time code (VITC, LTC, ANC). The error log can be downloaded to TXT or HTM formats for easy record keeping and processing on spreadsheets or database software.



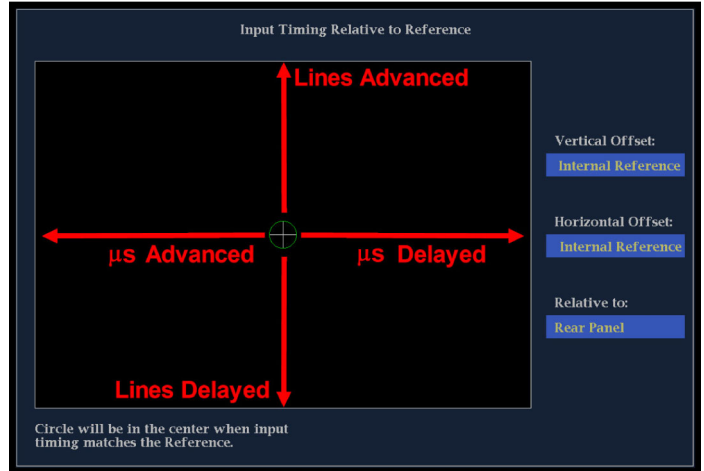
Digital Audio Capabilities – Equipped Standard

Audio monitoring capabilities for both Digital AES and Embedded Audio are available as standard in the WVR5000 and WVR4000.

The instruments feature Level Bars display and both Bars and Lissajous display. These displays can be selected to provide monitoring for both Digital AES and Embedded Audio formats with up to eight channels (2 channels for AES Audio).

The level meters offer selectable meter ballistics and scaling plus they are user configurable. The Over and Silence settings augment digital clip and mute detection by letting users select levels to represent these conditions in the analog audio domain.

The Audio Session display records the highest true peak, as well as the number of mutes, clips, overs, and silences during the session time. Tektronix instruments provide accurate peak level measurements.



Timing Display – Quickly Confirm All Your Devices Are Synchronized

Synchronization is one of the most fundamental and critical procedures in a video facility. Every device in a system must be synchronized in order to successfully create, transmit, and recover video pictures and audio information. This intuitive display makes facility timing easy through a simple graphical representation which clearly shows the timing offsets between HD and SD signals relative to the reference.

The patented Tektronix Timing display presents a unique timing comparison between a digital (SD or HD) signal and a house reference signal (composite or tri-level sync), thus eliminating the complexity in timing SD and HD signals. Timing differences are displayed numerically in terms of vertical lines and horizontal time in µs relative to the house reference signal. A simple graphical display shows the relative timing of the input signal (the circle) versus the reference signal (the crosshair). When the two signals are properly timed, the circle changes from red to green color and is concentric with the crosshair.

Characteristics

Video Input and External Reference Formats

The WVR5000 and WVR4000 rasterizers accept a wide variety of input signal formats and external references. The following chart illustrates all the video inputs (first column), cross referenced with their compatible external references.

Supported Input Formats	External Reference Inputs									
	NTSC	PAL	720p		1080p/sF			1080i		
	59.94 Hz	50 Hz	50 Hz	59.94 Hz	60 Hz	23.98 Hz	24 Hz	50 Hz	59.94 Hz	60 Hz
483i, 59.94 Hz (525), BT601*1	X			X					X	
576i, 50 Hz (625), BT601*1		X	X					X		
720p, 23.98 Hz*2	X			X		X			X	
720p, 24 Hz*2					X		X			X
720p, 25 Hz*2		X	X					X		
720p, 29.97 Hz*2	X			X					X	
720p, 30 Hz*2					X					X
720p, 50 Hz*2		X	X					X		
720p, 59.94 Hz*2	X			X		X			X	
720p, 60 Hz*2					X		X			X
1035i, 59.94 Hz*2	X			X					X	
1035i, 60 Hz*2					X		X			X
1080i, 50 Hz*2		X	X					X		
1080i, 59.94 Hz*2	X			X					X	
1080i, 60 Hz*2					X		X			X
1080p, 23.98 Hz*2	X			X		X			X	
1080p, 24 Hz*2					X		X			X
1080p, 25 Hz*2		X	X					X		
1080p, 29.97 Hz*2	X			X					X	
1080p, 30 Hz*2					X					X
1080sf, 23.98 Hz*2	X			X		X			X	
1080sf, 24 Hz*2					X		X			X
1080sf, 25 Hz*2		X	X					X		
1080sf, 29.97 Hz*2	X			X					X	
1080sf, 30 Hz*2					X					X

*1 Available with the WVR5000 and WVR4000.

*2 Available with the WVR5000 only.

The rasterizer will automatically detect the signal format and establish the appropriate settings for the various displays. You can select an expected signal format from the list of supported formats. If the expected format and detected format differ, the instrument will report a format mismatch.

The instrument will signal a format mismatch if the applied external reference format is not compatible with the input signal.

Serial Digital Video Interface

Characteristic	Description
Inputs	2, only one active at a time For WVR5000, the inputs auto detect between HD and SD signals
Input Type	Passive loopthrough BNC, 75 Ω compensated
Input Level	800 mV _{p-p} , $\pm 10\%$
Return Loss (Typical values)	≥ 25 dB from 1 MHz to 270 MHz, power on ≥ 15 dB from 1 MHz to 270 MHz, power off > 15 dB from 1 MHz to 1.5 GHz, power on or off
Loopthrough Insertion Loss	For HD, equivalent to 10 m of type 8281 cable
Loopthrough Isolation	> 50 dB to 300 MHz
Receiver Equalization Range	Typically for SD, to 250 m of type 8281 cable; for HD to 100 m of type 8281 cable
Monitor Output	Signal Format (DVI-I Output) – 1024 \times 768, 59.94 Hz vertical rate

External Reference

Characteristic	Description
Sync Formats	NTSC and PAL and tri-level sync
Input Type	Passive loopthrough BNC, 75 Ω compensated
DC Input Impedance	20 k Ω , nominal
Return Loss	> 40 dB to 6 MHz > 35 dB to 30 MHz
Lock Range	± 50 ppm

Serial Digital Waveform Vertical Characteristics

Characteristic	Description
Vertical Measurement Accuracy	At 1x gain, $\pm 0.5\%$ of 700 mV full scale; at 5x gain, $\pm 0.2\%$ of 700 mV full scale
Gain	1x, 5x, variable range 0.25x to > 7.5 x
Frequency Response	
SD	Luminance (Y) channel $\pm 0.5\%$ to 5.75 MHz, Color Difference channels (Pb, Pr) $\pm 0.5\%$ to 2.75 MHz
HD	Luminance (Y) channel $\pm 0.5\%$ to 30 MHz, Color Difference channels (Pb, Pr) $\pm 0.5\%$ to 15 MHz

Waveform Horizontal Deflection

Characteristic	Description
Sweep Timing Accuracy	$\pm 0.1\%$
Sweep Linearity	$\pm 0.1\%$

Audio Characteristics

Characteristic	Description
Level Meter Resolution	0.056 dB steps at 30 dB scale from full scale to -20 dBFS 0.20 dB steps at 70 dB scale for signals above -20 dBFS
Meter Ballistics	True peak, PPM type 1, PPM type 2, BBC PPM
Defined/Programmable Level Detection	Mute, clip, user-programmable silence, over
Level Meter Accuracy over Frequency	-0.5 dB (for analog), -0.2 dB (for digital) from 20 Hz to 20 kHz, 0 to -40 dBFS sine wave, Peak Ballistic mode
AES Inputs	1 set of 2 channels, 32 kHz, 44.1 kHz, 48 kHz, 96 kHz, 192 kHz, 24 bit BNC, 75 Ω terminated, unbalanced, 0.2 V to 2 V _{p-p} Return Loss: > 30 dB relative to 75 Ω from 0.1 to 6 MHz

Power

- 12 V DC In
- Power adapter accepts 100 to 240 V AC -10% , 50/60 Hz

Input Voltage

Characteristic	Description
Voltage Range	12-15 V DC nominal 10.75-18 V DC min-max operating
Supply Connection	XLR 4-pin male connector Pin 1 = V(-) Pin 4 = V(+) Pin 2, 3 NC
Power Consumption	22 W typical 30 W max
Surge	6 amps at 12 V
Fuse Rating	4 amp internal self-resetting fuse
Transient, Over, and Reverse Voltage Protection	Reverse and over voltage protected to ± 30 V DC The unit may power itself down in the presence of high transient voltages. This prevents damage to the unit and is not a failure

Physical Characteristics

Dimensions	cm	in.
Height	4.318 cm	1.7 in.
Width	20.574 cm	8.1 in.
Depth (Front to back including handles and BNCs)	45.72 cm	18.0 in.
Weight	kg	lb.
Net	1.7 kg	3 lb. 12 oz.

Ordering Information

WVR5000

Waveform Rasterizer with support for HD-SDI and SD-SDI Serial Digital Monitoring (2 passive loopthrough inputs).

Digital audio monitoring in Embedded (16 channels) and AES/EBU (2 channels) formats.

Uses same physical inputs for HD and SD – auto-detect between HD and SD.

Note: Please specify power option when ordering.

WVR4000

Waveform Rasterizer with support for SD-SDI Serial Digital Monitoring (2 passive loopthrough inputs).

Digital audio monitoring in Embedded (16 channels) and AES/EBU (2 channels) formats.

Note: Please specify power option when ordering.

Options

Power Options

Option	Description
AC-DC Power Adapter	
A0	North America
A1	Universal EURO
A2	United Kingdom
A3	Australia
A5	Switzerland
A6	Japan
A10	China
A11	India
A99	No Power Cord or AC Adapter

Accessories

Order Number	Description
Rackmount Accessories for WVR5000/4000	
TVGF11A	Full rack adapter for 1.75 inch rack space
TVF16	Full rack adapter for zero clearance mounting

Service Options

Option	Description
C3	Calibration Service 3 Years
C5	Calibration Service 5 Years
D1	Calibration Data Report
D3	Calibration Report 3 Years (w/ C3)
D5	Calibration Report 5 Years (w/ C5)
G3	Complete Care 3 Years (includes loaner, scheduled calibration and more)
G5	Complete Care 5 Years (includes loaner, scheduled calibration and more)
R3	Repair Service 3 Years (including warranty)
R5	Repair Service 5 Years (including warranty)
CA1	Provides a single calibration event or coverage for the designated calibration interval, whichever comes first
R1PW	Repair Service Coverage 1 Year Post Warranty
R2PW	Repair Service Coverage 2 Years Post Warranty
R3DW	Repair Service Coverage 3 Years (includes product warranty period). Starts at the time of customer instrument purchase
R5DW	Repair Service Coverage 5 Years (includes product warranty period). Starts at the time of customer instrument purchase

Manuals

User Manual CD in English, Simplified Chinese, and Japanese is supplied with the instrument.



Tektronix is registered to ISO 9001 and ISO 14001 by SRI Quality System Registrar.

Contact Tektronix:

- ASEAN / Australasia** (65) 6356 3900
- Austria** 00800 2255 4835*
- Balkans, Israel, South Africa and other ISE Countries** +41 52 675 3777
- Belgium** 00800 2255 4835*
- Brazil** +55 (11) 3759 7627
- Canada** 1 800 833 9200
- Central East Europe and the Baltics** +41 52 675 3777
- Central Europe & Greece** +41 52 675 3777
- Denmark** +45 80 88 1401
- Finland** +41 52 675 3777
- France** 00800 2255 4835*
- Germany** 00800 2255 4835*
- Hong Kong** 400 820 5835
- India** 000 800 650 1835
- Italy** 00800 2255 4835*
- Japan** 81 (3) 6714 3010
- Luxembourg** +41 52 675 3777
- Mexico, Central/South America & Caribbean** 52 (55) 56 04 50 90
- Middle East, Asia, and North Africa** +41 52 675 3777
- The Netherlands** 00800 2255 4835*
- Norway** 800 16098
- People's Republic of China** 400 820 5835
- Poland** +41 52 675 3777
- Portugal** 80 08 12370
- Republic of Korea** 001 800 8255 2835
- Russia & CIS** +7 (495) 7484900
- South Africa** +41 52 675 3777
- Spain** 00800 2255 4835*
- Sweden** 00800 2255 4835*
- Switzerland** 00800 2255 4835*
- Taiwan** 886 (2) 2722 9622
- United Kingdom & Ireland** 00800 2255 4835*
- USA** 1 800 833 9200

* European toll-free number. If not accessible, call: +41 52 675 3777

Updated 10 February 2011

For Further Information. Tektronix maintains a comprehensive, constantly expanding collection of application notes, technical briefs and other resources to help engineers working on the cutting edge of technology. Please visit www.tektronix.com



Copyright © Tektronix, Inc. All rights reserved. Tektronix products are covered by U.S. and foreign patents, issued and pending. Information in this publication supersedes that in all previously published material. Specification and price change privileges reserved. TEKTRONIX and TEK are registered trademarks of Tektronix, Inc. All other trade names referenced are the service marks, trademarks, or registered trademarks of their respective companies.

21 Feb 2013

2PW-21469-5

