

WALLVIEW™ PRO EAGLEEYE® WITH HSDS™

Vaddio™ Quick-Connect™ PRO, EZCamera™ Interface Module with Camera Mount

Overview:

The Vaddio WallVIEW PRO EagleEye is designed for use with the Polycom® EagleEye high definition pan/tilt/zoom camera. The WallVIEW PRO's active electronics deliver high definition video up to 500' (152.4m) over standard Cat-5 cable from the EagleEye PTZ camera (not included). The WallVIEW PRO EagleEye system includes the EZCamera Interface Module (EZIM) and Quick-Connect PRO (QCP) interface, along with the Vaddio Thin Profile EagleEye Wall Mount and EZIM HD Break-out cable.

The WallVIEW PRO EagleEye uses high speed differential signaling (HSDS) for the video signals which gives this system high definition video quality over longer Cat-5 cabling distances and the ability to adjust the signal depending on the length of the cabling used.

The WallVIEW PRO EagleEye has many new features including a four position distance adjustment for Cat-5 cabling, Y-Gain adjustment for cable length compensation, IR forwarding, 1-RU rack mount QCP interface and the small EZIM, which is intended to be paired with the Polycom EagleEye HD PTZ camera provided with the Polycom HDX codecs. Like all Vaddio WallVIEW systems, the system comes with the Thin Profile Wall Mount and mounting hardware.



Figure 1: WallVIEW PRO EagleEye System with EagleEye camera, EZIM and Wall Mount (EagleEye camera and Polycom cables are not included).

WHAT'S INCLUDED

- Vaddio EZCamera Interface Module (EZIM)
- Vaddio EZIM EagleEye Break-out Cable
- Vaddio Quick-Connect PRO Interface (1-RU Rack Mount Interface)
- 36V PowerRite™ Power Supply
- DB-9 to RJ-45 Adapter
- Vaddio Thin Profile EagleEye Wall Mount
- Mounting Hardware
- Documentation

NOTE: Polycom equipment and cables are not included.

TECHNICAL FEATURES

Distances up to 500' (152.4m) with HSDS

The WallVIEW PRO EagleEye system uses high speed differential signaling (HSDS), which allows high definition video signals to be conveyed over longer Cat-5 cabling distances

EZCamera Interface Module (EZIM)

The EZCamera Interface Module is a small camera interface module that mounts behind the camera and is a universal interface for several HD or SD PTZ cameras available today. The EZIM uses a multi-pin connector and cable assemblies for maximum flexibility.

Quick-Connect PRO Interface

The 1-RU Quick-Connect PRO has high definition, analog component (YPbPr) video outputs (YPbPr) for 1080p, 1080i and 720p high resolution signals on BNC connectors.

IR Forwarding Feature

The IR Forwarding feature allows IR signals from the Polycom remote to be sent through the EZIM/QCP to the codec's IR interface allowing maximum design flexibility.

Distance Adjustments

Because WallVIEW PRO EagleEye uses active electronics, there are four cable length adjustments (<100', 200', 300' 400'+), which equalize the length of the Cat-5 twisted pairs and vastly improves the HD video performance.

Luminance Gain Adjustment

A luminance gain control (Y-Gain) is also provided which allows for enhanced control and fine tuning of the video signals when longer Cat-5 cabling runs are required.

TECHNICAL FEATURES (CONTINUED)

Superior Power Regulation

The WallVIEW PRO EagleEye uses the PowerRite 36V power supply, which is key to providing the electrical current that the larger PTZ camera motors require to operate properly. The EZIM regulates the power to run the system at optimum efficiency.

Thin Profile Wall Mount Included

With each system, a Thin Profile Wall Mount Bracket is provided. The Wall Mount can be attached to the wall with anchors or mounted

directly to a standard 2-gang wall box. There are pre-drilled and tapped mounting holes for the EZCamera Interface Module on the back of the Wall Mount to make installation easy.

Complete System

The WallVIEW PRO EagleEye comes complete and includes everything the installer needs to accomplish a professional installation. Three Cat-5 cable runs for Power, Video and Control are required to complete the installation (Polycom equipment is available from Polycom and their distributors - please see Polycom for codec, camera, Polycom cables and Polycom adapters).

TECHNICAL IMAGES

Figure 2: Quick-Connect PRO Series Interface front panel and rear panel images with functional callouts.




Figure 3: EZCamera Interface Module (EZIM) with four (4) RJ-45 connectors for POWER, RS-232 IN & OUT and VIDEO (HD or SD with IR), Top View (left) and Isometric View (right)



SYSTEM CONNECTIVITY

Wiring Diagram Example for HDX 7000 and 8000 Series:

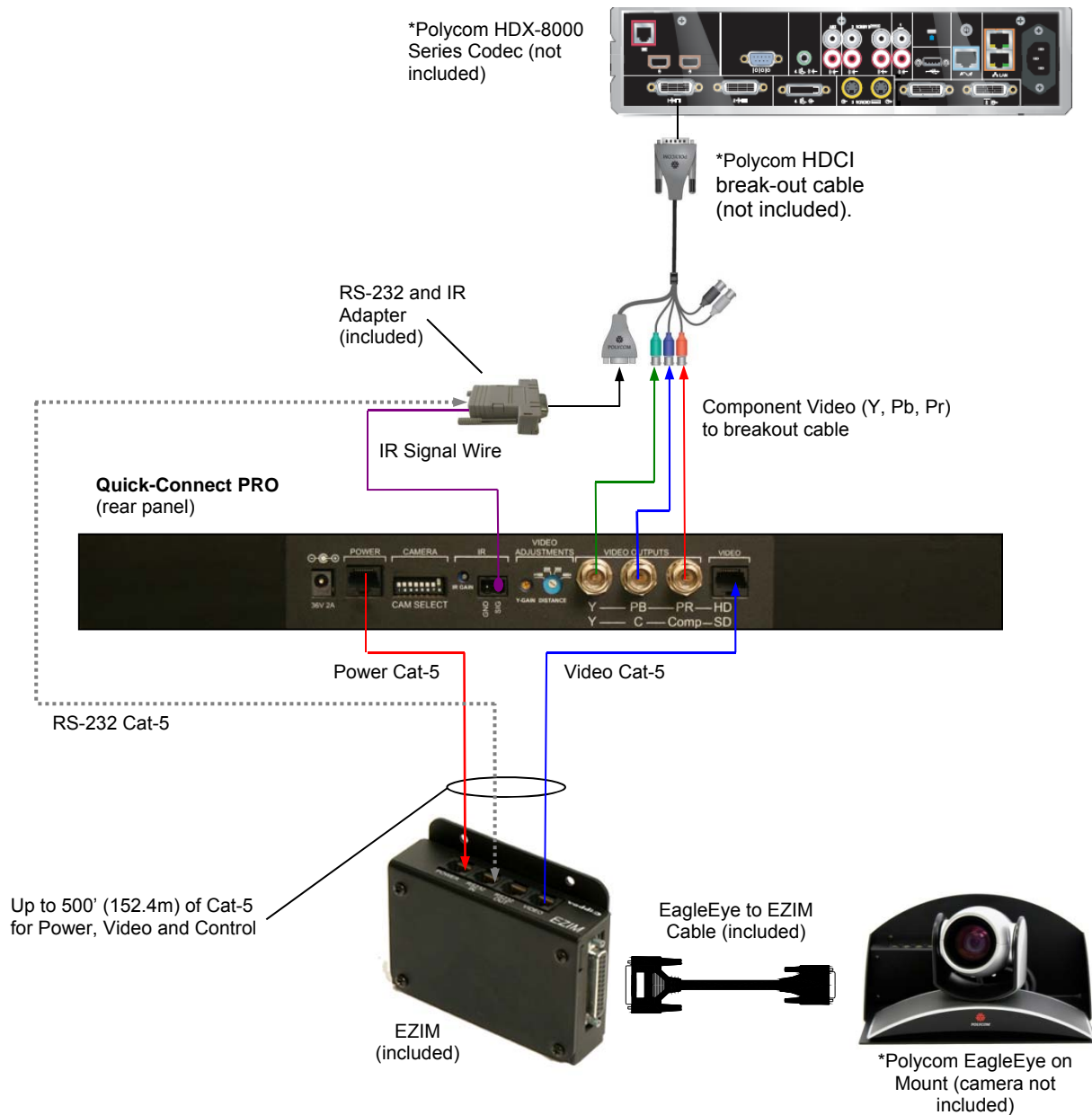


Figure 3: Basic connectivity of the WallVIEW PRO EagleEye System with HDX 7000 or 8000 series codec.
 The WallVIEW EagleEye connected to an HDX 7000 / 8000 series codec utilizes the RJ-45 to DB-9 adapter supplied, with the single wire on the adapter connected to the Signal "SIG" pin on the IR Port of the Quick-Connect. IR is fed out of the Quick-Connect unit, through the RJ-45 to DB-9 adapter to the HDX 7000 / 8000 series codec for IR forwarding from the camera. The Power, Video and Control CAT-5 cables can be run up to 500 from the Quick-Connect box to the EZ Interface Module, which connects to the camera. See Step 7 for additional information on HDX 7000 / 8000 IR wiring. NOTE: The single wire coming out of the back of the RJ-45 to DB-9 adapter is for use with the HDX 7000 / 8000 series codecs only.

*NOTE: All Polycom Equipment is supplied by Polycom.

REFERENCE NOTE: The HDX 8006 codec uses the Quick-Connect PRO HD1 Kit (Part # 998-6305-000 North America or 998-6305-001 International) for the use with the EVI-HD1

Wiring Diagram Example for HDX 9000 Series:

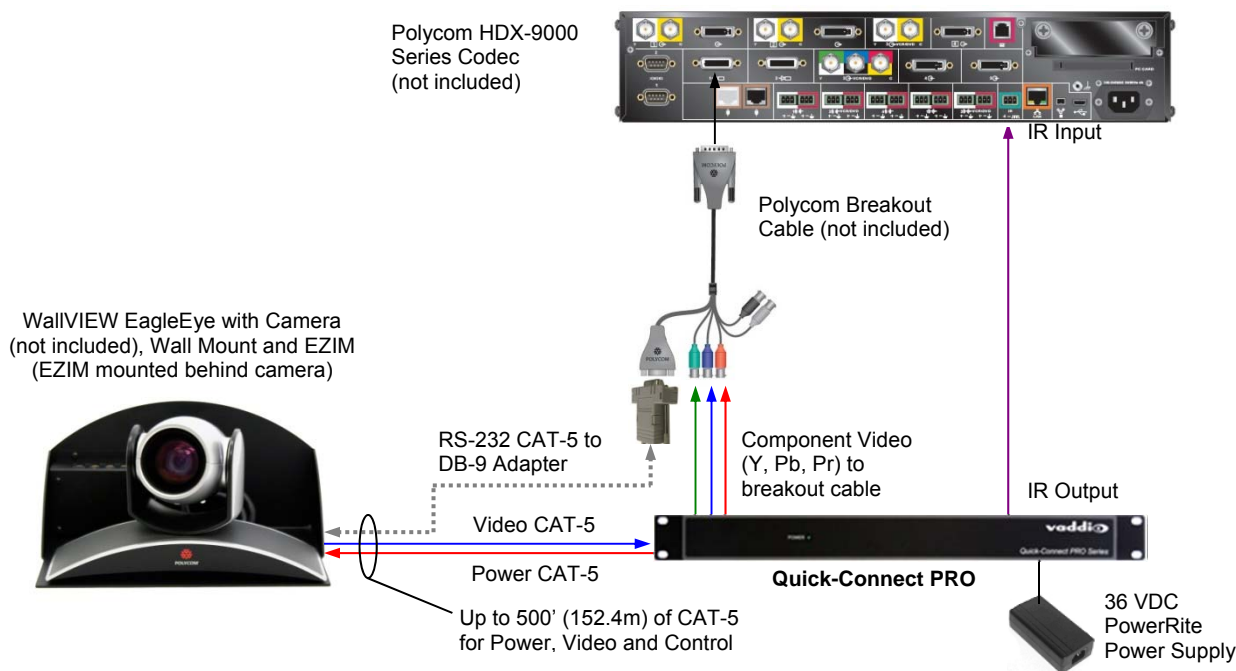


Figure 4: The WallVIEW EagleEye connected to an HDX 9000 series codec uses the RJ-45 to DB-9 adapter supplied. IR is fed out of the Quick-Connect rack mount unit to the IR port on the back of the HDX 9000 series codec for IR forwarding from the camera. The Power, Video and Control CAT-5 cables can be run up to 500 from the Quick-Connect box to the EZ Interface Module (EZIM), which connects to the camera. See Step 7 for additional information on HDX 9000 IR wiring. NOTE: The single wire coming out of the back of the RJ-45 to DB-9 adapter is for use with the HDX 7000 / 8000 series codecs only. NOTE: All Polycom Equipment is supplied by Polycom.

TECHNICAL SPECIFICATIONS

WallVIEW PRO EagleEye	
Part Numbers	WallVIEW PRO EagleEye 999-9500-000 (North America) WallVIEW PRO EagleEye 999-9500-001 (International)
• Quick-Connect PRO Interface	
Connectors	Power Connector: 5.5mm OD x 2.5mm ID Power RJ-45: Supplies 36V to EZCamera Interface Module Regulator IR: 2-Pin Phoenix type spring cage connector Video Outputs: BNC Connectors for HD Analog Component (Y,PB,PR) Video RJ-45: Transports HD video from camera
Camera Select Switch	IR Modes: IR Forwarding for use with Polycom HDX Codec
Video Adjustments	Y-Gain (luminance gain) for fine tuning over longer cable distances Distance Compensation: 100', 200', 300', 400'+
Cat-5 Cable Distance	Up to 500' (152.4m)
Power Supply	36 VDC, 2 Amp
Dimensions	1-RU Rack Mount - 1.75" H x 19" W x 6" D (4.45 cm x 4.26 cm x 15.24 cm)
• EZCamera Interface Module (EZIM)	
Connectors	Four (4) RJ-45 Connectors One DB-25 for Power, Video, Control & IR
Cable Assembly	For Polycom EagleEye: DB-25M to HDCI -M
Power Regulator	Supplies 12VDC to Cameras
Dimensions	3" H x 4.5" W x 1.2" D (7.6 cm x 11.4 cm x 3 cm)
• Thin Profile Wall Mount EagleEye	
Materials	12-Gauge CRS with Black Powder Coat Paint
Dimensions	6.25" H x 10.9" W x 7.25" D (15.9 cm x 27.7 cm x 18.4 cm)
Weight	4.6 lbs (2.1 kg)