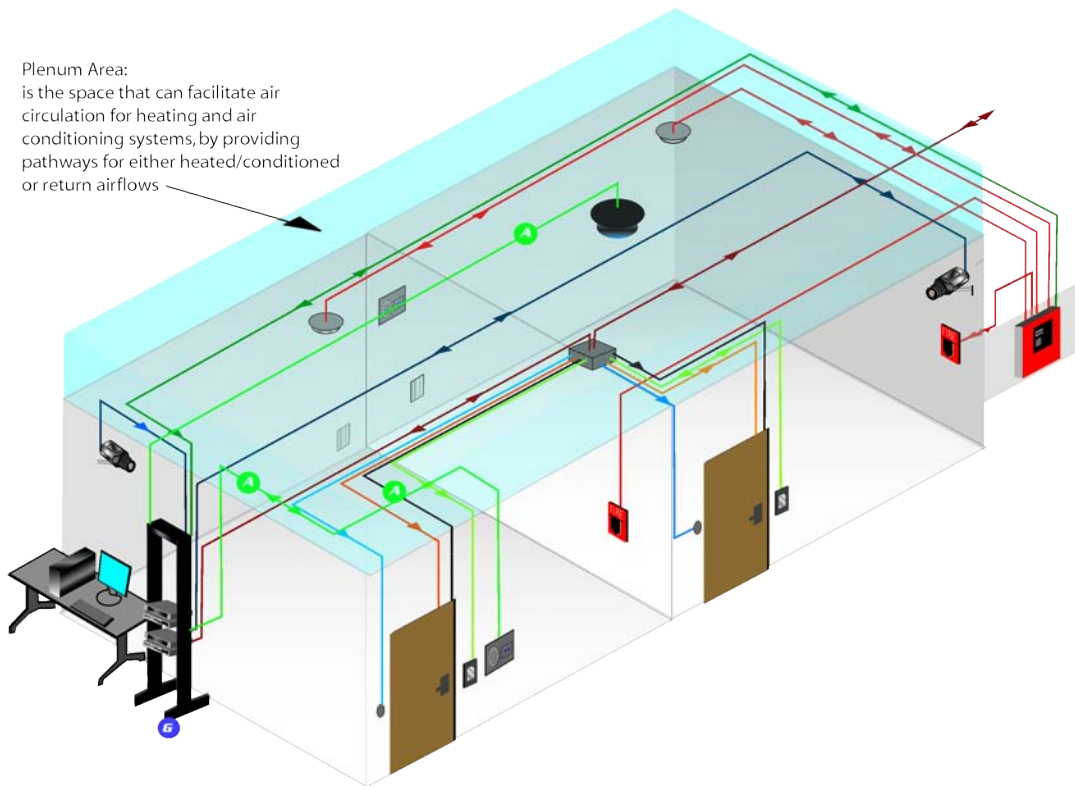


LOW VOLTAGE CONTROL PLENUM

It starts here. Most low voltage system installations start with audio, control, and speaker cables which are able to perform in multiple applications, including plenum environments. In this section of the catalog you'll find everything from line level audio for school intercom to large gauge speaker applications and multiple conductor access control reader cables. No matter the installation we have you covered. Take a look. It's all in here.



Plenum Area:
is the space that can facilitate air
circulation for heating and air
conditioning systems, by providing
pathways for either heated/conditioned
or return airflows

- Commercial Speaker Level
- Intercom Communication
- System Control
- Audio Distribution
- Access Control Reader
- Access Control Accessory Cables
- Background Music
- Security Control
- Shielded and Unshielded
- 1-1000ft Incremental Footage Markers
- Advantage Box Packaging
- High Industry Spec Position

PRODUCT INDEX: Plenum

A

Unshielded Cables - Audio and Control Cables

Two Conductor/ Unshielded.....	26
Multiple Conductor/ Unshielded	27-29
Multiple Pair/ Unshielded	29

Shielded Cables - Audio and Control Cables

Two Conductor/ Shielded	30
Multiple Conductor/ Shielded	31-32
Combination/ Shielded-Unshielded	33
Multiple Pair/ Individually Shielded	34

800-245-4964 • www.westpenn-wpw.com

LOW VOLTAGE CONTROL PLENUM

Plenum Communication & Control Cable Two Conductor / Unshielded Plenecon II® Extra Flexible



Description:

- ASTM Bare Copper • Polymer alloy insulation • Short over-all twist lengths • Overall Flex Plenum Jacket

Rating:

- NEC Type CMP or CL2P
- (UL)-C(UL) Listed SEE PG 252
- Meets 300V requirements as specified in the NEC
- Flame Rating: NFPA-262 Smoke & Flame Test

Standard Spool| size 1000ft.

Applications:

Indoor within ducts, plenums and other spaces used for environmental air:

- Intercom Systems
- Security Systems
- Sound and Audio
- Background Music
- Power-limited Control Circuits

Catalog No.	No. of Cond.	Conductor Type & Nom. D.C.R	Insulation Type & Thickness Inches	Shielding	Jacket Type & Thickness Inches	Nom. O.D. Inches	NEC Type	Nom. Capacitance	Jacket Color
25221B	2	22 AWG (7x30) 17 Ω/Mft	Polymer alloy .007	None	Flex Plenum .015	.116	CMP	--	GY
25222B	2	20 AWG (7x28) 10.5 Ω/Mft	Polymer alloy .008	None	Flex Plenum .015	.134	CMP	--	GY
25224B	2	18 AWG (7x26) 6.2 Ω/Mft	Polymer alloy .008	None	Flex Plenum .015	.154	CMP	--	GY, BK, BN, OR, GN, WH, YE
25225B	2	16 AWG (19x29) 4.2 Ω/Mft	Polymer alloy .008	None	Flex Plenum .015	.176	CMP	--	GY, BK, GN
25226B	2	14 AWG (19x27) 2.7 Ω/Mft	Polymer alloy .010	None	Flex Plenum .015	.218	CL2P	--	GY, BK
25227B	2	12 AWG (19x25) 1.7 Ω/Mft	Polymer alloy .010	None	Flex Plenum .015	.256	CL2P	--	GY, BK

Special Notes:

- Plenum Installation Precautions see Technical Reference Section Page 254
- Cables are packaged in our Advantage Box.
- Speaker Connectors listed on Pages - 165-166

Color Code	
All Cables	1.Black, 2. Red
	JACKET: GY - Gray
Select Cables	INDICATOR CODE: GY-Gray, BK-Black, BN-Brown, WH-White, YE-Yellow, BL-Blue, GN-Green

LOW VOLTAGE CONTROL PLENUM

Plenum Communication & Control Cable Multiple Conductor/ Unshielded 22 AWG Plenecon II® Extra Flexible



Applications:

Indoor within ducts, plenums and other spaces used for environmental air:

- Intercom Systems
- Security Systems
- Sound and Audio
- Background Music
- Power-limited Control Circuits

Description:

- ASTM Bare Copper • Polymer alloy insulation • Cabled construction • Overall Flex Plenum Jacket

Rating:

- NEC Type CMP
- (UL)-C(UL) Listed
- Meets 300V requirements as specified in the NEC
- Flame Rating: NFPA-262 Smoke & Flame Test

Standard spool size 1000ft.

Catalog No.	No. of Cond.	Conductor Type & Nom. D.C.R	Insulation Type & Thickness Inches	Shielding	Jacket Type & Thickness Inches	Nom. O.D. Inches	NEC Type	Nom. Capacitance	Jacket Color
25231B	3	22 AWG (7x30) 17 Ω/Mft	Polymer alloy .007	None	Flex Plenum .015	.127	CMP	--	Gray
25240B	4	22 AWG Solid 17 Ω/Mft	Polymer alloy .007	None	Flex Plenum .015	.136	CMP	--	Gray
25241B	4	22 AWG (7x30) 17 Ω/Mft	Polymer alloy .007	None	Flex Plenum .015	.136	CMP	--	Gray
25855B	5	22 AWG (7x30) 17 Ω/Mft	Polymer alloy .007	None	Flex Plenum .015	.146	CMP	--	Gray
25270B	6	22 AWG (7x30) 17 Ω/Mft	Polymer alloy .007	None	Flex Plenum .015	.157	CMP	--	Gray
25271B	8	22 AWG (7x30) 17 Ω/Mft	Polymer alloy .007	None	Flex Plenum .015	.172	CMP	--	Gray
25272B	10	22 AWG (7x30) 17 Ω/Mft	Polymer alloy .007	None	Flex Plenum .015	.213	CMP	--	Gray
25273B	12	22 AWG (7x30) 17 Ω/Mft	Polymer alloy .007	None	Flex Plenum .015	.220	CMP	--	Gray
25274B	15	22 AWG (7x30) 17 Ω/Mft	Polymer alloy .007	None	Flex Plenum .015	.246	CMP	--	Gray

Color Code		
Colors	Colors	Colors
1. Black	7. Orange	13. White/Black
2. Red	8. Yellow	14.. White/ Red
3. White	9. Purple	15. White/Green
4. Green	10. Gray	
5. Brown	11. Pink	
6. Blue	12. Tan	
JACKET: Gray		

Special Notes:

- Plenum Installation Precautions see Technical Reference Section Page 254
- Cables are packaged in our Advantage Box.

800-245-4964 • www.westpenn-wpw.com

LOW VOLTAGE CONTROL PLENUM

800-245-4964 • www.westpenn-wpw.com



Plenum Communication & Control Cable Multiple Conductor/ Unshielded 16, 18, and 20 AWG Plenecon II® Extra Flexible

Description:

- ASTM Bare Copper • Polymer alloy insulation • Cabled construction • Overall Flex Plenum Jacket

Rating:

- NEC Type CMP
- (UL) -C(UL) Listed
- Meets 300V requirements as specified in the NEC
- Flame Rating: NFPA-262 Smoke & Flame Test

Applications:

Indoor within ducts, plenums and other spaces used for environmental air:

- Intercom Systems
- Security Systems
- Sound and Audio
- Background Music

Standard spool size 1000ft.

Catalog No.	No. of Cond.	Conductor Type & Nom. D.C.R	Insulation Type & Thickness	Shielding	Jacket Type & Thickness	Nom. O.D. Inches	NEC Type	Nom. Capacitance	Jacket Color
			Inches		Inches				
25232B	3	20 AWG (7x28) 10.5 Ω/Mft	Polymer alloy .008	None	Flex Plenum .015	.142	CMP	--	Gray
25242B	4	20 AWG (7x28) 10.5 Ω/Mft	Polymer alloy .008	None	Flex Plenum .015	.156	CMP	--	Gray
25234B	3	18 AWG (7x26) 6.2 Ω/Mft	Polymer alloy .008	None	Flex Plenum .015	.162	CMP	--	Gray
25244B	4	18 AWG (7x26) 6.2 Ω/Mft	Polymer alloy .008	None	Flex Plenum .015	.180	CMP	--	Gray
25186B	6	18 AWG (7x26) 6.2 Ω/Mft	Polymer alloy .008	None	Flex Plenum .015	.216	CMP	--	Gray
25188B	8	18 AWG (7x26) 6.2 Ω/Mft	Polymer alloy .008	None	Flex Plenum .015	.235	CMP	--	Gray
25235B	3	16 AWG (19x29) 4.2 Ω/Mft	Polymer alloy .008	None	Flex Plenum .015	.191	CMP	--	Gray
25245B	4	16 AWG (19x29) 4.2 Ω/Mft	Polymer alloy .008	None	Flex Plenum .015	.208	CMP	--	Gray

Special Notes:

- Plenum Installation Precautions see Technical Reference Section Page 254
- Cables are packaged in our Advantage Box.

Color Code	
Colors	Colors
1. Black	5. Brown
2. Red	6. Blue
3. White	7. Orange
4. Green	8. Yellow
JACKET: Gray	

LOW VOLTAGE CONTROL PLENUM

Plenum Communication & Control Cable Multiple Conductor/ Unshielded

14 and 12 AWG Plenecon II® Extra Flexible

Applications:

Indoor within ducts, plenums and other spaces used for environmental air:

- Intercom Systems
- Security Systems
- Sound and Audio
- Background Music
- Power-limited Control Circuits

Standard spool size 1000ft.

Catalog No.	No. of Cond.	Conductor Type & Nom. D.C.R	Insulation Type & Thickness Inches	Shielding	Jacket Type & Thickness Inches	Nom. O.D. Inches	NEC Type	Nom. Capacitance	Jacket Color
25236B	3	14 AWG (19x27) 2.7 Ω/Mft	Polymer alloy .010	None	Flex Plenum .015	.236	CL2P	--	Gray
25246B	4	14 AWG (19x27) 2.7 Ω/Mft	Polymer alloy .010	None	Flex Plenum .015	.260	CL2P	--	Gray
25248B	4	12 AWG (19x25) 1.7 Ω/Mft	Polymer alloy .010	None	Flex Plenum .015	.304	CL2P	--	Gray

Color Code- See Page 30

Description:

- ASTM Bare Copper • Polymer alloy insulation • Cabled construction • Overall Flex Plenum Jacket

Rating:

- NEC Type CL2P
- (UL) Listed
- Flame Rating: NFPA-262 Smoke & Flame Test



800-245-4964 • www.westpenn-wpw.com

Plenum Communication & Control Cable Multiple Pair/ Unshielded

18 AWG Plenecon II® Extra Flexible

Standard spool size 1000ft.

Catalog No.	No. of Pairs	Conductor Type & Nom. D.C.R	Insulation Type & Thickness Inches	Shielding	Jacket Type & Thickness Inches	Nom. O.D. Inches	NEC Type	Nom. Capacitance	Jacket Color
25751B	2	18 AWG (7x26) 6.2 Ω/Mft	Polymer alloy .008	None	Flex Plenum .015	.253	CMP	--	Gray
25752B	3	18 AWG (7x26) 6.2 Ω/Mft	Polymer alloy .008	None	Flex Plenum .015	.275	CMP	--	Gray
25753B	4	18 AWG (7x26) 6.2 Ω/Mft	Polymer alloy .008	None	Flex Plenum .015	.304	CMP	--	Gray

Description:

- ASTM Bare Copper • Polymer alloy insulation • Twisted pair construction • Overall plenum PVC jacket

Rating:

- NEC Type CMP




Special Notes:

- Plenum Installation Precautions see Technical Reference Section Page 254
- Cables are packaged in our Advantage Box.

Color Code	
All Cables	1. Black/Red, 2. Black/White, 3. Black/Green, 4. Black/Blue
	JACKET: Gray

LOW VOLTAGE CONTROL PLENUM

800-245-4964 • www.westpenn-wpw.com



Plenum Communication & Control Cable Two Conductor/ Shielded Plenecon II® Extra Flexible

Description:

- ASTM Bare Copper • Polymer alloy insulation • Short overall twist lengths • Overall shield coverage 100% aluminum polyester foil with TC drain wire • Overall Flex Plenum Jacket

Rating:

- NEC Type CMP and CL2P
- (UL)-C(UL) Listed SEE PG 252
- Meets 300V requirements as specified in the NEC
- Flame Rating: NFPA-262 Smoke & Flame Test

Applications:

- Indoor within ducts, plenums and other spaces used for environmental air:
- Intercom Systems
 - Security Systems
 - Sound and Audio
 - Background Music

Standard spool size 1000ft.

Catalog No.	No. of Pairs	Conductor Type & Nom. D.C.R	Insulation Type & Thickness Inches	Shielding & % Coverage + Drain Wire	Jacket Type & Thickness Inches	Nom. O.D. Inches	NEC Type	Nom. Capacitance	Jacket Color
25290B	1 Pair	22 AWG Solid 17.5 Ω/Mft	Polymer alloy .008	Al. Foil - 100% 22 Solid	Flex Plenum .015	.116	CMP	54 pf/ft* 97 pf/ft**	Gray
25291B	1 Pair	22 AWG (7x30) 17 Ω/Mft	Polymer alloy .007	Al. Foil - 100% 24 Strd.	Flex Plenum .015	.124	CMP	55 pf/ft* 99 pf/ft**	GY, VT, BL, BK, WH
25292B	1 Pair	20 AWG (7x28) 10.5 Ω/Mft	Polymer alloy .008	Al. Foil - 100% 24 Strd.	Flex Plenum .015	.138	CMP	60 pf/ft* 108 pf/ft**	GY, BL
25293B	1 Pair	18 AWG (7x26) 6.2 Ω/Mft	Polymer alloy .008	Al. Foil - 100% 24 Strd.	Flex Plenum .015	.156	CMP	68 pf/ft* 122 pf/ft**	GY, YE, BL, BK
25294B	1 Pair	16 AWG (19x29) 4.2 Ω/Mft	Polymer alloy .008	Al. Foil - 100% 24 Strd.	Flex Plenum .015	.178	CMP	75 pf/ft* 140 pf/ft**	Gray
25295B	1 Pair	14 AWG (19x27) 2.7 Ω/Mft	Polymer alloy .010	Al. Foil - 100% 24 Strd.	Flex Plenum .015	.222	CL2P*	76 pf/ft* 137 pf/ft**	Gray
25296B	1 Pair	12 AWG (19x25) 1.7 Ω/Mft	Polymer alloy .010	Al. Foil - 100% 24 Strd.	Flex Plenum .015	.260	CL2P*	88 pf/ft* 158 pf/ft**	Gray

* Capacitance between conductors.

** Capacitance between one conductor and the other connected to the shield


Special Notes:

- Plenum Installation Precautions see Technical Reference Section Page 254
- Cables are packaged in our Advantage Box.
- * See page 252

Color Code	
All Cables	1.Black, 2. Red
	JACKET: GY - Gray
Select Cables	INDICATOR CODE: GY-Gray, VT-Violet, YE-Yellow, BL-Blue, BK-Black, WH- White

LOW VOLTAGE CONTROL PLENUM

Plenum Communication & Control Cable Multiple Conductor/ Shielded 22 AWG Plenecon II® Extra Flexible



Applications:

- Indoor within ducts, plenums and other spaces used for environmental air:
- Intercom Systems
 - Security Systems
 - Sound and Audio
 - Background Music
 - Power-limited Control Circuits

Description:

- ASTM Bare Copper • Polymer Alloy Insulation • Cabled construction • Overall shield coverage 100% aluminum polyester foil with TC drain wire • Overall Flex Plenum Jacket

Rating:

- NEC Type CMP
- (UL)-C(UL) Listed
- Meets 300V requirements as specified in the NEC
- Flame Rating: NFPA-262 Smoke & Flame Test

Standard spool size 1000ft.

Catalog No.	No. of Cond.	Conductor Type & Nom. D.C.R	Insulation Type & Thickness Inches	Shielding & % Coverage + Drain Wire	Jacket Type & Thickness Inches	Nom. O.D. Inches	NEC Type	Nom. Capacitance	Jacket Color
25300B	3	22 AWG Solid 17.5 Ω/Mft	Polymer alloy .008	Al. Foil - 100% 22 Solid	Flex Plenum .015	.122	CMP	54 pf/ft* 97 pf/ft**	Gray
25301B	3	22 AWG (7x30) 17 Ω/Mft	Polymer alloy .007	Al. Foil - 100% 24 Strd.	Flex Plenum .015	.130	CMP	55 pf/ft* 99 pf/ft**	Gray
253241B	4	22 AWG (7x30) 17Ω/Mft	Polymer alloy .007	Al. Foil - 100% 24 Strd.	Flex Plenum .015	.141	CMP	55 pf/ft* 99 pf/ft**	GY, WH
253855B	5	22 AWG (7x30) 17 Ω/Mft	Polymer alloy .007	Al. Foil - 100% 24 Strd.	Flex Plenum .015	.154	CMP	55 pf/ft* 99 pf/ft**	Gray
253270B	6	22 AWG (7x30) 17 Ω/Mft	Polymer alloy .007	Al. Foil - 100% 24 Strd.	Flex Plenum .015	.162	CMP	55 pf/ft* 99 pf/ft**	GY, WH
253271B	8	22 AWG (7x30) 17 Ω/Mft	Polymer alloy .007	Al. Foil - 100% 24 Strd.	Flex Plenum .015	.184	CMP	55 pf/ft* 99 pf/ft**	Gray
253272B	10	22 AWG (7x30) 17 Ω/Mft	Polymer alloy .007	Al. Foil - 100% 24 Strd.	Flex Plenum .015	.213	CMP	55 pf/ft* 99 pf/ft**	Gray
253274B	15	22 AWG (7x30) 17 Ω/Mft	Polymer alloy .007	Al. Foil - 100% 24 Strd.	Flex Plenum .015	.244	CMP	55 pf/ft* 99 pf/ft**	Gray

Color Code		
Colors	Colors	Colors
1. Black	7. Orange	13. White/Black
2. Red	8. Yellow	14.. White/ Red
3. White	9. Purple	15. White/Green
4. Green	10. Gray	
5. Brown	11. Pink	
6. Blue	12. Tan	
JACKET: Gray		


* Capacitance between conductors.

** Capacitance between one conductor and the other connected to the shield

Special Notes:

- Plenum Installation Precautions see Technical Reference Section Page 254
- Cables are packaged in our Advantage Box.

LOW VOLTAGE CONTROL PLENUM



Plenum Communication & Control Cable Multiple Conductor/ Shielded 18 and 20 AWG Plenecon II® Extra Flexible

Description:

- ASTM Bare Copper • Polymer Alloy Insulation • Cabled construction • Overall shield coverage 100% aluminum polyester foil with TC drain wire • Overall Flex Plenum Jacket

Rating:

- NEC Type CMP
- (UL)-C(UL) Listed
- Meets 300V requirements as specified in the NEC
- Flame Rating: NFPA-262 Smoke & Flame Test

Applications:

- Indoor within ducts, plenums and other spaces used for environmental air:
- Intercom Systems
 - Security Systems
 - Sound and Audio
 - Background Music
 - Power-limited Control Circuits

Standard pool size 1000ft.

Catalog No.	No. of Cond.	Conductor Type & Nom. D.C.R	Insulation Type & Thickness	Shielding & % Coverage + Drain Wire	Jacket Type & Thickness	Nom. O.D. Inches	NEC Type	Nom. Capacitance	Jacket Color
			Inches		Inches				
25302B	3	20 AWG (7x28) 10.5 Ω/Mft	Polymer alloy .008	Al. Foil - 100% 24 Strd.	Flex Plenum .015	.145	CMP	60 pf/ft* 108 pf/ft**	Gray
25303B	3	18 AWG (7x26) 6.2 Ω/Mft	Polymer alloy .008	Al. Foil - 100% 24 Strd.	Flex Plenum .015	.166	CMP	68 pf/ft* 122 pf/ft**	Gray
253244B	4	18 AWG (7x26) 6.2 Ω/Mft	Polymer alloy .008	Al. Foil - 100% 24 Strd.	Flex Plenum .015	.182	CMP	68 pf/ft* 122 pf/ft**	GY, WH
253186B	6	18 AWG (7x26) 6.2 Ω/Mft	Polymer alloy .008	Al. Foil - 100% 24 Strd.	Flex Plenum .015	.221	CMP	68 pf/ft* 122 pf/ft**	Gray
253188B	8	18 AWG (7x26) 6.2 Ω/Mft	Polymer alloy .008	Al. Foil - 100% 24 Strd.	Flex Plenum .015	.244	CMP	68 pf/ft* 122 pf/ft**	Gray

* Capacitance between conductors.

** Capacitance between one conductor and the other connected to the shield

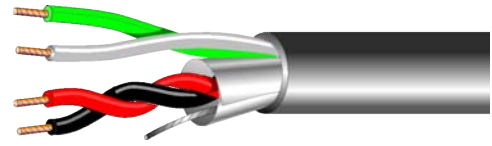
Special Notes:

- Plenum Installation Precautions see Technical Reference Section Page 254
- Cables are packaged in our Advantage Box.

Color Code	
Colors	Colors
1. Black	5. Brown
2. Red	6. Blue
3. White	7. Orange
4. Green	8. Yellow
JACKET: Gray	

LOW VOLTAGE CONTROL PLENUM

Plenum Communication & Control Cable Combination/ Shielded and Unshielded Plenecon II® Extra Flexible



Applications:

- Indoor within ducts, plenums and other spaces used for environmental air:
- Intercom Systems
 - Security Systems
 - Sound and Audio
 - Background Music
 - Power-limited Control Circuits

Description:

- ASTM Bare Copper • Polymer Alloy Insulation • Cabled construction • Unshielded/Shielded coverage 100% aluminum polyester foil with TC drain wire • Overall Flex Plenum Jacket

Rating:

- NEC Type CMP
- (UL)-C(UL) Listed
- Meets 300V requirements as specified in the NEC
- Flame Rating: NFPA-262 Smoke & Flame Test

Standard spool size 1000ft.

Catalog No.	No. of Cond.	Conductor Type & Nom. D.C.R	Insulation Type & Thickness	Shielding & % Coverage	Jacket Type & Thickness	Nom. O.D.	NEC Type	Nom. Capacitance	Jacket Color
			Inches						
25352B	3 (2 Shld) (1 Unshld)	22 AWG (7x30) 17 Ω/Mft	Polymer alloy .007	Al. Foil - 100% 24 Strd.	Flex Plenum .015	.156	CMP	55 pf/ft* 99 pf/ft**	Gray
25355B	4 (2 Shld) (2 Unshld)	22 AWG Solid 17.5 Ω/Mft	Polymer alloy .008	Al. Foil - 100% 22 Solid	Flex Plenum .015	.145	CMP	54 pf/ft* 97 pf/ft**	GY
25357B	4 (2 Shld) (2 Unshld)	22 AWG (7x30) 17 Ω/Mft	Polymer alloy .007	Al. Foil - 100% 24 Strd.	Flex Plenum .015	.154	CMP	55 pf/ft* 99 pf/ft**	GY, BL
25358B	3 (2 Shld) (1 Unshld)	20 AWG (7x28) 10.1 Ω/Mft	Polymer alloy .008	Al. Foil - 100% Strd. Drain	Flex Plenum .015	.176	CMP	60 pf/ft* 108 pf/ft**	Gray
25359B	4 (2 Shld) (2 Unshld)	20 AWG (7x28) 10.1 Ω/Mft	Polymer alloy .008	Al. Foil - 100% Strd. Drain	Flex Plenum .015	.180	CMP	60 pf/ft* 108 pf/ft**	Gray
25372B	5 (3 Shld) (2 Unshld)	22 AWG Solid 17.5 Ω/Mft	Polymer alloy .008	Al. Foil - 100% 22 Solid	Flex Plenum .015	.172	CMP	54 pf/ft* 97 pf/ft**	Gray

* Capacitance between conductors.

** Capacitance between one conductor and the other connected to the shield


Color Code		
Catalog No.	All Cables	25372B
Primary Color Code	1. Black, 2. Red 3. White, 4. Green	Under Shield: 1.Black, 2.Red, 3.White, Outside Shield: 1.Black, 2.Green
	JACKET: GY-Gray Indicator Code: GY-Gray, BL-Blue	

Special Notes:

- Plenum Installation Precautions see Technical Reference Section Page 254
- Cables are packaged in our Advantage Box.

LOW VOLTAGE CONTROL PLENUM

800-245-4964 • www.westpenn-wpw.com



Plenum Communication & Control Cable Multiple Pair / Individually Shielded Pairs

Description:

- ASTM Bare Copper • Polymer Alloy Insulation • Twisted pair construction • Each pair shielded 100% coverage of aluminum polyester foil with drain wire • Short overall twist construction
- Overall Flex Plenum Jacket

Rating:

- NEC Type CMP
- (UL)-C(UL) Listed
- Meets 300V requirements as specified in the NEC
- Flame Rating: NFPA-262 Smoke & Flame Test

Applications:

- Indoor within ducts, plenums and other spaces used for environmental air:
- Intercom Systems
 - Security Systems
 - Sound and Audio
 - Background Music

Standard pool size 1000ft.

Catalog No.	No. of Pairs	Conductor Type & Nom. D.C.R.	Insulation Type & Thickness Inches	Individual Shielding + Drain Wire	Jacket Type & Thickness Inches	Nom. O.D. Inches	NEC Type	Nom. Capacitance	Jacket Color
25510B	2	22 AWG (7x30) 17 Ω/Mft	Polymer alloy .007	Al. Foil - 100% 24 Strd.	Flex Plenum .015	.195	CMP	55 pf/ft* 99 pf/ft**	GY, GN, BL
25440B	2	18 AWG (7x26) 6.2 Ω/Mft	Polymer alloy .008	Al. Foil - 100% 24 Strd.	Flex Plenum .015	.253	CMP	68 pf/ft* 122 pf/ft**	Gray

Special Note: 25510B & 25440B

- Employs individually shielded pairs with one strd. drain wire common to all shields to ensure greater shielding and lower DC resistance

- * Capacitance between conductors.
- ** Capacitance between one conductor and the other connected to the shield

Color Code	
25510B	1. Black, 2. Red, 3. White, 4. Green
25440B	JACKET: Gray

Standard pool size 1000ft.

Catalog No.	No. of Pairs	Conductor Type & Nom. D.C.R.	Insulation Type & Thickness Inches	Individual Shielding & Drain Wire	Jacket type & Thickness Inches	Nom. O.D. Inches	NEC type	Nom. Capacitance	Jacket Color
25441B	3	18 AWG (7x26) 6.2 Ω/Mft	Polymer alloy .008	Al. Foil - 100% 24 Strd.	Flex Plenum .015	.278	CMP	68 pf/ft* 122 pf/ft**	Gray

Special Note: 25441B

- Employs individually shielded pairs with a strd. drain wire for each pair

- * Capacitance between conductors.
- ** Capacitance between one conductor and the other connected to the shield

Color Code	
25441B	1. Black/Red, 2. White/Green, 3. Brown/Blue
	JACKET: Gray