

Setup Instructions


Scrim Jim

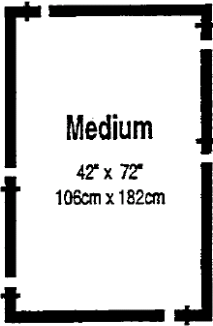
Style Series: 1809-1898

Description

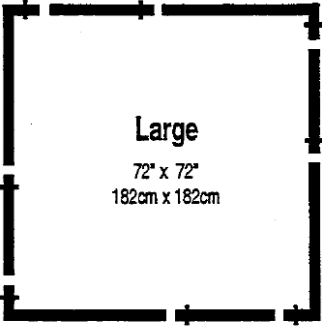
Scrim Jim is a strong, collapsible diffusion and reflection system offering the ultimate in flexibility and control. Frames are made of lightweight aircraft aluminum. Modular construction allows you to create four easy-to-handle frame sizes that are all collapsible to 42" in length. Fabrics are of the highest quality and have hook and loop tape sewn around the perimeter for an even, taut and secure fit to the frame, to withstand strong winds.

INSTRUCTIONS

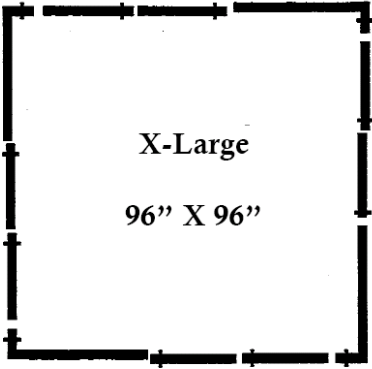




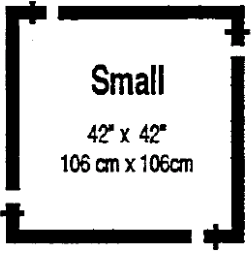
Medium
42" x 72"
106cm x 182cm



Large
72" x 72"
182cm x 182cm



X-Large
96" X 96"



Small
42" x 42"
106 cm x 106cm

Frame Assembly:


- Small – 4 Corner Pieces
- Medium – 4 Corner Pieces
2 Extensions
- Large – 4 Corner Pieces
4 Extensions
- X-Large – 4 Corner Pieces
8 Extensions

Fabric Attachment:

1. Attach all four Velcro corner tabs securely
2. Connect velcro around perimeter

Re-packing Frame:

1. Build 2 layers (as shown below)
2. Place one on top of the other, velcro to velcro



Scrim Jim Kits and Accessories:

Scrim Jim Kits are available in 42" x 42", 42" x 72", 72" x 72" and 96" x 96" sizes.

These kits contain (1) Frame, (1) ¾ Stop Diffusion Panel, (1) Silver/White Reflective Panel and (1) Carry Bag.

Scrim Jim Video Broadcast Deluxe Kit is available in 72" x 72" and 96" x 96" sizes.

These kits contain (1) Frame, (1) Single Black net, (1) ¾ Stop Diffusion Panel, (2) Grip Heads, (2) Scrim Jim Clamps and (1) Carry Bag. Just add stands and you are ready to go.



Scrim Jim Carry Bag



Scrim Jim Video Broadcast Deluxe Kit