

# Thank You!

for purchasing this Westcott® product.

## Register your purchase.

We have a simple form for registering your Westcott purchase that provides you with added assurance for your gear: [fjwestcott.com/warranty](https://www.fjwestcott.com/warranty)

Visit [fjwestcott.com](https://www.fjwestcott.com)

- Video Tips
- Product Support
- Knowledge Base
- Product Reviews
- Contests & More!

## Backdrop Care Instructions

### Wrinkle-Resistant Solid Backdrops

Material: 100% Cotton

Care: Machine wash cold, gentle cycle  
tumble dry low

### Printed Backdrops

Material: 100% Polyester

Care: Machine wash cold, gentle cycle  
tumble dry low

### Modern Vintage Backdrops

Material: Thick fabric & embossed velour

Care: Spot clean only

## Travel Case Care Instructions

Do not wash. Spot clean with mild detergent. Air dry.

## One year against manufacturer defect.

Westcott's warranty obligations for this product are limited to the terms set forth below: The F.J. Westcott Co. ("Westcott") warrants this Westcott branded product against defects in materials and workmanship under normal use for a period of ONE (1) YEAR from the date of retail purchase by the original end-user purchaser ("Warranty Period"). If a defect arises and a valid claim is received within the Warranty Period, at its option and to the extent permitted by law, Westcott will either (1) repair the defect at no charge, using new or refurbished replacement parts, or (2) exchange the product with a product that is new or which has been manufactured from new or serviceable used parts and is at least functionally equivalent to the original product. This Limited Warranty applies only to products manufactured by or for Westcott that can be identified by the "Westcott" trademark, trade name, or logo affixed to them.

This warranty does not apply: (a) to damage caused by accident, abuse, misuse, flood, fire, earthquake or other external causes; (b) to damage caused by operating the product outside the permitted or intended uses described by Westcott; (c) to a product or part that has been modified to alter functionality or capability without the written permission of Westcott; or (d) to cosmetic damage, including but not limited to scratches, dents and broken plastic.

Please contact Westcott's Repair Department for a Return Authorization Number "RMA" prior to requesting warranty service. This RMA must be clearly written on the outside of the box to the left of the shipping label. Items sent in without pre-authorization or that do not fall under the ONE (1) YEAR limited warranty will be returned at the expense of the sender.

Register this product at [FJWESTCOTT.COM/WARRANTY](https://www.fjwestcott.com/warranty)

Repair Dept.: **800-886-1689** / 419-243-7311 (International)

E-Mail: [INFO@FJWESTCOTT.COM](mailto:INFO@FJWESTCOTT.COM) SUBJECT: ATTN: REPAIR DEPT.

Shipping: F.J. Westcott Co, 1425 Holland Rd, Maumee, OH 43537

©F.J. WESTCOTT CO. ALL RIGHTS RESERVED.



QUICK START GUIDE

# SETUP & USAGE



## KIT COMPONENTS



(1) Expandable Base



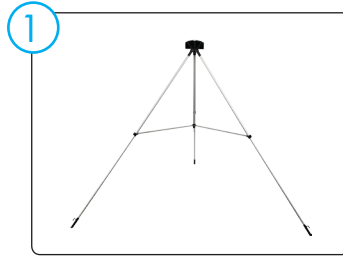
(3) Extension Arms




(1) Backdrop



(1) Travel Case



1 Locate the expandable base. Fully extend each of the (3) legs by opening the locking clamp. Once extended, lock back into place. Pull the legs apart until they form a triangle, similar to a tripod. For best results, place on a flat surface.




2 Place the silver end of (1) extension arm into an open slot on the expandable base. Make sure the arm is not extended and the black hook is facing forward. Repeat for the remaining extension arms.



3 Locate the top of the backdrop (side with 3 grommets). Attach each grommet to the corresponding extension arm hooks.



4 Open the locking clamp on (1) extension arm and slowly extend to its maximum height. Once fully extended, tighten the locking clamp. Repeat for the remaining extension arms.



5 Lastly, attach the grommets on the bottom of the backdrop into the expandable base leg hooks. Your backdrop should now be taut and ready for use.

