



User Guide

WP609R

ProMarine Waterproof Megaphone



Made in the USA

WARNING!

THE ProMarine WATERPROOF MEGAPHONE IS LOUD. AMPLIFIED SOUND OR LOUD FEEDBACK MAY CAUSE DAMAGE TO A PERSON'S EARS OR HEARING. DO NOT OPERATE THIS MEGAPHONE IN CLOSE PROXIMITY TO A PERSON'S EARS. USE EXTRA CAUTION WHEN OPERATING NEAR FULL VOLUME OR WHEN TRIGGERING THE HORN OR SIREN BUTTONS.

Thank you for choosing the **ProMarine Waterproof Megaphone** from *AmpliVox Portable Sound Systems*.

We are excited in introducing this truly unique communication device. Please refer to this user guide as you enjoy the unique capabilities of another quality product from *AmpliVox Portable Sound Systems*.

We encourage you to visit our website www.ampli.com to register your product for its warranty coverage, sign up to receive our newsletter, download our catalog, and learn more about the complete line of *AmpliVox* audio visual products, including portable PA systems, and lecterns.

TABLE OF CONTENTS

WHAT'S IN THE BOX	3
SPECIFICATIONS	3
IDENTIFYING PARTS	4
BATTERY PACK	4
CHARGER CHARGER	5
OPERATION	5
SIREN / HORN BUTTON	6
ATTACHING SHOULDER STRAP	6
WATER RECOVERY	6
BATTERY PRECAUTIONS	7
OPTIONAL ACCESSORIES	7
WARRANTY	8

IMPORTANT SAFETY INSTRUCTIONS

Before using this product, read the instruction manual for important safety information. Please retain this manual for future reference and warranty information.

Troubleshooting & Servicing

Do not attempt to service or repair the device yourself. Refer all servicing to qualified service personnel. Do not attempt to modify the device in anyway. Doing so could invalidate your warranty.

Cleaning

When cleaning the device, please use a soft, dry cloth. Never use benzene, paint-thinner, or other chemicals on the device.

Intended use

The product may only be used with the original parts intended for it. The intended use includes adherence to the specified installation instructions. The manufacturer accepts no liability for damage arising due to improper use.

WARNING: Changes or modifications to this unit not expressly approved by the party responsible for compliance could void the user's authority to operate the equipment.

COMPLIANCE

UNITED STATES - FCC

This device complies with Part 15 of the FCC Rules. Operation is subject to the following two conditions:

(1) This device may not cause harmful interference, and (2) this device must accept any interference received, including interference that may cause undesired operation.

The unit's circuitry may cause interference to nearby radios. To prevent interference, either switch the unit off or move away from the affected radio.

CANADA

This Class B digital device complies with Canadian ICES-003.

EUROPE - CE

Conforms with Council Directive 2004/108/EC (12/15/2004) on Electromagnetic Compatibility.

RoHS

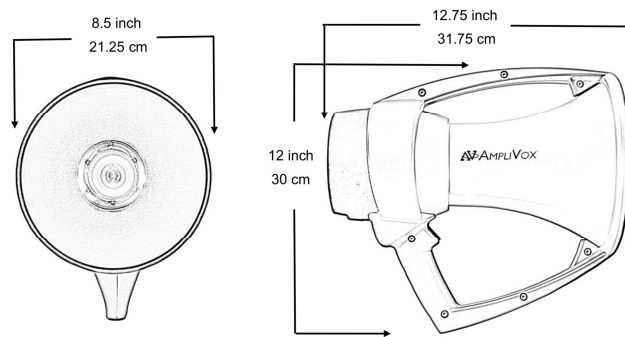
(Reduction of Hazardous Substances) compliant

What's In The Box

1. **ProMarine Megaphone**
2. **Lithium-Polymer Rechargeable Battery**
3. **Battery Charger**
4. **Shoulder Strap**



WP609R SPECIFICATIONS



Environmental

Temperature Range: Storage and Use: -4°F to 115°F / -20°C to 45°C

Water Resistance: IP-67 (Excludes all dust and water for 30 minutes at 3.3ft / 1M submersion)

Buoyancy: Megaphone with battery pack installed floats.

Drop Resistance: MIL-STD-810G 516.6 Procedure IV Transit Shock, Drop height 36 in / 91 cm onto plywood over concrete.

Audio

Power Output: 22 watts peak, 19 watts rated

Microphone: Dynamic Weatherproof

Amplifier: High-efficiency Class-D digital amplifier

Battery

Battery Pack: Lithium-Polymer Battery Pack . 11.1VDC Typical, 11.1 W/hr.

Battery Charger: Input Voltage: 90-264VAC, 50- 60Hz, 7 Watts compatible with all world currents with appropriate adapter plug. **Full Charge:** 12 hours.

Battery Run Time (Full Charge): Dependent upon volume level and continuity of operation; 8 hours of typical operation . defined as speaking 35% of the time at volume level 6 or 30 hours of standby time. (Battery capacity significantly reduced below freezing).

Battery Cycle Life: 80% rated capacity after 300 charge/discharge cycles; 60% rated capacity after 500 charge /discharge cycles

Identifying Parts

Protective Rubber Ring

Always keep the protective rubber ring installed to minimize impact damage.

Talk Trigger Handle




Microphone

Accessory Microphone Connector

Locking Rechargeable Battery Pack

Shown with Protective Rubber Ring removed

On/Off Volume Control



Shoulder Strap Hook

Siren and Horn Switch

Battery Status Light

● 26 – 100% capacity

● 11 – 25% capacity

● 6 – 10% capacity

● FLASHING RED
Less than 6% capacity

FLASHING ● ● ●
GREEN / YELLOW / RED
**** See Charger Section PG 5

Battery Pack


The ProMarine Waterproof Megaphone uses a special design battery pack that will only work with this megaphone and charger.

THE FIRST THING YOU NEED TO DO IS TO CHARGE THE BATTERY FOR 24 HOURS

Looking at the battery pack you will see that on one end there is a single rib and the other end has two. This design allows the battery pack to be inserted into the megaphone and the charger only one way. Please observe the matting slots when inserting.

DO NOT FORCE INTO MEGAPHONE OR CHARGER

Once inserted, lock in place by turning the knob, located on the top, clockwise. You will hear a clicking sound when locked. Battery must be locked in place to become operational / charging to start.



Locking Knob



One Rib



Two Ribs

Battery Charger

Plug the charger into a standard wall outlet. **NOTE:** the charger is designed to accept any voltage from 90-264 VAC, 50 - 60 Hz. When traveling in countries other than North America you only need to obtain an adapter plug for your destination's outlet configuration.


Charging a fully depleted battery 100% requires 12 hours. A partially discharged battery will recharge more quickly.

A battery charger status light is built into the charger. When charging, this light will change colors from a flashing red (1-10%) to flashing yellow (11-25%) then flashing green (26-99%) and finally to a solid green (100%) when fully charged.

**** Should the battery pack become overheated or any other charging / operating problem occur the light will flash between the three colors (green, yellow, red) repeatedly.

- Overheating can be caused by charging/operating at temperatures over 115°F / 45°C or in direct sunlight .
Remove the battery pack from the charger/megaphone and put into a cool place. Try charging again in a cool location after the battery pack has cooled down.
- To attempt to clear a battery error, remove the battery pack from the charger/megaphone then reinsert the battery pack to restart charging/operation. If the error light continues to flash, remove the battery pack from the charger/megaphone and contact AmpliVox Customer Service.

CAUTION: DO NOT USE OR CHARGE A BATTERY PACK THAT HAS GIVEN REPEATED BATTERY ERRORS



Operation

INSTALL FULLY CHARGED BATTERY PACK: Align the ribs on the battery pack with the grooves in the battery pack holder of the megaphone and insert battery. Lock into place by turning the battery pack knob clockwise until you hear a “click” sound. If you do not hear the “click” then it is not locked and can fall out.

TURN ON MEGAPHONE: Turn **On/Off Volume Control Knob** clockwise until you hear a “click”. The Battery Status Light will light up green indicating that the power is now on.

TALK: Squeeze the “talk trigger” on handle and place your mouth close to microphone and talk. Adjust the volume to a level where there is no feedback/howling/squealing. Level will vary based on using outdoors or indoors. **NOTE:** Your megaphone is equipped with a directional noise-canceling microphone. Because of the extreme volume level and proximity of the speaker, this microphone is designed to isolate your voice and prevent feedback. For best sound quality, position your mouth close to the microphone when speaking.


SPEAKING TIPS: To maximize volume level and clarity, point the megaphone directly toward your listeners from a safe distance.

To reduce feedback, do not aim the megaphone directly at solid surfaces/walls.

**FOR MAXIMUM BATTERY LIFE,
TURN OFF MEGAPHONE WHEN NOT IN USE**



On/Off Volume Control



Talk Trigger Handle


Siren / Horn Button

The Siren and Horn modes are always available and do not require the activation of the talk trigger.

THE SIREN AND HORN ARE ALWAYS AT "MAX" VOLUME AND IS NOT ADJUSTABLE

Push the %S/H+button up towards the %S+ to activate the siren. Release to turn off.

Push the %S/H+button down towards the %H+ to activate the horn. Release to turn Off.



WARNING: TO AVOID HEARING DAMAGE, DO NOT ACTIVATE THE SIREN OR HORN NEAR A PERSON'S EARS

Attaching Shoulder Strap


The megaphone has three (3) strap hooks built into the handles giving you a couple of different options for carrying the megaphone with the strap.

You have two ends of the strap that connect to the megaphone. Please notice the location of the Buckle and the Retainer Clip. If your strap does not have the clip below the buckle you need to remove both and reinsert onto the strap.

Flatten out the strap. The shoulder pad that is padded is the inside. Loosen the strap so that you have half of the strap below the buckle. Detach the loose end of the strap from the buckle and retainer clip and insert the end of the strap through one of the strap hooks.

Loop over the hook and pass the end of the strap through the retainer clip. Then feed the end through the bottom of buckle and back through the top of the buckle.

Repeat for the other side. Adjust both sides to the desired length. Finally slide the Retainer clip down to the strap hook.



What To Do When You Drop Your Megaphone Into Water Or Use It In The Rain

Your megaphone is completely waterproof and will not be harmed if accidentally dropped into water or by use in the rain. However, if the windscreen foam inside of the microphone port becomes saturated with water, the water will inhibit sound from reaching the microphone and results in poor, or even no, sound transmission.

Accordingly, we recommend that you avoid allowing rain to fall directly into the microphone port. If the port does become saturated with water, you can clear it by holding the megaphone battery side down and shaking it, or by blowing once or twice directly into the microphone port until your voice is clear again. It is not necessary for the wind screen to be completely dry.

DO NOT ATTEMPT TO POKE OR SQUEEZE THE WIND SCREEN DRY AS THIS MAY DAMAGE THE WATER-PROOF MEMBRANE AT THE BASE OF THE MICROPHONE PORT, DESTROYING THE WATERPROOF SEAL OF YOUR UNIT.

Before storing away, dry megaphone as much as possible. Remove battery pack from megaphone and dry battery pack as well as the inside of the battery holder.

Battery Precautions

WARNING! THE BATTERY PACK CONTAINS LITHIUM-ION POLYMER CELLS. FOLLOW THESE PRECAUTIONS!

- Do not ever subject to fire or high temperatures (302° F / 150° C)
- Do not charge, use, transport or store above 115° F / 45° C
- Do not charge below 32° F / 0° C
- Do not puncture or open the battery pack
- Do not use a pack that has been damaged or has displayed repeated charging errors
- If you see smoke or smell fumes, Stop charging or using immediately. Remove battery pack
- If battery pack is damaged, avoid contact with battery electrolyte which may be irritating to skin, eyes and mucous membranes
- In case of battery fire, evacuate the area to avoid inhalation of fumes. If possible, pour sand over the battery or use dry ABC type extinguisher to put out fire

Optional Accessories



S1945 Megaphone Carry / Storage Case

Rugged weather resistant nylon, zipper top with identification tag, carrying handle and shoulder strap. Keep your megaphone clean and dry. Great for storage and transportation.

- 9" Diameter x 14"L.
- Black
- MSRP \$43.00



S1470
Battery Pack
MSRP \$175.00



S1471
Battery Charger
MSRP \$150.00



S1996
Shoulder Strap
MSRP \$30.00



S1997
Protective Rubber Ring
MSRP \$10.00

WHY USE A RECHARGEABLE BATTERY PACK?

Save Money—While a rechargeable battery pack cost more initially, it can be recharged hundreds of times and last for years.

Protect the Environment—Conserve Resources

The corrosive materials and heavy metals in batteries can impair human health and the environment. Rechargeable batteries use greatly reduces the quantity of batteries manufactured, used and discarded.

AmpliVox recommends recycling batteries through Call2Recycle, Inc., a 501(c)4 non-profit organization - www.call2recycle.org



DISCLAIMER

AmpliVox Portable Sound Systems, operates a policy of continuous development. AmpliVox reserves the right to make changes and improvements to any of the products described in this document without prior notice.

Under no circumstances shall AmpliVox be responsible for any loss of data or income or any special, incidental, consequential or indirect damages howsoever caused.

WARRANTY

Limited Five (5) -Year Warranty

AmpliVox warrants this product to be free from defects in materials and workmanship (subject to the terms set forth below) for a period of five (5) years from the date of purchase (~~Warranty Period~~). All accessories and the battery (diminished battery capacity within normal range for the number of charge/discharge cycles is not a defect) are warrantee for 1 year.

During the Warranty Period, AmpliVox will repair or replace (at AmpliVox's discretion) this product or any defective parts (~~Warranty Service~~).

Repair or replacement under the terms of this warranty does not give right to any extension or a new beginning of the period of warranty.

CLAIMS UNDER THE WARRANTY

To obtain Warranty Service, **contact AmpliVox (800-267-5486)** to be assigned a **Return Authorization number (RA#)**. After receiving a RA#, the defective unit is to be returned to AmpliVox in either its original packaging or packaging affording an equal degree of protection. You will bear the cost of shipping the product to AmpliVox. If the product is covered by the warranty, AmpliVox will bear the cost of shipping product back to you after the completion of service under this warranty.

Return shipping will be charged to you for products not covered by the warranty or requiring no warranty repair.

The following information must be presented to obtain Warranty Service: **(a)** the RA# must be clearly and legibility marked on the outside of shipping carton, **(b)** proof of purchase, which clearly indicates the name and address of the seller, the date of purchase and the product type, which is evidence that this product is within the Warranty Period. Please further include **(c)** your return address, **(d)** daytime telephone number, and **(e)** reason for return.

LIMITATION OF WARRANTY

This warranty is only valid for the original purchaser and will automatically terminate prior to expiration if this product is sold or otherwise transferred to another party. The warranty provided by AmpliVox in this statement applies only to products purchased for use, and not for resale. It does not apply to open box purchases, which are sold ~~as is~~ and without any warranty. Specifically exempt from warranty are limited-life consumable components subject to normal wear and tear, such as microphone windscreens, ear cushions, modular plugs, ear tips, decorative finishes, batteries, and other accessories. This warranty is invalid if the factory-applied serial number, date code label, or product label has been altered or removed from this product. This Warranty does not cover cosmetic damage or damage due to misuse, abuse, negligence, corrosion, Acts of Nature, accident, disassembling or modification to any part of, the product. This Warranty does not cover damage due to improper operation, maintenance or installation, or attempted repair by anyone other than AmpliVox. Any unauthorized repairs will void this warranty.

REPAIRS OR REPLACEMENTS AS PROVIDED UNDER THIS WARRANTY ARE THE EXCLUSIVE REMEDY OF THE CONSUMER. AMPLIVOX SHALL NOT BE LIABLE FOR ANY INCIDENTAL OR CONSEQUENTIAL DAMAGES FOR BREACH OF ANY EXPRESS OR IMPLIED WARRANTY ON THIS PRODUCT. EXCEPT TO THE EXTENT PROHIBITED BY LAW, THIS WARRANTY IS EXCLUSIVE AND IN LIEU OF ALL OTHER EXPRESS AND IMPLIED WARRANTIES WHAT SO EVER, INCLUDING BUT NOT LIMITED TO THE WARRANTY OF MERCHANTABILITY AND FITNESS FOR A PRACTICAL PURPOSE.

NOTE! This warranty gives you specific legal rights. You may have other rights which vary from location to location. Some jurisdictions do not allow the exclusion or limitation of incidental or consequential damages or implied warranties, so the above exclusions may not apply to you. This warranty does not affect your legal (statutory) rights under your applicable national or local laws.



Dispose of the product according to local standards and regulations