

AP-15U, AP-15TU, AP-15TUC


Emergency Signaling Horn

General Description

- Atlas Sound Models AP-15U, AP-15TU and AP-15TUC are High Efficiency, U.L. Listed Double Re-Entrant Type Loudspeakers. They Comply with the Requirements of UL Standard 1480, Fire Protective Signalling Speakers.
- They are Designed to be Used in Conjunction with Compatible Control Equipment for High Intelligibility Reproduction of Audible Emergency and Protective Signals as well as Voice Messages.
- Model AP-15TUC Includes a Supervisory Capacitor and is Suitable for Installation in Systems Employing Supervised Circuitry (25V/70.7V). Maximum Supervised Circuit Voltage is 24 VDC.
- For Use in Ambient Temperature Ranges from -40°C to 66°C.

Specifications

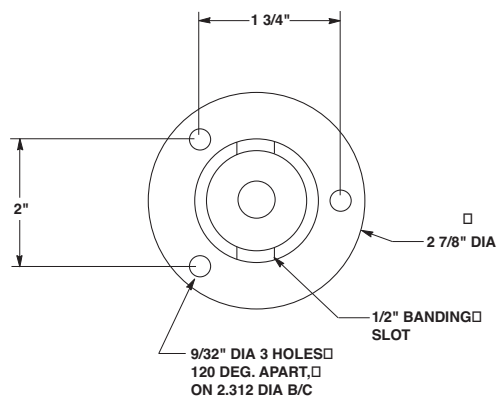
Power	15 Watts RMS
Frequency Response	400-4,000Hz
Sound Level	103dB UL 10' Rating (AP-15U Only)
Conduit Connection	For 1/2" Conduit



Power Tap Selector Switch

Switch Position	Impedance	25V Line	*db@ 10 Ft.	70V Line	*db@ 10 Ft.
1	5.0 K	-		.9 W	93
2	2.5 K	-		1.8 W	96
3	1.3 K	.48 W	90	3.8 W	98
4	666	.94 W	93	7.5 W	101
5	333	1.8 W	96	15.0 W	103
6	89	7.5 W	101	Do Not Use	
7	45	15.0 W	103	On 70 V.	

* UL 3dB Increment Rating



NOTE: Terminal #2 is the positive terminal

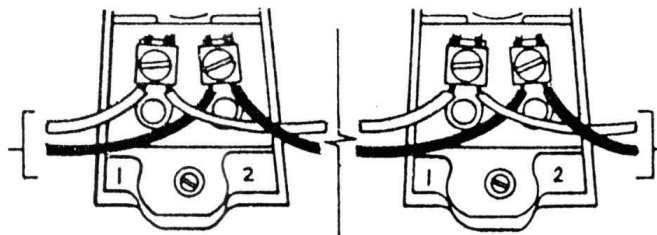
Mounting Dimensions

WIRING DIAGRAM

To conform with UL requirements, wires must be connected as shown in wiring diagram.

NOTE: The maximum wire size that can be connected to this device is 18 Gauge!

From
Amplifier



To next Speaker
or End of Line
Resistor

CAUTION: Do Not loop wires under screw terminals. Break wire run to provide supervision of connection. Installation must comply with all Building Codes and NFPA guidelines. Installation must adhere to N.E.C. and NFPA 70/72 wiring directives and comply with all National and Local Building Codes.