

M1000 / M1000-W / M1000R-W

Install Sheet

Step 1

Remove the M1000 from the package via hangers provided. Hangers are factory installed to facilitate mounting of the M1000 for upward sound dispersion, Figure 1. This dispersion configuration is the most popular and most effective.

Note: The M1000R-W can only be mounted in the upward firing configuration.

If horizontal (side firing) dispersion is required, the hangers may be relocated as shown in Figure 2.

If down firing dispersion is required, the hangers may be relocated as shown in Figure 3.

Step 2

Install the M1000 per Figure 1, 2 or 3, using hanger wire or MCHAIN72 (not included).

Note: Code requirements in many areas require the use of #12 suspension cable for commercial applications. Check your local codes before installing the M1000.

Step 3

Terminate service loop to the amplifier output line (black is negative, red is positive) - see Figure 4.

Note: Strain relief is not designed to accommodate conduit. Use approved terminations through the knock-outs provided on the M1000 cover plate when conduit is used.

Step 4

Set tap selector switch to desired power setting.



Figure 1
M1000 shown with hangers located as configured for upward sound dispersion



Figure 2
M1000 shown with hangers configured for horizontal sound dispersion



Figure 3
M1000 shown with hangers configured for downward sound dispersion



Figure 4
M1000 tap selector

Model	Loudspeaker	Magnet Weight	Sensitivity	Frequency Response	Transformer Taps @ 70.7V / 100V	Enclosure		Weight
						Dimensions	Volume	
M1000	8" (203mm)	10oz. (250g)	92dB	150Hz-6kHz (±3dB)	.25, .5, 1, 2, & 4 Watts @ 70.7V	11 ⁹ / ₁₆ " (294mm)	734 in ³	9 lbs. (3.4kg)
M1000-W	Dual Cone		1W/1M	120Hz-6.5kHz (±5dB)	.5, 1, 2, & 4 Watts @ 100V	11 ⁹ / ₁₆ " (294mm)		
M1000R-W						5 ¹ / ₂ " (140mm)		

WARNING: To prevent injury, this apparatus must be securely attached to the Floor / Wall / Ceiling in accordance with installation instructions.

M1000 / M1000-W / M1000R-W

Install Sheet



M1000

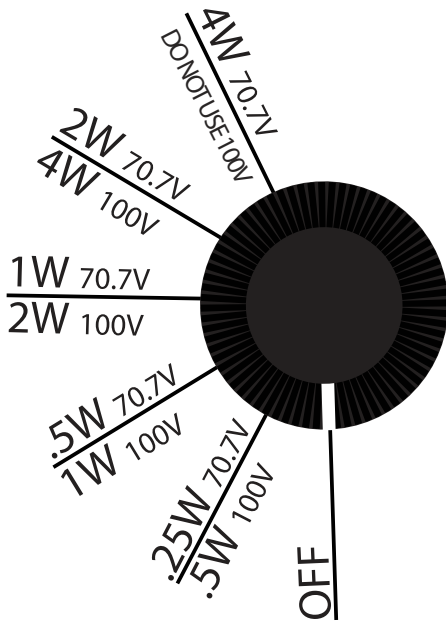


M1000-W

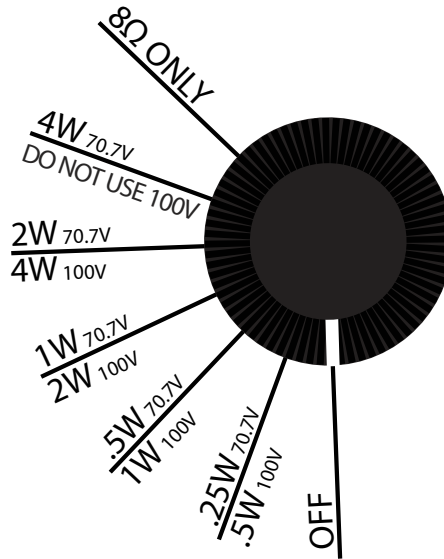


M1000R-W

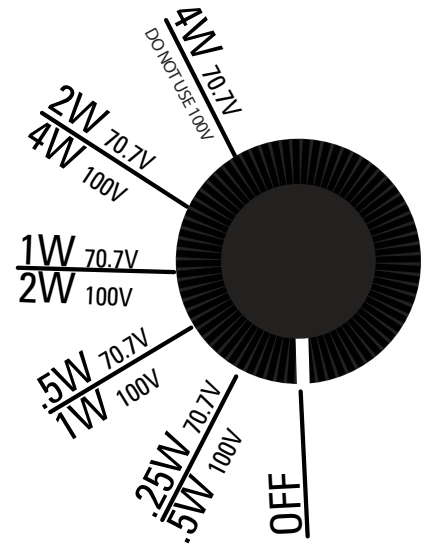
M1000 Tap Selection



M1000-W Tap Selection



M1000R-W Tap Selection



©2013 Atlas Sound L.P. All rights reserved. Atlas Sound is a trademark of Atlas Sound L.P. All other trademarks are the property of their respective owners. All specs are subject to change without notice. ATS001449 RevD 1/13