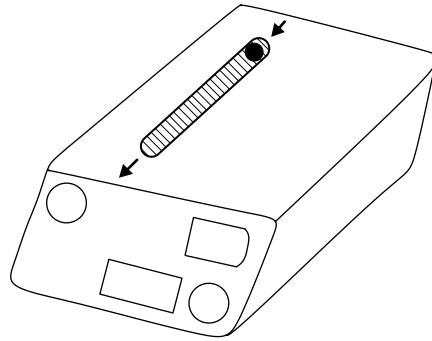


INSTALLATION INSTRUCTIONS



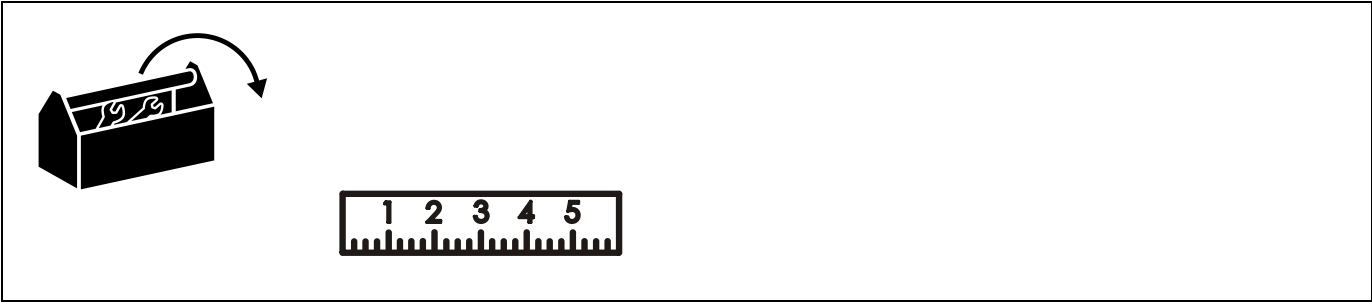
Cable Lock Accessory

DISCLAIMER

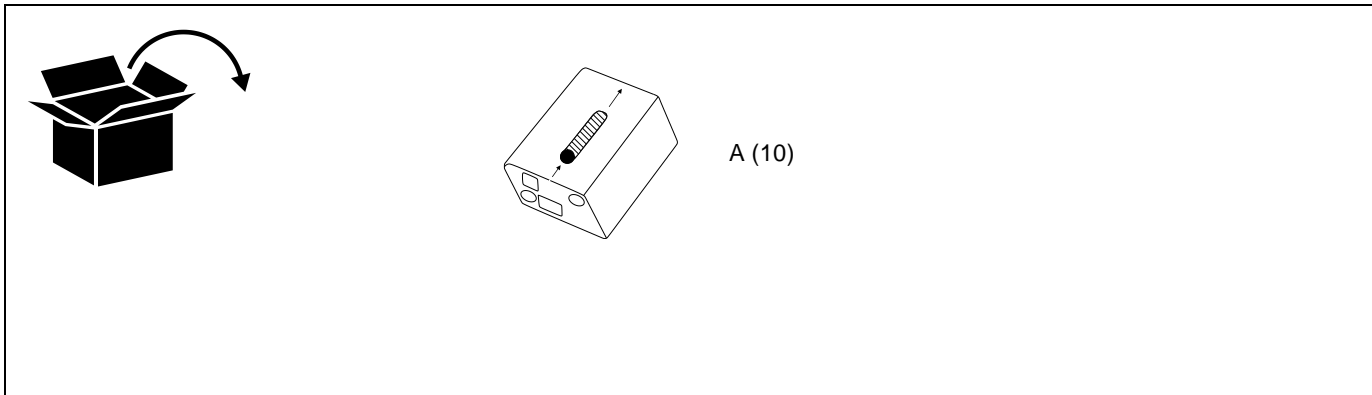
CSAV, Inc., and its affiliated corporations and subsidiaries (collectively, "CSAV"), intend to make this manual accurate and complete. However, CSAV makes no claim that the information contained herein covers all details, conditions or variations, nor does it provide for every possible contingency in connection with the installation or use of this product. The information contained in this document is subject to change without notice or obligation of any kind. CSAV makes no representation of

warranty, expressed or implied, regarding the information contained herein. CSAV assumes no responsibility for accuracy, completeness or sufficiency of the information contained in this document.

TOOLS REQUIRED FOR INSTALLATION



PARTS



Installation

The CMA-290 cable lock may be used with either a 1/8" or 3/16" 7x19 wire rope.



CAUTION: The 1/8" 7x19 wire rope is rated to 250 lb (113.40 kg). The 3/16" 7x19 wire rope is rated to 640 lb (290.30 kg). It is the installer's responsibility to ensure that the weight ratings of the cable lock system are not exceeded.

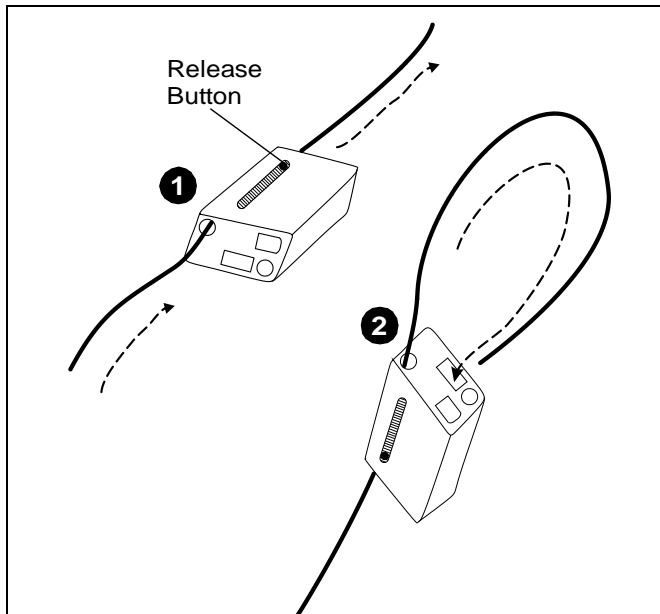


Figure 1

NOTE: (Optional) Melt lead-free solder on end of cable to prevent unraveling.

1. Feed the cable into the cable lock, being sure to push the release button in direction of arrow printed on lock. (See Figure 1)
2. Loop the cable back through a locking channel and pull at least 6 inches of wire rope through, pushing the release button in the direction of arrow on lock. (See Figure 1)

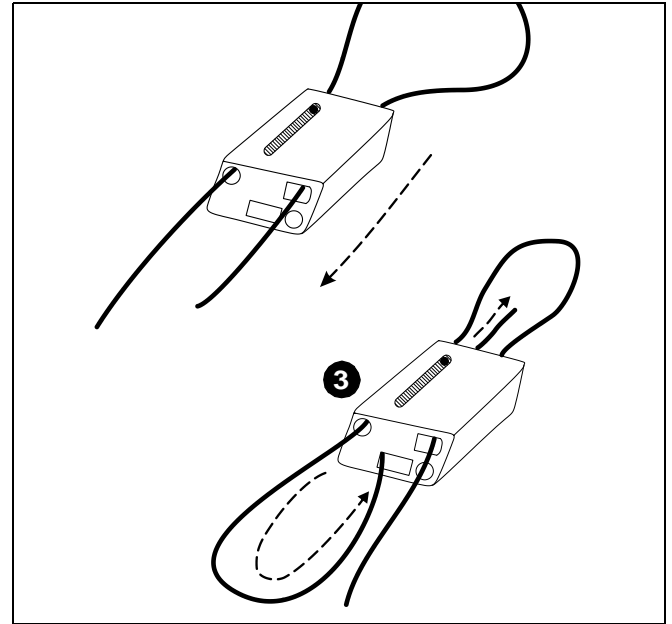


Figure 2

3. Pass wire tail from Step 1 back through the remaining locking channel (See Figure 2).

Unlocking the Cable Lock

To unlock the cable lock:

1. Remove load from cable and cable lock.
2. Push release button in direction of arrow on cable lock.
3. Move cable freely.



8803-000084

©2007 Chief Manufacturing

www.chiefmfg.com

05/07

USA/International	A 8401 Eagle Creek Parkway, Savage, MN 55378 P 800.582.6480 / 952.894.6280 F 877.894.6918 / 952.894.6918
Europe	A Fellenoord 130 5611 ZB EINDHOVEN, The Netherlands P +31 (0)40 2668620 F +31 (0)40 2668615
Asia Pacific	A Room 30I, Block D, Lily YinDu International Building LuoGang, BuJi Town, Shenzhen, CHINA. Post Code: 518112 深圳市布吉罗岗百合银都国际大厦D栋30I P +86-755-8996 9226 ; 8996 9236 ; 8996 9220 F +86-755-8996 9217